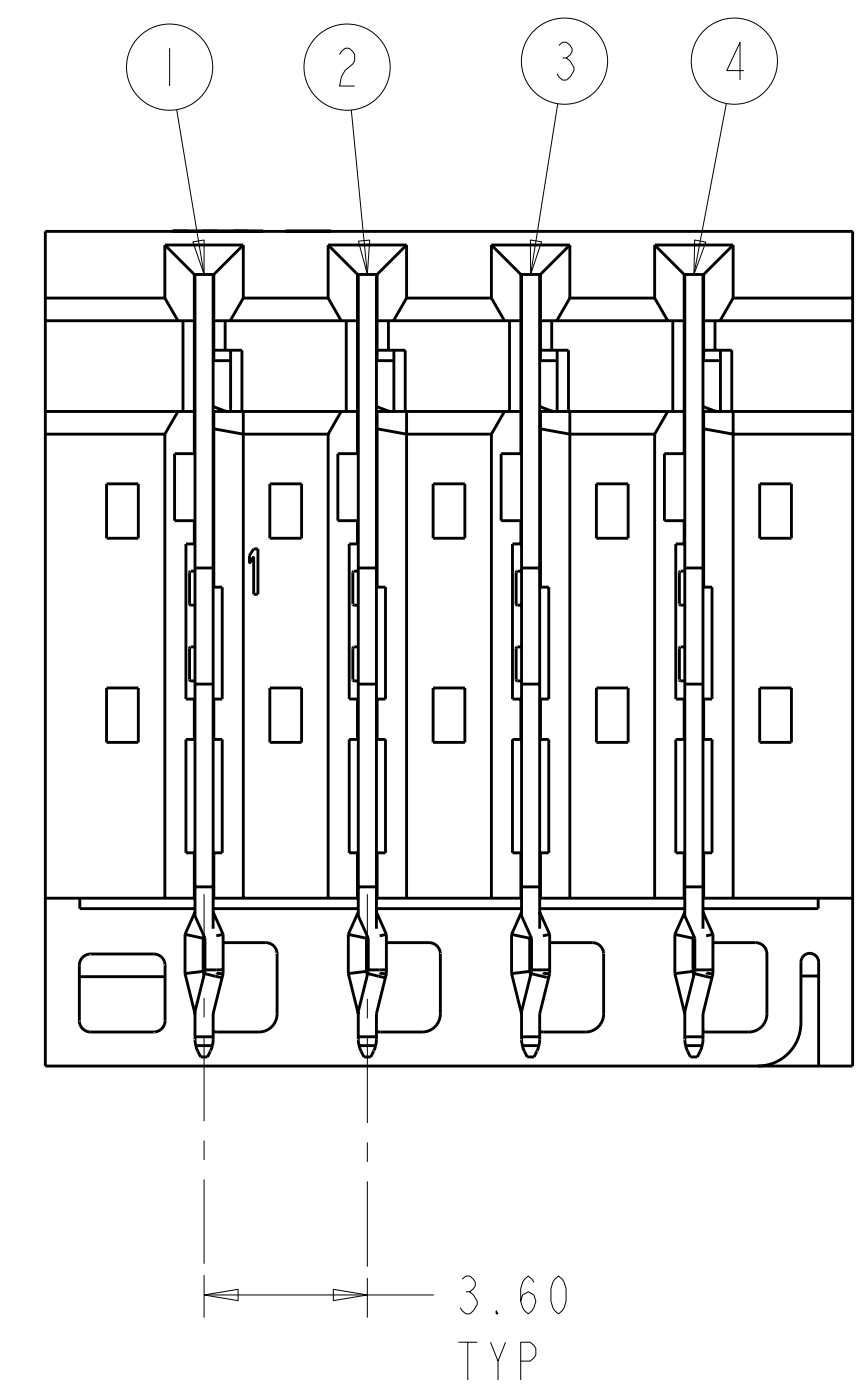
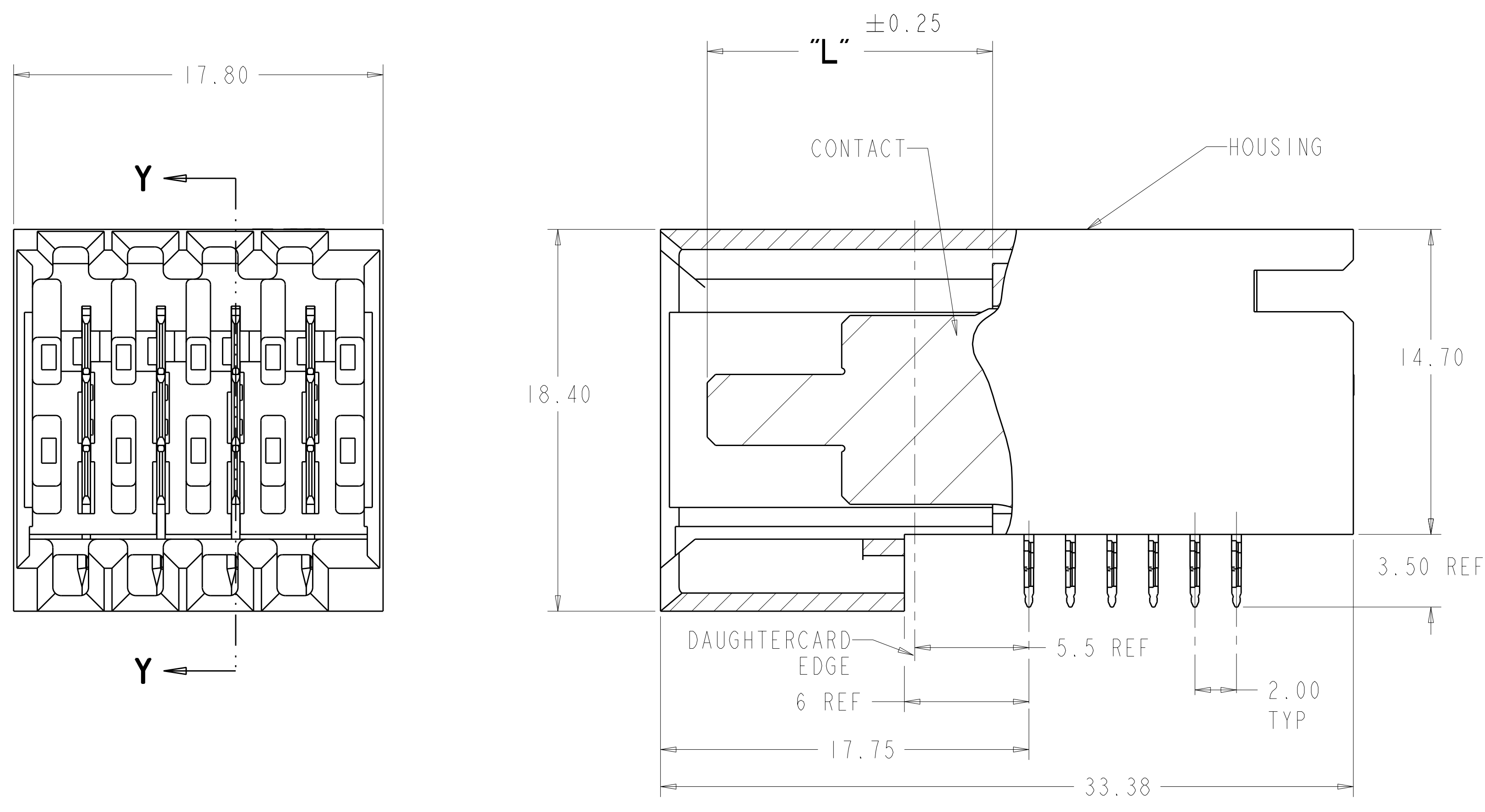
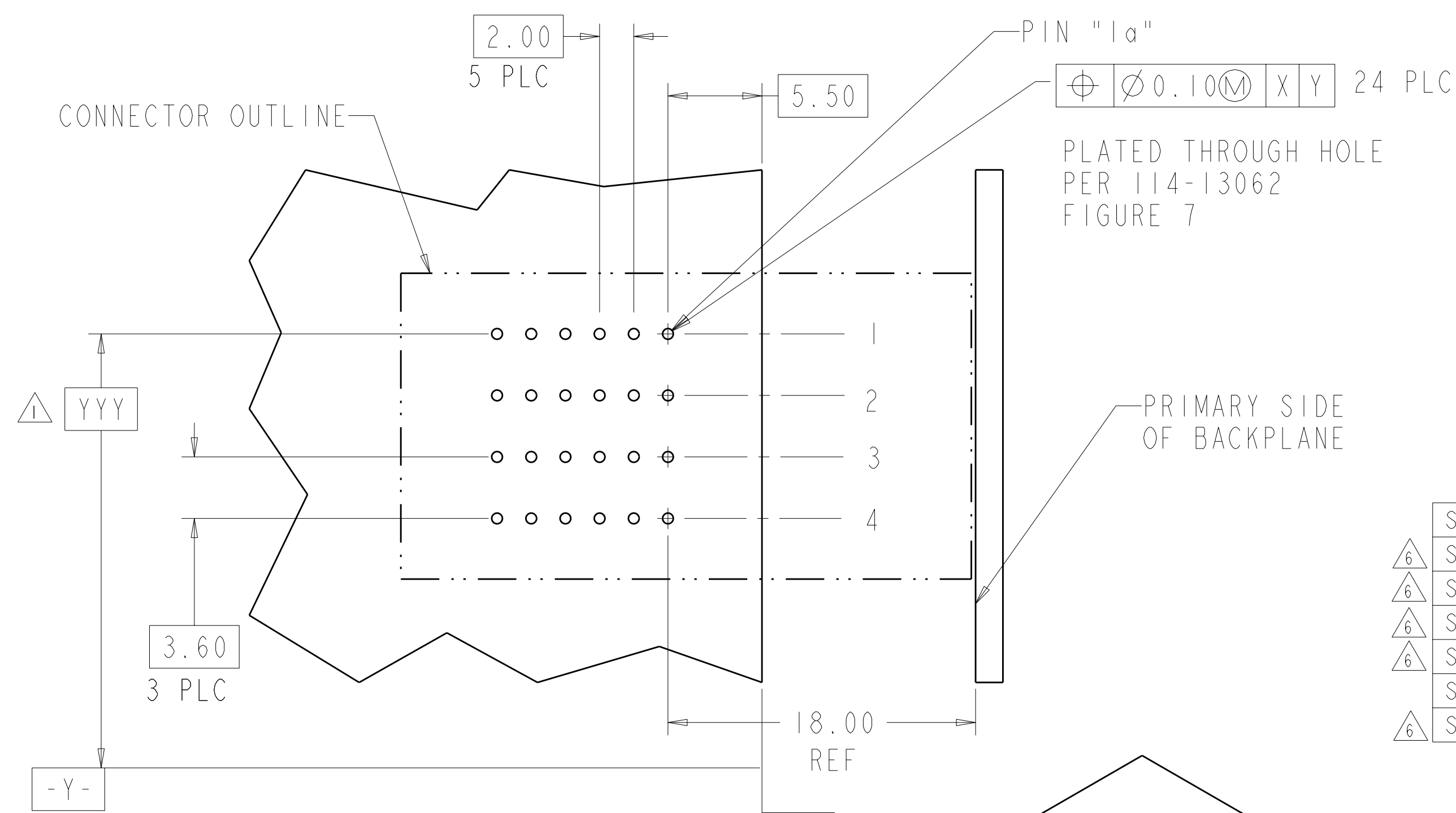


LOC	DIST	REV	DATE	BY	APPD
AD	00	A6	24APR2012	KH	AS

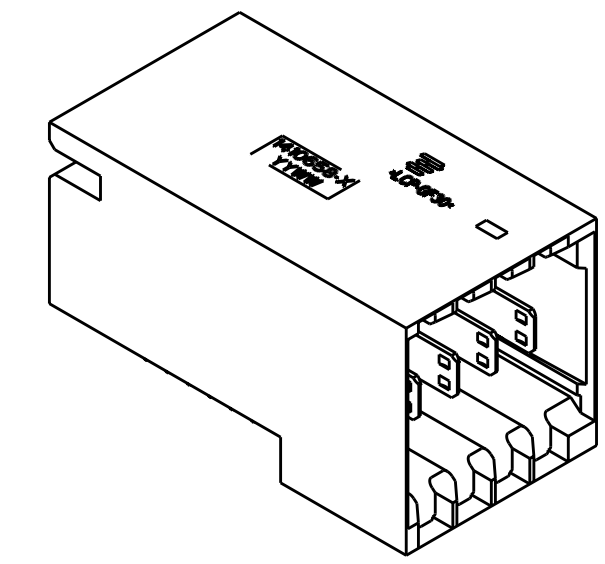


- △ DIMENSIONS PER CUSTOMER BOARD LAYOUT
- △ FINISH: 1.27μM MIN GOLD IN CONTACT AREA, 1.27μM MIN TIN-LEAD ON PCB TAIL, OVER 1.27μM MIN NICKEL OVER ALL.
- △ FINISH: 1.27μM MIN GOLD IN CONTACT AREA, 1.27μM MIN TIN ON PCB TAIL, OVER 1.27μM MIN NICKEL OVER ALL.
- 4. HOUSING: LCP, UL94V-0, BLACK
CONTACT: PHOSPHOR BRONZE
- △ OBSOLETE PART NUMBER.

SECTION Y-Y



RECOMMENDED PCB HOLE LAYOUT DAUGHTER CARD PRIMARY SIDE SCALE 4:1



SCALE 2:1

- △ SUPERCEDED BY 1-1410271-9
- △ SUPERCEDED BY 1-1410271-8
- △ SUPERCEDED BY 1-1410271-7
- △ SUPERCEDED BY 1-1410271-6
- △ SUPERCEDED BY 1-1410271-5
- △ SUPERCEDED BY 1-1410271-4
- △ SUPERCEDED BY 1-1410271-3

PLATING	CAVITY #4 "L"	CAVITY #3 "L"	CAVITY #2 "L"	CAVITY #1 "L"	PART NUMBER
△ 2	13.75	13.75	12.25	12.25	2-1410271-2
	13.75	13.75	12.25	12.25	2-1410271-1
	12.25	10.75	10.75	12.25	2-1410271-0
	10.75	12.25	13.75	10.75	1-1410271-9
	10.75	10.75	10.75	10.75	1-1410271-8
	10.75	12.25	12.25	10.75	1-1410271-7
	12.25	12.25	12.25	12.25	1-1410271-6
	10.75	12.25	13.75	12.25	1-1410271-5
	10.75	13.75	13.75	10.75	1-1410271-4
	10.75	13.75	13.75	12.25	1-1410271-3
	12.25	13.75	13.75	12.25	1-1410271-2
	13.75	13.75	13.75	13.75	1-1410271-1
△ 3	12.25	10.75	10.75	12.25	1-1410271-0
	10.75	12.25	13.75	10.75	△ 6 1410271-9
	10.75	10.75	10.75	10.75	1410271-8
	10.75	12.25	12.25	10.75	1410271-7
	12.25	12.25	12.25	12.25	1410271-6
	10.75	12.25	13.75	12.25	1410271-5
	10.75	13.75	13.75	10.75	△ 6 1410271-4
	10.75	13.75	13.75	12.25	1410271-3
	12.25	13.75	13.75	12.25	1410271-2
	13.75	13.75	13.75	13.75	1410271-1

THIS DRAWING IS A CONTROLLED DOCUMENT.

STE TE Connectivity

ASSEMBLY, POWER, RIGHT ANGLE HEADER, 4 CAVITY, 20.3mm, MULTIGIG

SCALE 6:1 SHEET 1 OF 1 REV A6

Mouser Electronics

Authorized Distributor

Click to View Pricing, Inventory, Delivery & Lifecycle Information:

[TE Connectivity:](#)

[2-1410271-2](#)