

CMPDM7002A  
CMPDM7002AG\*

SURFACE MOUNT SILICON  
N-CHANNEL  
ENHANCEMENT-MODE  
MOSFET



SOT-23 CASE

\* Device is *Halogen Free* by design



www.centrasemi.com

**DESCRIPTION:**

The CENTRAL SEMICONDUCTOR CMPDM7002A and CMPDM7002AG are special versions of the 2N7002 enhancement-mode N-Channel MOSFET manufactured by the N-Channel DMOS Process, designed for high speed pulsed amplifier and driver applications. These special devices offer low  $r_{DS(ON)}$  and low  $V_{DS(ON)}$ .

**MARKING CODES: CMPDM7002A: C702A  
CMPDM7002AG\*: 702G**

**MAXIMUM RATINGS:** ( $T_A=25^\circ\text{C}$ )

Drain-Source Voltage  
Drain-Gate Voltage  
Gate-Source Voltage  
Continuous Drain Current  
Continuous Source Current (Body Diode)  
Maximum Pulsed Drain Current  
Maximum Pulsed Source Current  
Power Dissipation  
Operating and Storage Junction Temperature  
Thermal Resistance

**SYMBOL**

$V_{DS}$  60  
 $V_{DG}$  60  
 $V_{GS}$  40  
 $I_D$  280  
 $I_S$  280  
 $I_{DM}$  1.5  
 $I_{SM}$  1.5  
 $P_D$  350  
 $T_J, T_{stg}$  -65 to +150  
 $\theta_{JA}$  357

**UNITS**

V  
V  
V  
mA  
mA  
A  
A  
mW  
 $^\circ\text{C}$   
 $^\circ\text{C/W}$

**ELECTRICAL CHARACTERISTICS:** ( $T_A=25^\circ\text{C}$  unless otherwise noted)

SYMBOL	TEST CONDITIONS	MIN	MAX	UNITS
$I_{GSSF}, I_{GSSR}$	$V_{GS}=20\text{V}, V_{DS}=0$		100	nA
$I_{DSS}$	$V_{DS}=60\text{V}, V_{GS}=0$		1.0	$\mu\text{A}$
$I_{DSS}$	$V_{DS}=60\text{V}, V_{GS}=0, T_J=125^\circ\text{C}$		500	$\mu\text{A}$
$I_{D(ON)}$	$V_{GS}=10\text{V}, V_{DS}=10\text{V}$	500		mA
$BV_{DSS}$	$V_{GS}=0, I_D=10\mu\text{A}$	60		V
$V_{GS(th)}$	$V_{DS}=V_{GS}, I_D=250\mu\text{A}$	1.0	2.5	V
$V_{DS(ON)}$	$V_{GS}=10\text{V}, I_D=500\text{mA}$		1.0	V
$V_{DS(ON)}$	$V_{GS}=5.0\text{V}, I_D=50\text{mA}$		0.15	V
$V_{SD}$	$V_{GS}=0, I_S=400\text{mA}$		1.2	V
$r_{DS(ON)}$	$V_{GS}=10\text{V}, I_D=500\text{mA}$		2.0	$\Omega$
$r_{DS(ON)}$	$V_{GS}=10\text{V}, I_D=500\text{mA}, T_J=125^\circ\text{C}$		3.5	$\Omega$
$r_{DS(ON)}$	$V_{GS}=5.0\text{V}, I_D=50\text{mA}$		3.0	$\Omega$
$r_{DS(ON)}$	$V_{GS}=5.0\text{V}, I_D=50\text{mA}, T_J=125^\circ\text{C}$		5.0	$\Omega$
$g_{FS}$	$V_{DS}=10\text{V}, I_D=200\text{mA}$	80		mS
$C_{rss}$	$V_{DS}=25\text{V}, V_{GS}=0, f=1.0\text{MHz}$		5.0	pF
$C_{iss}$	$V_{DS}=25\text{V}, V_{GS}=0, f=1.0\text{MHz}$		50	pF
$C_{oss}$	$V_{DS}=25\text{V}, V_{GS}=0, f=1.0\text{MHz}$		25	pF

R5 (9-February 2015)

CMPDM7002A  
CMPDM7002AG\*

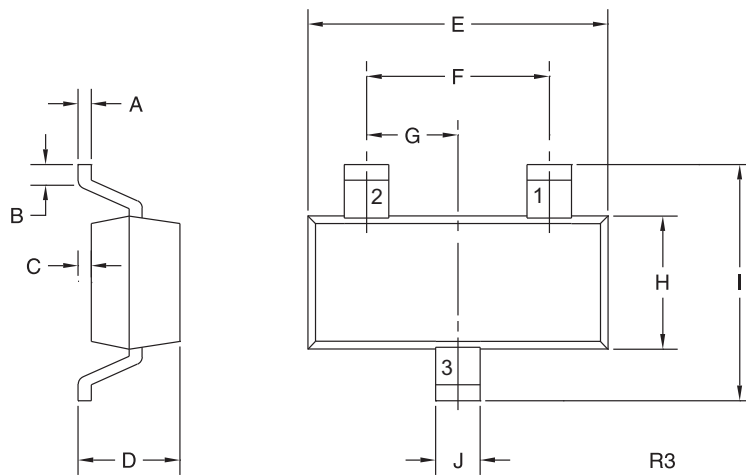


**SURFACE MOUNT SILICON  
N-CHANNEL  
ENHANCEMENT-MODE  
MOSFET**

**ELECTRICAL CHARACTERISTICS - Continued:** ( $T_A=25^\circ\text{C}$  unless otherwise noted)

SYMBOL	TEST CONDITIONS	TYP	MAX	UNITS
$Q_{g(\text{tot})}$	$V_{DS}=30\text{V}$ , $V_{GS}=4.5\text{V}$ , $I_D=100\text{mA}$	0.592		nC
$Q_{gs}$	$V_{DS}=30\text{V}$ , $V_{GS}=4.5\text{V}$ , $I_D=100\text{mA}$	0.196		nC
$Q_{gd}$	$V_{DS}=30\text{V}$ , $V_{GS}=4.5\text{V}$ , $I_D=100\text{mA}$	0.148		nC
$t_{\text{on}}$ , $t_{\text{off}}$	$V_{DD}=30\text{V}$ , $V_{GS}=10\text{V}$ , $I_D=200\text{mA}$ , $R_G=25\Omega$ , $R_L=150\Omega$		20	ns

**SOT-23 CASE - MECHANICAL OUTLINE**



**LEAD CODE:**

- 1) Gate
- 2) Source
- 3) Drain

**MARKING CODES:**

CMPDM7002A: C702A  
CMPDM7002AG\*: 702G

\* Device is *Halogen Free* by design

DIMENSIONS				
SYMBOL	INCHES		MILLIMETERS	
	MIN	MAX	MIN	MAX
A	0.003	0.007	0.08	0.18
B	0.006	-	0.15	-
C	-	0.005	-	0.13
D	0.035	0.043	0.89	1.09
E	0.110	0.120	2.80	3.05
F	0.075		1.90	
G	0.037		0.95	
H	0.047	0.055	1.19	1.40
I	0.083	0.098	2.10	2.49
J	0.014	0.020	0.35	0.50

SOT-23 (REV: R3)

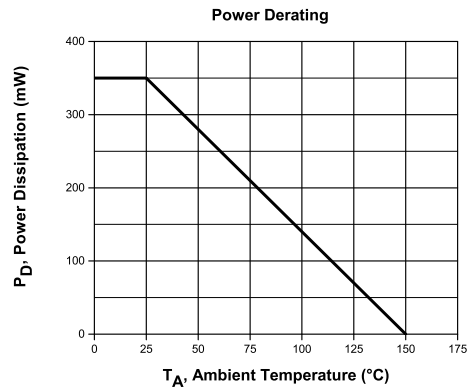
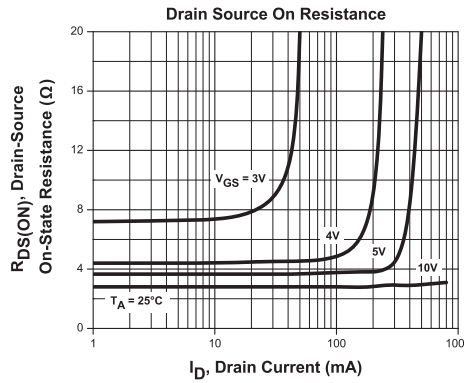
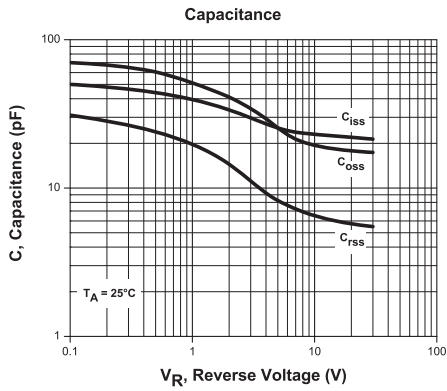
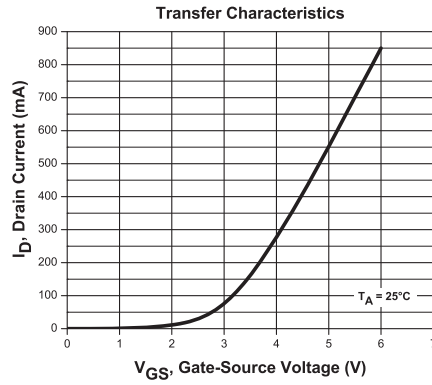
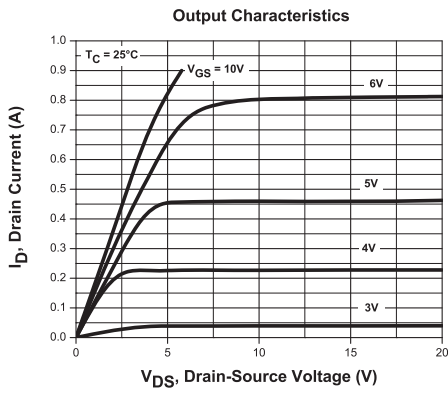
R5 (9-February 2015)

CMPDM7002A  
 CMPDM7002AG\*

SURFACE MOUNT SILICON  
 N-CHANNEL  
 ENHANCEMENT-MODE  
 MOSFET



TYPICAL ELECTRICAL CHARACTERISTICS



R5 (9-February 2015)

## OUTSTANDING SUPPORT AND SUPERIOR SERVICES



---

### PRODUCT SUPPORT

Central's operations team provides the highest level of support to insure product is delivered on-time.

- Supply management (Customer portals)
- Inventory bonding
- Consolidated shipping options
- Custom bar coding for shipments
- Custom product packing

---

### DESIGNER SUPPORT/SERVICES

Central's applications engineering team is ready to discuss your design challenges. Just ask.

- Free quick ship samples (2<sup>nd</sup> day air)
- Online technical data and parametric search
- SPICE models
- Custom electrical curves
- Environmental regulation compliance
- Customer specific screening
- Up-screening capabilities
- Special wafer diffusions
- PbSn plating options
- Package details
- Application notes
- Application and design sample kits
- Custom product and package development

---

### REQUESTING PRODUCT PLATING

1. If requesting Tin/Lead plated devices, add the suffix "TIN/LEAD" to the part number when ordering (example: 2N2222A TIN/LEAD).
2. If requesting Lead (Pb) Free plated devices, add the suffix "PBFREE" to the part number when ordering (example: 2N2222A PBFREE).

---

### CONTACT US

#### Corporate Headquarters & Customer Support Team

Central Semiconductor Corp.  
145 Adams Avenue  
Hauppauge, NY 11788 USA  
Main Tel: (631) 435-1110  
Main Fax: (631) 435-1824  
Support Team Fax: (631) 435-3388  
[www.centrasemi.com](http://www.centrasemi.com)

**Worldwide Field Representatives:**  
[www.centrasemi.com/wwreps](http://www.centrasemi.com/wwreps)

**Worldwide Distributors:**  
[www.centrasemi.com/wwdistributors](http://www.centrasemi.com/wwdistributors)

---

For the latest version of Central Semiconductor's **LIMITATIONS AND DAMAGES DISCLAIMER**, which is part of Central's Standard Terms and Conditions of sale, visit: [www.centrasemi.com/terms](http://www.centrasemi.com/terms)

# Mouser Electronics

Authorized Distributor

Click to View Pricing, Inventory, Delivery & Lifecycle Information:

[Central Semiconductor:](#)

[CMPDM7002A](#) [CMPDM7002AG TR](#) [CMPDM7002AG BK](#)