





KAS SERIES DIP SWITCH

ANTI-VANDAL SWITCHES
DETECTOR SWITCHES
DIP SWITCHES
KEYLOCK SWITCHES
NAVIGATION SWITCHES
PUSHBUTTON SWITCHES
ROCKER SWITCHES
ROTARY SWITCHES
SLIDE SWITCHES
SNAP ACTION SWITCHES
TACTILE SWITCHES
TOGGLE SWITCHES
CAP OPTIONS



APPLICATIONS / MARKETS



RoHS

SPECIFICATIONS

Electrical Rating: 100mA @ 50VDC Non-Switching
25mA @ 24VDC Switching
Life Expectancy: 2,000 Cycles
Contact Resistance: 100mΩ Max.
Insulation Resistance: 100 MΩ Min. at 500VDC
Dielectric Strength: 100VAC for 1 min.
Operating Temperature: -20°C to 85°C
Storage Temperature: -40°C to 85°C
Travel: 2.0mm Typical
Contact Arrangement: SPST each position

FEATURES & BENEFITS

- Through hole (PCB Pin) termination
- From 2 to 12 positions
- Top seal optional
- Tube packaging

PART NUMBER CONFIGURATOR

P Series

KA

Model No.

S - Slide Type

Termination

1 - PC Pin
2 - Right Angle
PC Pin (Extended
Actuator Only)

Circuit

1 - SPST

No. of Positions

02 - 2 positions
03 - 3 positions
04 - 4 positions
05 - 5 positions
06 - 6 positions
07 - 7 positions
08 - 8 positions
09 - 9 positions
10 - 10 positions
12 - 12 positions

Actuator

R - Recessed
Actuator
E - Extended
Actuator

Seal

None -
Standard
Unsealed
T - Top Tape
Sealed

Switches are supplied in standard IC tubes with all poles in the "OFF" position

Specifications subject to change without notice 10.19.2017



E-SWITCH®

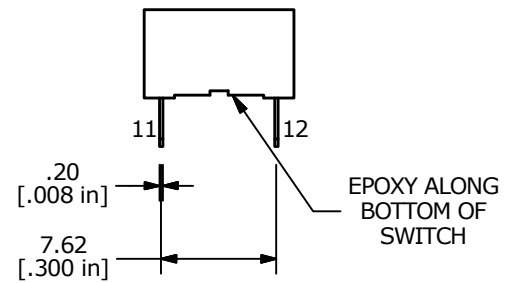
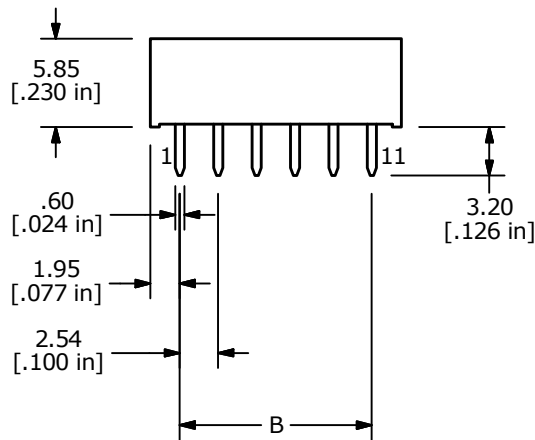
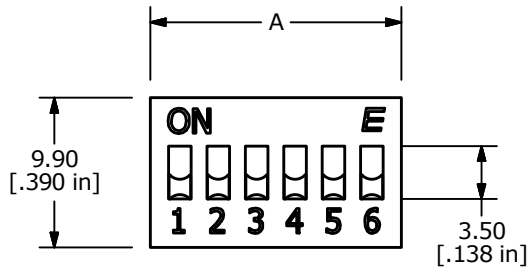
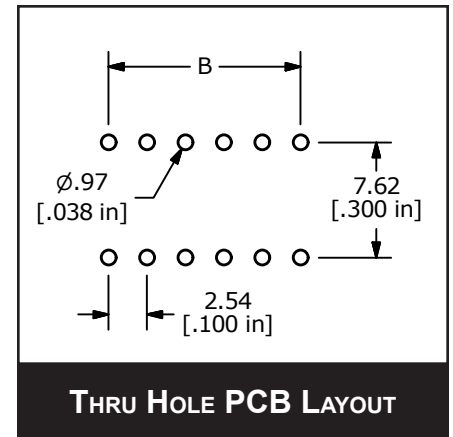
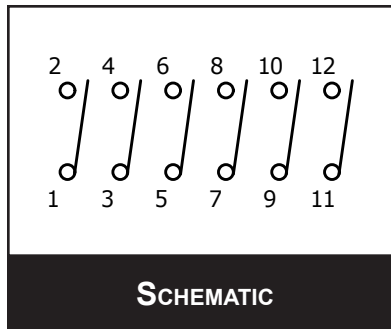
www.e-switch.com

800.867.2717

1

KAS SERIES DIP SWITCH

BODY DIMENSIONS/ POSITION OPTIONS



SHOWN WITH 1 - PC PIN
R - RECESSED ACTUATOR

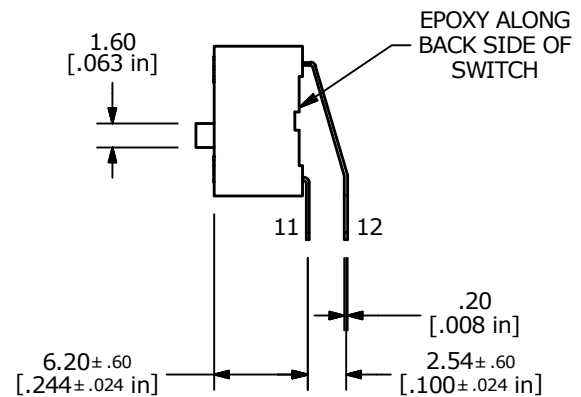
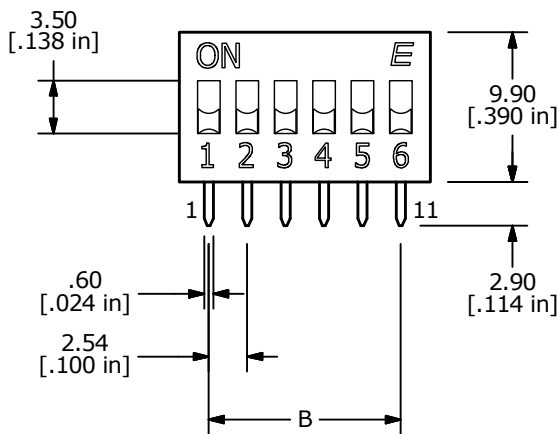
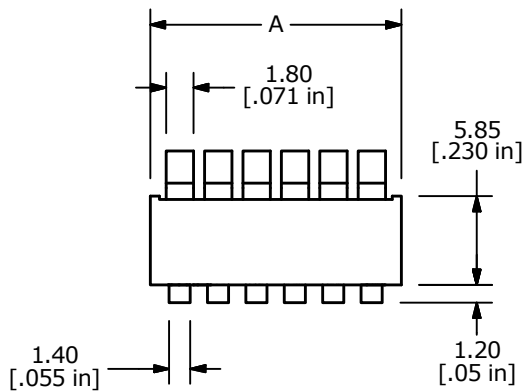
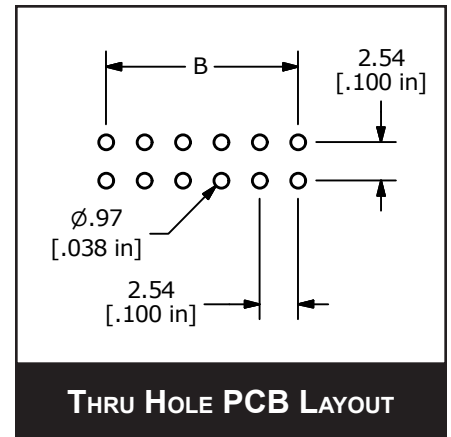
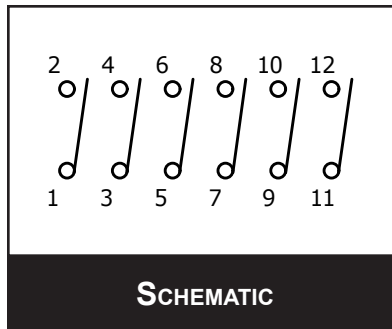
POSITIONS	2	3	4	5	6	7	8	9	10	12
DIM A	6.44 [.254]	8.98 [.354]	11.52 [.454]	14.06 [.554]	16.6 [.654]	19.14 [.754]	21.68 [.854]	24.22 [.954]	26.76 [1.054]	31.84 [1.254]
DIM B	2.54 [.100]	5.08 [.200]	7.62 [.300]	10.16 [.400]	12.7 [.500]	15.24 [.600]	17.78 [.700]	20.32 [.800]	22.86 [.900]	27.94 [1.100]



ANTI-VANDAL SWITCHES
DETECTOR SWITCHES
DIP SWITCHES
KEYLOCK SWITCHES
NAVIGATION SWITCHES
PUSHBUTTON SWITCHES
ROCKER SWITCHES
ROTARY SWITCHES
SLIDE SWITCHES
SNAP ACTION SWITCHES
TACTILE SWITCHES
TOGGLE SWITCHES
CAP OPTIONS

KAS SERIES DIP SWITCH

BODY DIMENSIONS/ POSITION OPTIONS



SHOWN WITH 2 - RIGHT ANGLE PC PIN
E - EXTENDED ACTUATOR

POSITIONS	2	3	4	5	6	7	8	9	10	12
DIM A	6.44 [.254]	8.98 [.354]	11.52 [.454]	14.06 [.554]	16.6 [.654]	19.14 [.754]	21.68 [.854]	24.22 [.954]	26.76 [1.054]	31.84 [1.254]
DIM B	2.54 [.100]	5.08 [.200]	7.62 [.300]	10.16 [.400]	12.7 [.500]	15.24 [.600]	17.78 [.700]	20.32 [.800]	22.86 [.900]	27.94 [1.100]



Mouser Electronics

Authorized Distributor

Click to View Pricing, Inventory, Delivery & Lifecycle Information:

E-Switch:

[KAS1108E](#) [KAS2102E](#) [KAS2106E](#) [KAS1112ET](#) [KAS1106E](#) [KAS1103R](#) [KAS1110E](#) [KAS1105E](#) [KAS2107ET](#)
[KAS2102ET](#) [KAS1104ET](#) [KAS2104ET](#) [KAS1105ET](#) [KAS2103ET](#) [KAS1102E](#) [KAS1106ET](#) [KAS1110RT](#) [KAS2109E](#)
[KAS1109E](#) [KAS1103ET](#) [KAS2104E](#) [KAS1106R](#) [KAS1112E](#) [KAS2112E](#) [KAS1102ET](#) [KAS1106RT](#) [KAS1108ET](#)
[KAS1112RT](#) [KAS1107E](#) [KAS1108R](#) [KAS2110E](#) [KAS1102RT](#) [KAS2108ET](#) [KAS1108RT](#) [KAS2105E](#) [KAS2107E](#)
[KAS1104RT](#) [KAS1103RT](#) [KAS1103E](#) [KAS1105RT](#) [KAS2106ET](#) [KAS1104R](#) [KAS2103E](#) [KAS2108E](#) [KAS1105R](#)
[KAS2110ET](#) [KAS2105ET](#)