

# Printed-circuit board connector - IPC 5/ 4-G-7,62 - 1708404

Please be informed that the data shown in this PDF Document is generated from our Online Catalog. Please find the complete data in the user's documentation. Our General Terms of Use for Downloads are valid (<http://phoenixcontact.com/download>)

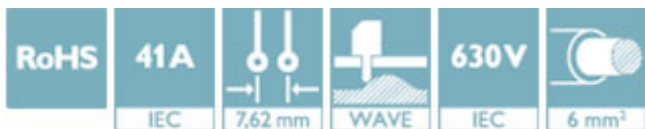
PCB headers, nominal current: 41 A, rated voltage (III/2): 630 V, number of positions: 4, pitch: 7.62 mm, color: green, contact surface: Tin, mounting: Wave soldering



The figure shows a 5-pos. version of the product

## Your advantages

- ✓ Well-known mounting principle allows worldwide use
- ✓ Maximum flexibility when it comes to device design – one header for connectors with different connection technologies
- ✓ Inverted header with socket contacts for touch-proof device outputs or PCB/PCB connections
- ✓ Integrated double steel spring provides additional safety in the event of temperature and power fluctuations



## Key Commercial Data

Packing unit	50 pc
GTIN	
GTIN	4046356089180

## Technical data

### Dimensions

Length [ l ]	30.1 mm
Width	30.48 mm
Pitch	7.62 mm
Dimension a	22.86 mm
Width [ w ]	30.48 mm
Height [ h ]	17.8 mm
Height	12.8 mm
Length of the solder pin	5 mm
Pin dimensions	0.8 x 1.2 mm
Pin spacing	7.62 mm
Length	30.1 mm

# Printed-circuit board connector - IPC 5/ 4-G-7,62 - 1708404

## Technical data

### General

Range of articles	IPC 5/...-G
Insulating material group	I
Rated surge voltage (III/3)	6 kV
Rated surge voltage (III/2)	6 kV
Rated surge voltage (II/2)	6 kV
Rated voltage (III/3)	630 V
Rated voltage (III/2)	630 V
Rated voltage (II/2)	1000 V
Connection in acc. with standard	EN-VDE
Nominal current $I_N$	41 A
Maximum load current	41 A
Insulating material	PA
Flammability rating according to UL 94	V0
Color	green
Number of positions	4

### Standards and Regulations

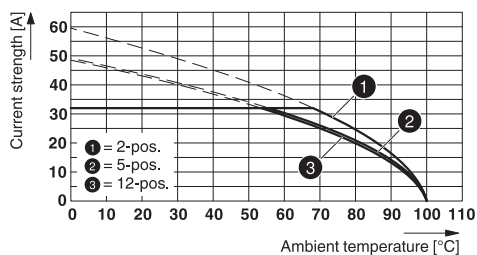
Connection in acc. with standard	EN-VDE
	CUL
Flammability rating according to UL 94	V0

### Environmental Product Compliance

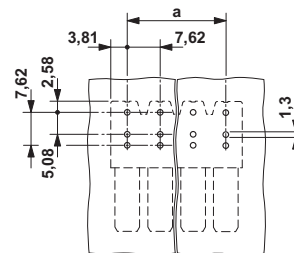
China RoHS	Environmentally friendly use period: unlimited = EFUP-e
	No hazardous substances above threshold values

## Drawings

Diagram



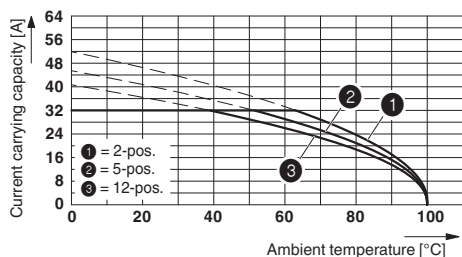
Drilling diagram



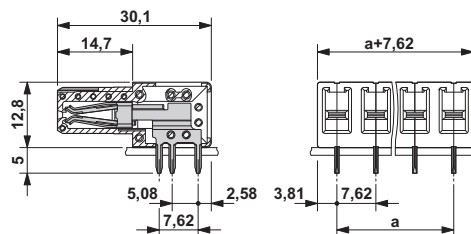
Type: IPC 5/...-ST-7,62 with IPC 5/...-G-7,62

# Printed-circuit board connector - IPC 5/ 4-G-7,62 - 1708404

Diagram



Dimensional drawing



Type: ISPC 5/...-STGCL-7,62 with IPC 5/...-G-7,62

## Approvals

Approvals

Approvals

EAC / cULus Recognized

Ex Approvals

## Approval details

EAC		B.01742
-----	--	---------

cULus Recognized		<a href="http://database.ul.com/cgi-bin/XYV/template/LISEXT/1FRAME/index.htm">http://database.ul.com/cgi-bin/XYV/template/LISEXT/1FRAME/index.htm</a>	E60425-19920722
------------------	--	---	-----------------

	D	B	C
Nominal voltage UN	600 V	300 V	300 V
Nominal current IN	5 A	41 A	41 A

Phoenix Contact 2019 © - all rights reserved  
<http://www.phoenixcontact.com>

PHOENIX CONTACT GmbH & Co. KG  
 Flachsmarktstr. 8  
 32825 Blomberg  
 Germany  
 Tel. +49 5235 300  
 Fax +49 5235 3 41200  
<http://www.phoenixcontact.com>