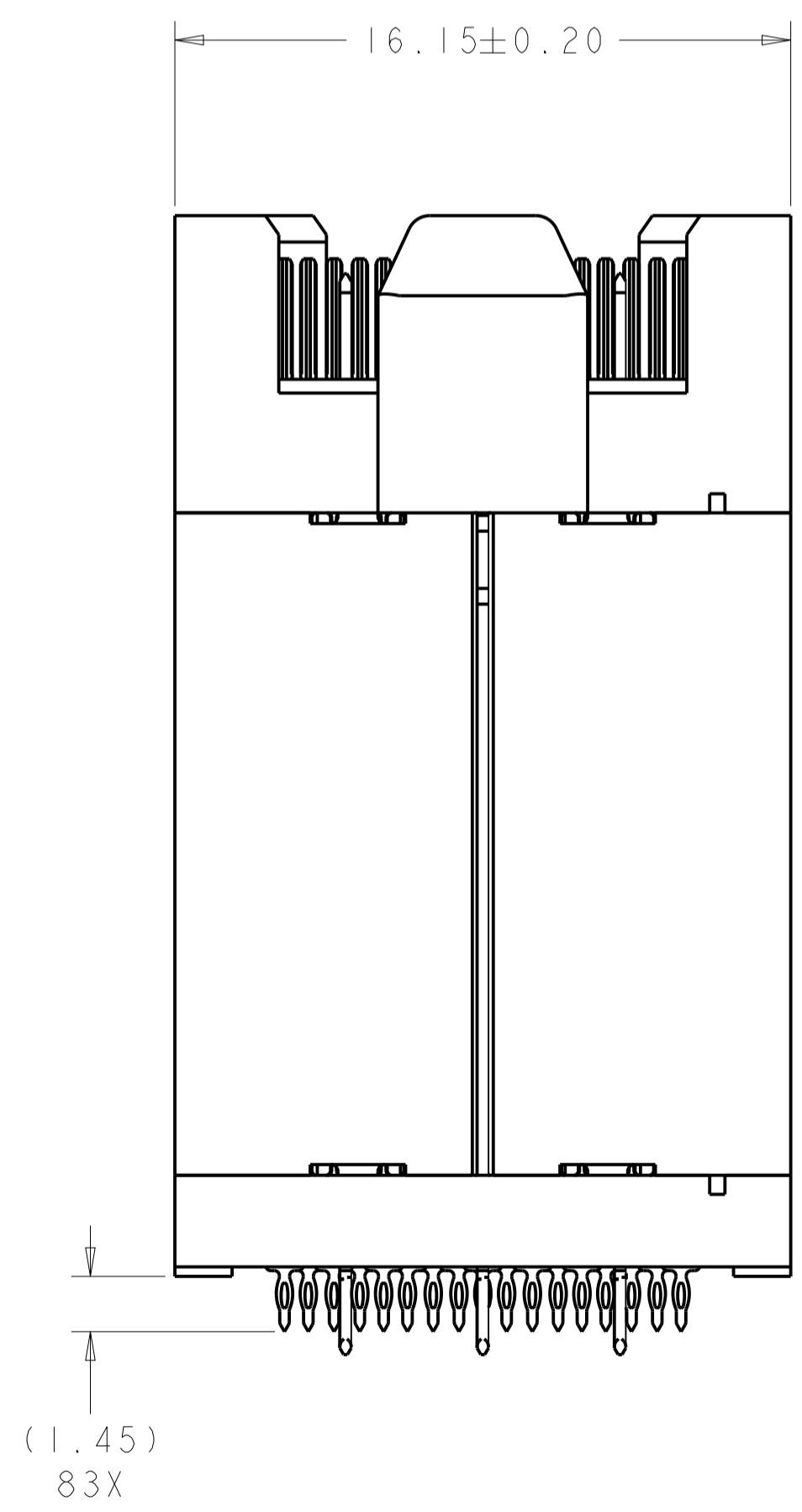
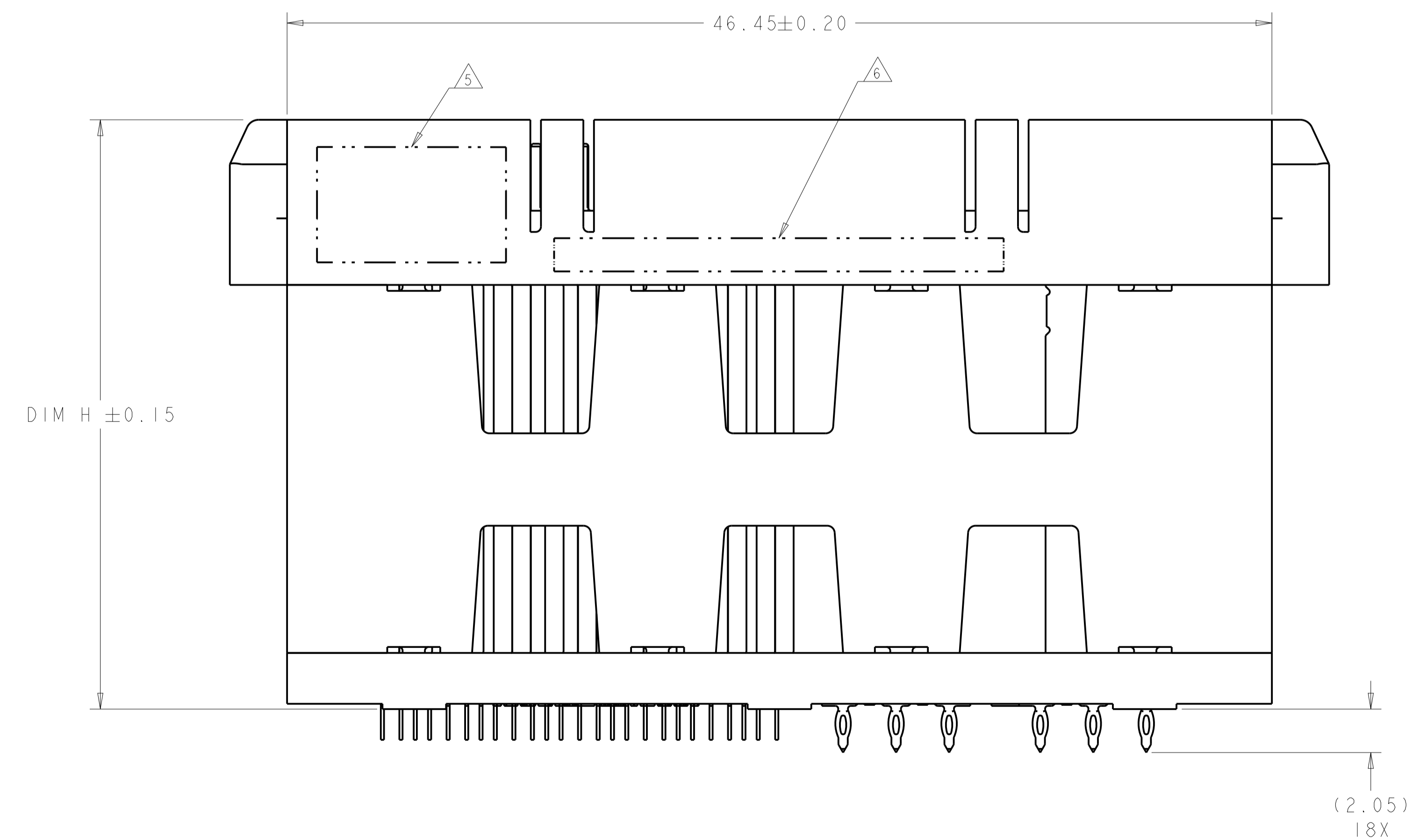
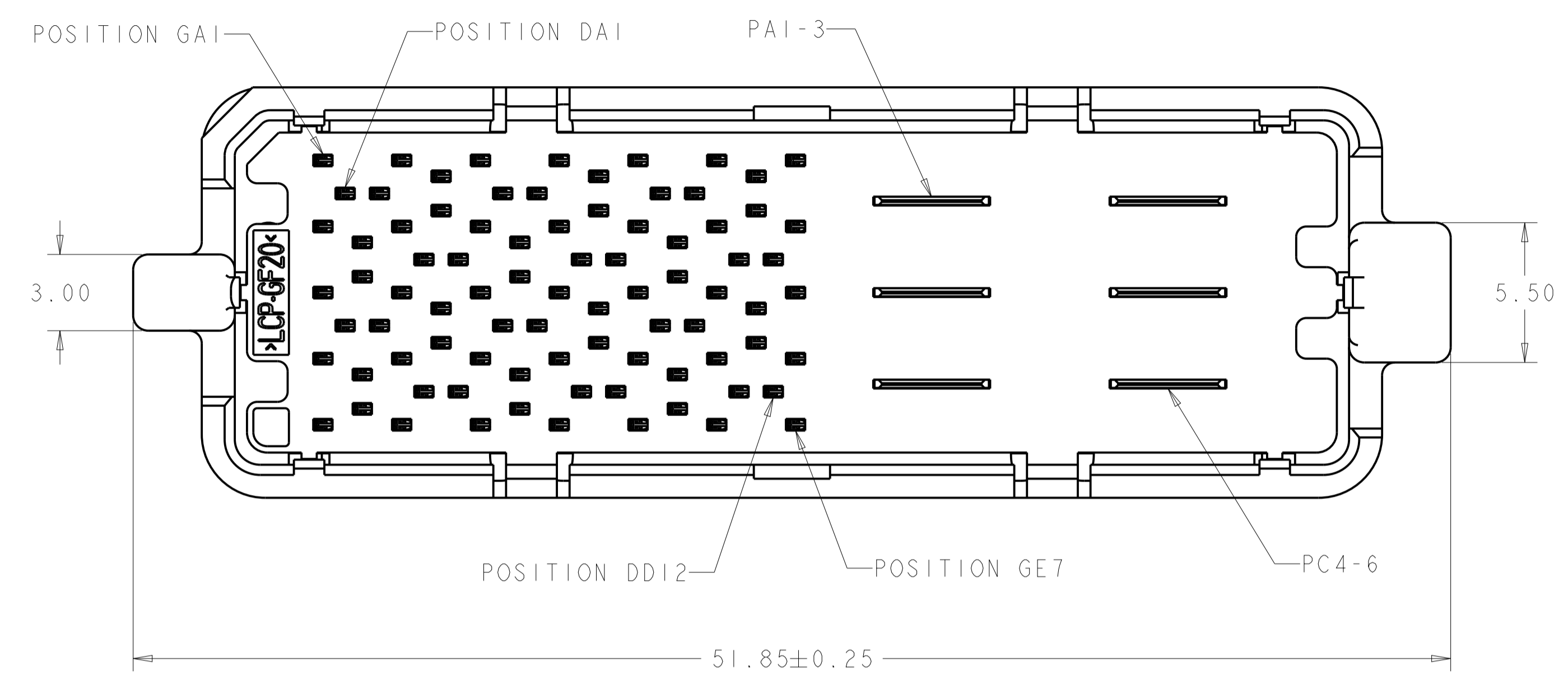


REVISIONS				
P.	LTN	DESCRIPTION	DATE	APVD
A		REVISED PER ECO-14-005178	11APR2014	AP MH



- ⚠ MATERIAL:
 BASE HOUSING, UPPER HOUSING, ORGANIZER,
 AND SPACER: THERMOPLASTIC, FLAMMABILITY
 RATING UL94 V-0
 CONTACT: COPPER ALLOY
- 2. CONFORMS TO THE REQUIREMENTS OF TE PRODUCT
 SPECIFICATION, 108-2375; BASED ON TELCORDIA
 GR-1217-CORE FOR SYSTEM QUALITY LEVEL III,
 APPLICATIONS IN CONTROLLED ENVIRONMENTS
 (CENTRAL OFFICE).
 SEE TE PRODUCT SPECIFICATION 108-2375 FOR
 TEST SEQUENCES.
- ⚠ ROWS GA THRU GE (SHOWN DARKENED) ARE TYPICALLY
 USED AS GROUNDS.
- ⚠ SPECIFIED POSITIONAL TOLERANCE DEFINES HOLE TO
 HOLE LOCATION WITHIN HOLE PATTERN. POSITIONAL
 TOLERANCE OF HOLE PATTERN TO FUDICIAL MARKS
 OR PCB DATUMS SHALL BE DEFINED BY CUSTOMER.
- ⚠ AREA RESERVED FOR TE CONNECTIVITY LOGO.
- ⚠ AREA RESERVED FOR PART NUMBER (X-XXXXXX-X) AND
 DATE CODE (YYWW).
- ⚠ USE CENTER LINES INDICATED ON PCB HOLE PATTERN
 TO ESTABLISH ALIGNMENT BETWEEN HEADER AND
 RECEPTACLE BOARDS.
- ⚠ PLATED THROUGH HOLE REQUIREMENTS - SIGNAL:
 HOLE SIZE PRIOR TO PLATING = $\varnothing 0.420 \pm 0.013$
 COPPER PLATING THICKNESS = 0.038 ± 0.013
 CALCULATED FINISHED HOLE SIZE = $\varnothing 0.344 \pm 0.039$
 THESE DIMENSIONS APPLY TO THE TOP 1.25mm OF
 THE PCB THICKNESS FROM THE CONNECTOR MOUNTING
 SIDE.
- ⚠ PLATED THROUGH HOLE REQUIREMENTS - POWER:
 HOLE SIZE PRIOR TO PLATING = $\varnothing 0.700 \pm 0.025$
 COPPER PLATING THICKNESS = 0.038 ± 0.013
 CALCULATED FINISHED HOLE SIZE = $\varnothing 0.624 \pm 0.051$
 THESE DIMENSIONS APPLY TO THE TOP 1.50mm OF
 THE PCB THICKNESS FROM THE CONNECTOR MOUNTING
 SIDE.
- ⚠ CONTACT SALES FOR AVAILABILITY OF THIS STACK
 HEIGHT.
- ⚠ PRELIMINARY PARTS.

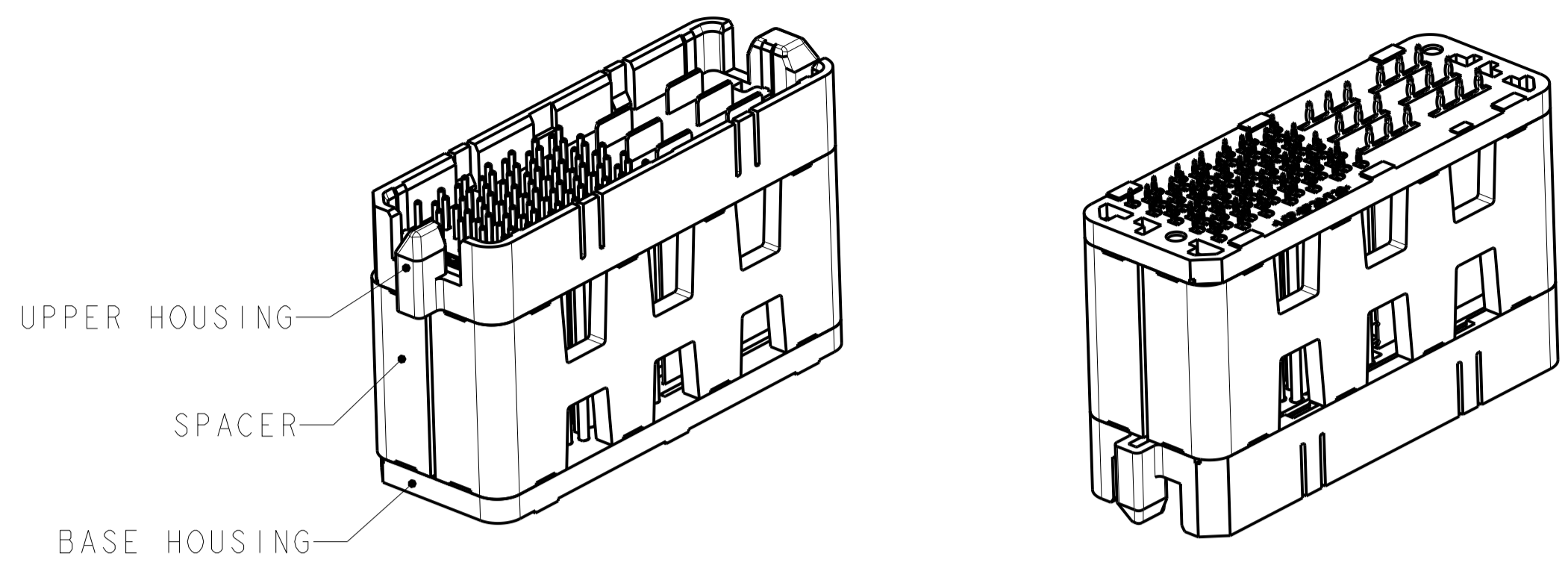
SIZE 2 HALF WIDE W/GUIDE POSTS *
24 DIFFERENTIAL PAIRS + GROUNDS
83 TOTAL SIGNAL CONTACTS
6 POWER CONTACTS

* SIZE 1 AND SIZE 3 ARE ALSO AVAILABLE

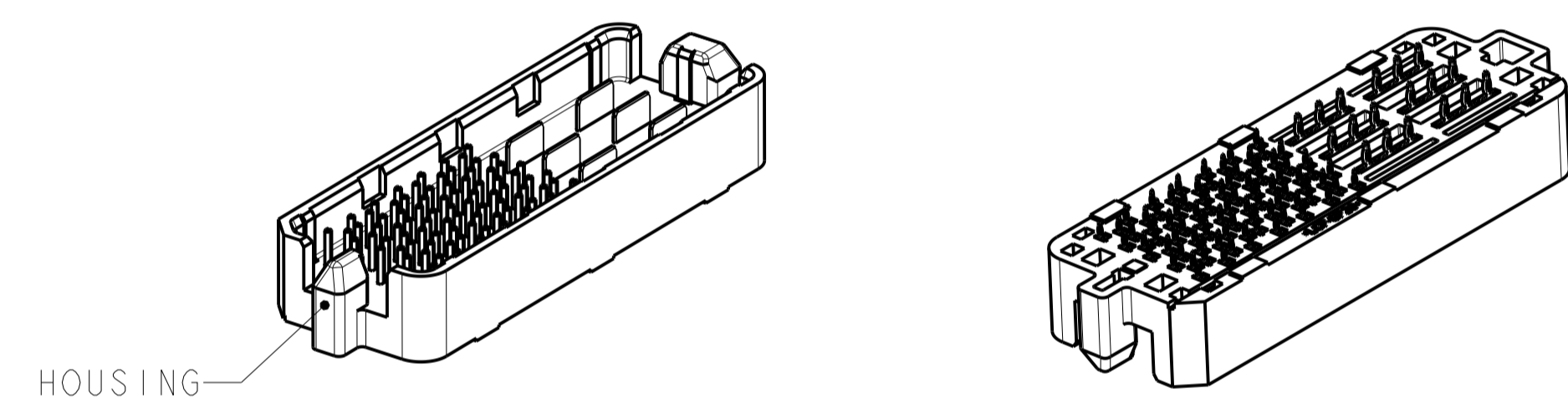
THIS PRODUCT HAS NOT
 COMPLETED VALIDATION AND
 QUALIFICATION TESTING

THIS DRAWING IS A CONTROLLED DOCUMENT.		OWN HAMNER 03JUN2011	TE Connectivity	
DIMENSIONS: mm		CHK D. TROUT 07JUN2011		
TOLERANCES UNLESS OTHERWISE SPECIFIED:		APVD J. FEEDER 07JUN2011	NAME HEADER ASSEMBLY, HALF-WIDE, 24/83/6P, STRADA MESA MEZZANINE CONNECTOR	
0 PLC ±	1 PLC ±0.13	PRODUCT SPEC 108-2375	SIZE CAGE CODE DRAWING NO. RESTRICTED TO	
3 PLC ±0.013	4 PLC ±	APPLICATION SPEC 114-13249	A100779C=2180760	
ANGLES ±	FINISH	WEIGHT	SCALE 6:1 SHEET 1 OF 4 REV A	
MATERIAL		Customer Drawing		

REVISIONS				
P.	LTN	DESCRIPTION	DATE	APPD
-	-	SEE SHEET 1	-	-



ISOMETRIC VIEW
TYPICAL CONFIGURATION FOR 14mm THRU 42mm
28mm SHOWN
SCALE 2:1



ISOMETRIC VIEWS
TYPICAL CONFIGURATION FOR 8mm THRU 13mm
8mm SHOWN
SCALE 2:1

\triangle_{10}	41.8	42mm	MATTE Sn	\triangle_{11}	9-2180760-2
\triangle_{10}	40.8	41mm	MATTE Sn	\triangle_{11}	9-2180760-1
\triangle_{10}	39.8	40mm	MATTE Sn	\triangle_{11}	9-2180760-0
\triangle_{10}	38.8	39mm	MATTE Sn	\triangle_{11}	8-2180760-9
\triangle_{10}	37.8	38mm	MATTE Sn	\triangle_{11}	8-2180760-8
YES	36.8	37mm	MATTE Sn		8-2180760-7
\triangle_{10}	35.8	36mm	MATTE Sn	\triangle_{11}	8-2180760-6
\triangle_{10}	34.8	35mm	MATTE Sn	\triangle_{11}	8-2180760-5
\triangle_{10}	33.8	34mm	MATTE Sn	\triangle_{11}	8-2180760-4
\triangle_{10}	32.8	33mm	MATTE Sn	\triangle_{11}	8-2180760-3
\triangle_{10}	31.8	32mm	MATTE Sn	\triangle_{11}	8-2180760-2
\triangle_{10}	30.8	31mm	MATTE Sn	\triangle_{11}	8-2180760-1
\triangle_{10}	29.8	30mm	MATTE Sn	\triangle_{11}	8-2180760-0
\triangle_{10}	28.8	29mm	MATTE Sn	\triangle_{11}	7-2180760-9
\triangle_{10}	27.8	28mm	MATTE Sn	\triangle_{11}	7-2180760-8
\triangle_{10}	26.8	27mm	MATTE Sn	\triangle_{11}	7-2180760-7
\triangle_{10}	25.8	26mm	MATTE Sn	\triangle_{11}	7-2180760-6
\triangle_{10}	24.8	25mm	MATTE Sn	\triangle_{11}	7-2180760-5
\triangle_{10}	23.8	24mm	MATTE Sn	\triangle_{11}	7-2180760-4
YES	22.8	23mm	MATTE Sn		7-2180760-3
\triangle_{10}	21.8	22mm	MATTE Sn	\triangle_{11}	7-2180760-2
\triangle_{10}	20.8	21mm	MATTE Sn	\triangle_{11}	7-2180760-1
\triangle_{10}	19.8	20mm	MATTE Sn	\triangle_{11}	7-2180760-0
\triangle_{10}	18.8	19mm	MATTE Sn	\triangle_{11}	6-2180760-9
\triangle_{10}	17.8	18mm	MATTE Sn	\triangle_{11}	6-2180760-8
\triangle_{10}	16.8	17mm	MATTE Sn	\triangle_{11}	6-2180760-7
\triangle_{10}	15.8	16mm	MATTE Sn	\triangle_{11}	6-2180760-6
\triangle_{10}	14.8	15mm	MATTE Sn	\triangle_{11}	6-2180760-5
\triangle_{10}	13.8	14mm	MATTE Sn	\triangle_{11}	6-2180760-4
\triangle_{10}	12.8	13mm	MATTE Sn	\triangle_{11}	6-2180760-3
\triangle_{10}	11.8	12mm	MATTE Sn	\triangle_{11}	6-2180760-2
\triangle_{10}	10.8	11mm	MATTE Sn	\triangle_{11}	6-2180760-1
\triangle_{10}	9.8	10mm	MATTE Sn	\triangle_{11}	6-2180760-0
\triangle_{10}	8.8	9mm	MATTE Sn	\triangle_{11}	5-2180760-9
\triangle_{10}	7.8	8mm	MATTE Sn	\triangle_{11}	5-2180760-8
TOOLED	DIM H	STACK HEIGHT	CONTACT TAIL PLATING		PART NUMBER

\triangle_{10}	41.8	42mm	Sn/Pb	\triangle_{11}	4-2180760-2
\triangle_{10}	40.8	41mm	Sn/Pb	\triangle_{11}	4-2180760-1
\triangle_{10}	39.8	40mm	Sn/Pb	\triangle_{11}	4-2180760-0
\triangle_{10}	38.8	39mm	Sn/Pb	\triangle_{11}	3-2180760-9
\triangle_{10}	37.8	38mm	Sn/Pb	\triangle_{11}	3-2180760-8
YES	36.8	37mm	Sn/Pb		3-2180760-7
\triangle_{10}	35.8	36mm	Sn/Pb	\triangle_{11}	3-2180760-6
\triangle_{10}	34.8	35mm	Sn/Pb	\triangle_{11}	3-2180760-5
\triangle_{10}	33.8	34mm	Sn/Pb	\triangle_{11}	3-2180760-4
\triangle_{10}	32.8	33mm	Sn/Pb	\triangle_{11}	3-2180760-3
\triangle_{10}	31.8	32mm	Sn/Pb	\triangle_{11}	3-2180760-2
\triangle_{10}	30.8	31mm	Sn/Pb	\triangle_{11}	3-2180760-1
\triangle_{10}	29.8	30mm	Sn/Pb	\triangle_{11}	3-2180760-0
\triangle_{10}	28.8	29mm	Sn/Pb	\triangle_{11}	2-2180760-9
\triangle_{10}	27.8	28mm	Sn/Pb	\triangle_{11}	2-2180760-8
\triangle_{10}	26.8	27mm	Sn/Pb	\triangle_{11}	2-2180760-7
\triangle_{10}	25.8	26mm	Sn/Pb	\triangle_{11}	2-2180760-6
\triangle_{10}	24.8	25mm	Sn/Pb	\triangle_{11}	2-2180760-5
\triangle_{10}	23.8	24mm	Sn/Pb	\triangle_{11}	2-2180760-4
YES	22.8	23mm	Sn/Pb		2-2180760-3
\triangle_{10}	21.8	22mm	Sn/Pb	\triangle_{11}	2-2180760-2
\triangle_{10}	20.8	21mm	Sn/Pb	\triangle_{11}	2-2180760-1
\triangle_{10}	19.8	20mm	Sn/Pb	\triangle_{11}	2-2180760-0
\triangle_{10}	18.8	19mm	Sn/Pb	\triangle_{11}	1-2180760-9
\triangle_{10}	17.8	18mm	Sn/Pb	\triangle_{11}	1-2180760-8
\triangle_{10}	16.8	17mm	Sn/Pb	\triangle_{11}	1-2180760-7
\triangle_{10}	15.8	16mm	Sn/Pb	\triangle_{11}	1-2180760-6
\triangle_{10}	14.8	15mm	Sn/Pb	\triangle_{11}	1-2180760-5
\triangle_{10}	13.8	14mm	Sn/Pb	\triangle_{11}	1-2180760-4
\triangle_{10}	12.8	13mm	Sn/Pb	\triangle_{11}	1-2180760-3
\triangle_{10}	11.8	12mm	Sn/Pb	\triangle_{11}	1-2180760-2
\triangle_{10}	10.8	11mm	Sn/Pb	\triangle_{11}	1-2180760-1
\triangle_{10}	9.8	10mm	Sn/Pb	\triangle_{11}	1-2180760-0
\triangle_{10}	8.8	9mm	Sn/Pb	\triangle_{11}	2180760-9
\triangle_{10}	7.8	8mm	Sn/Pb	\triangle_{11}	2180760-8
TOOLED	DIM H	STACK HEIGHT	CONTACT TAIL PLATING		PART NUMBER

THIS DRAWING IS A CONTROLLED DOCUMENT. DIMENSIONS: mm. TOLERANCES UNLESS OTHERWISE SPECIFIED: 0 PLC ±, 1 PLC ±.013, 2 PLC ±.013, 3 PLC ±.013, 4 PLC ±.013, ANGLES ±.1.

OWN: HAMNER 03JUN2011
CHK: D. TROUT 07JUN2011
APPD: J. FEDDER 07JUN2011

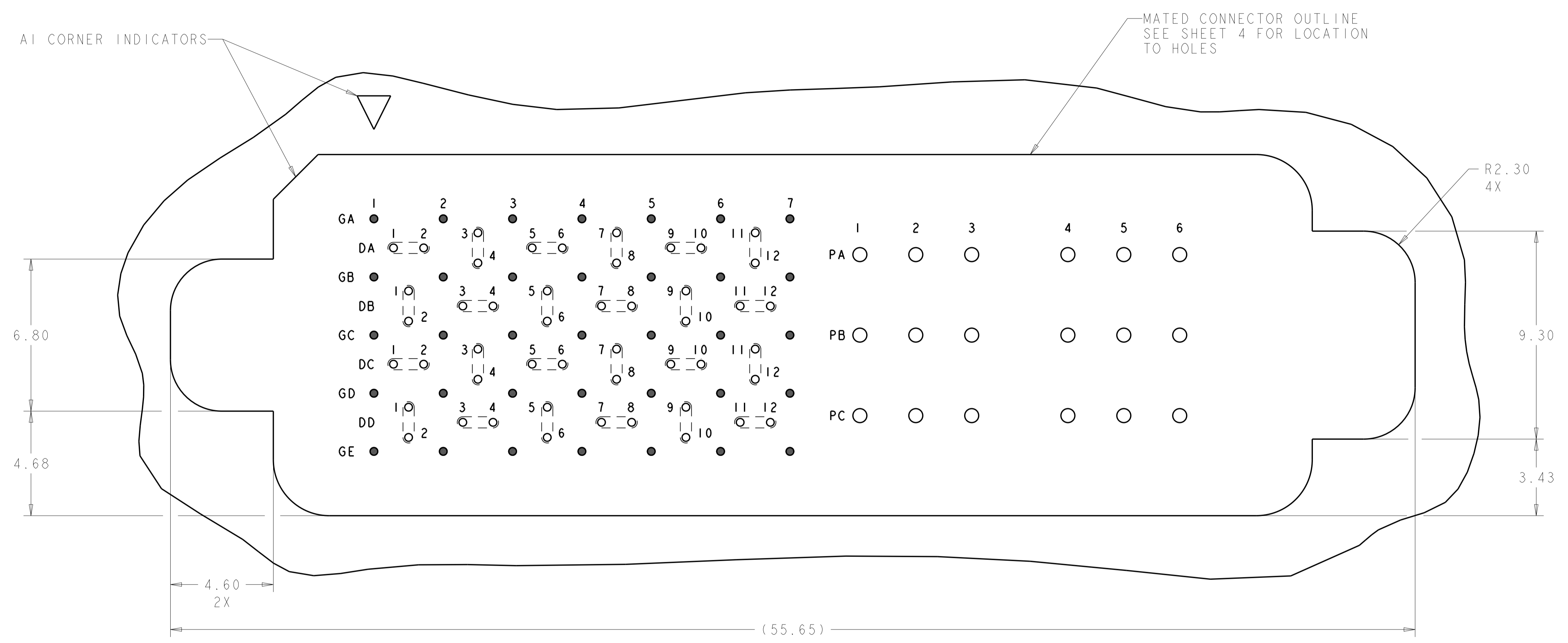
NAME: HEADER ASSEMBLY, HALF-WIDE, 24/83/6P, STRADA MESA MEZZANINE CONNECTOR

PRODUCT SPEC: 108-2375
APPLICATION SPEC: 114-13249

SIZE: A1
CAGE CODE: 100779
DRAWING NO: 2180760

Customer Drawing
SCALE: 6:1
SHEET: 2 OF 4
REV: A

REVISIONS				
P.	LTN	DESCRIPTION	DATE	APVD
-	-	SEE SHEET 1	-	-



PCB LAYOUT AND PIN IDENTIFICATION
 SHOWN FROM CONNECTOR SIDE
 SCALE 9:1

THIS DRAWING IS A CONTROLLED DOCUMENT.		OWN HAMNER 03JUN2011	STE TE Connectivity
DIMENSIONS: mm		CHK D. TROUT 07JUN2011	
TOLERANCES UNLESS OTHERWISE SPECIFIED:		APVD EFDDER 07JUN2011	
0 PLC ± 2 PLC ±0.13 3 PLC ±0.013 4 PLC ± ANGLES ±1		NAME: HEADER ASSEMBLY, HALF-WIDE, 24/83/6P, STRADA MESA MEZZANINE CONNECTOR PRODUCT SPEC: 108-2375 APPLICATION SPEC: SIZE: 114-13249 WEIGHT: Customer Drawing	
MATERIAL	FINISH	RESTRICTED TO	A100779C=2180760 SCALE 6:1 SHEET 3 OF 4 REV A

Mouser Electronics

Authorized Distributor

Click to View Pricing, Inventory, Delivery & Lifecycle Information:

[TE Connectivity:](#)

[8-2180760-7](#)