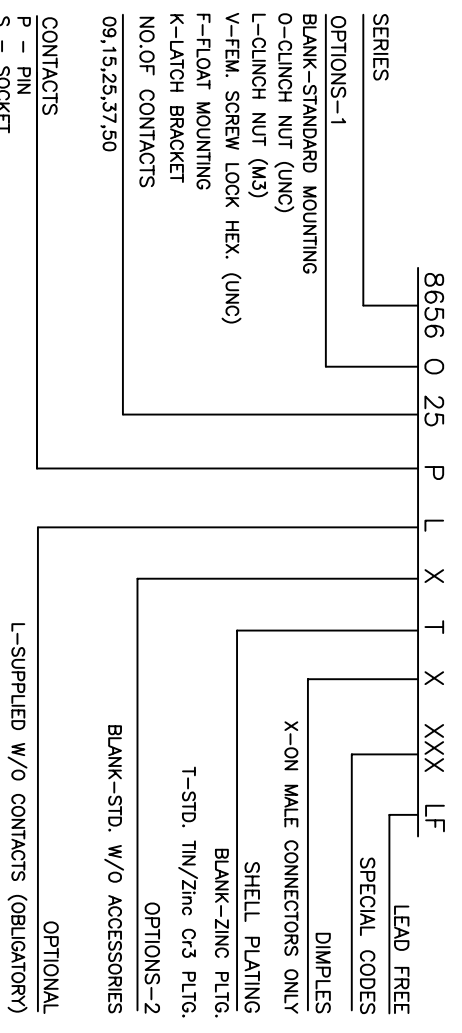


SHELL TYPE OF MOUNTING	TYPE OF MOUNTING	POSITIONS		DIMENSIONS	
		FRONT	REAR	FRONT	REAR
09	STD	23.00	13.80	24.99	2.20
	FLAT	20.50	11.40	24.99	3.20
15	STD	22.20	13.00	24.99	2.10
	FLAT	29.60	12.20	33.32	2.20
25	STD	43.30	12.20	47.04	2.20
	FLAT	45.10	13.80	47.04	3.20
37	STD	59.10	11.40	63.50	2.10
	FLAT	61.50	13.80	63.50	2.20
50	STD	56.30	14.10	61.11	3.20
	FLAT	59.20	16.60	61.11	2.20

TABLE 2

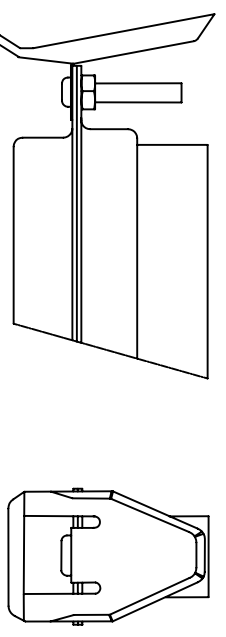
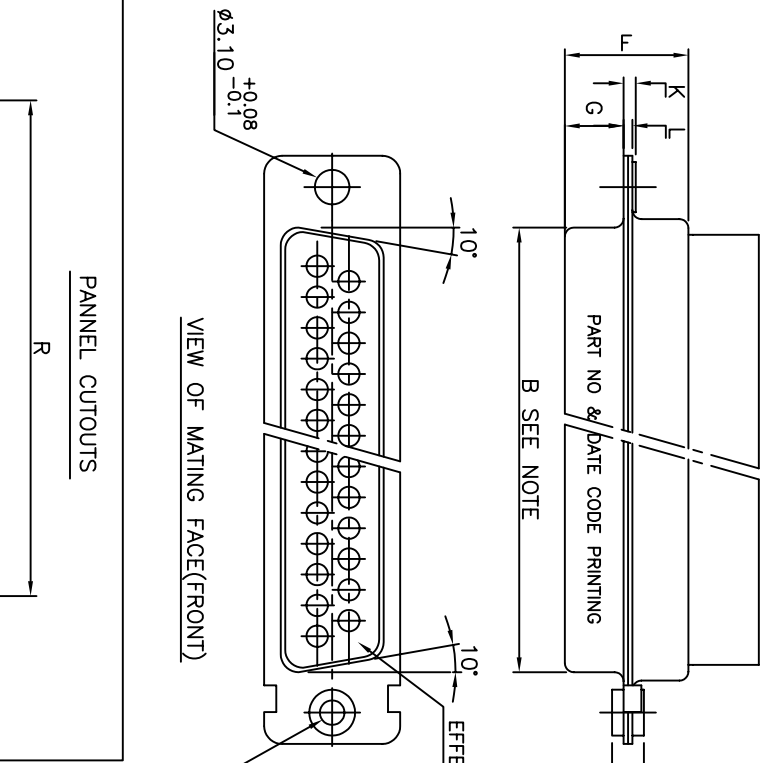
NOTE:-INSIDE DIM. OF MALE AND OUTSIDE DIM. OF THE FEMALE CONNECTOR.

ORDERING INFORMATION



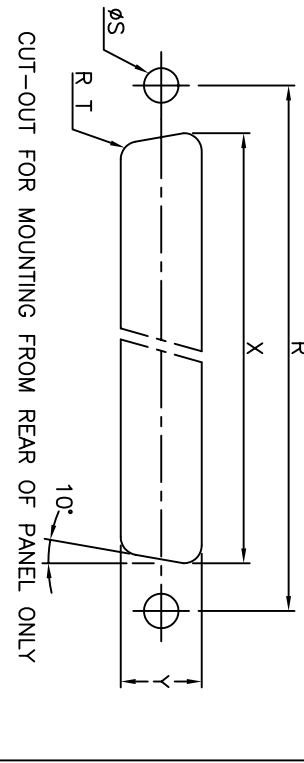
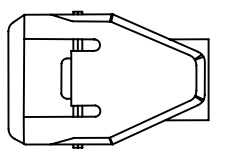
TECHNICAL SPECIFICATIONS

- SHELLS : TIN/CADMIUM/ZINC PLATED STEEL
- INSULATOR MATERIAL : SELF EXTINGUISHING THERMOPLASTIC- TO UL CLASS 94 V0
- CONTACTS : TIN/CADMIUM/ZINC PLATED STEEL
- CONTACTS DIA ON ACTIVE AREA : Ø1 MM.
- CONTACTS MATERIAL : COPPER ALLOY
- CONTACT PLATING : GOLD / GXT OVER NICKEL (ACTIVE ZONE)
- FOR LEAD FREE PLATING : TIN OVER NICKEL (TERMINATION ZONE)
- OPERATING TEMPERATURE : -55°C TO +125°C
- OPERATING CURRENT : 5 A PER CONTACT
- CONTACT RESISTANCE : <10mΩ
- INSULATION RESISTANCE : >5000 MΩ IN AMBIENT CONDITIONS.
- MAXIMUM VOLTAGE : 1000 V.r.m.s
- MECHANICAL ENDURANCE : 200 MATINGS (CODE 64)
- DAMP HEAT : 21 DAYS
- WIRE SIZE : AWG 20/24 OR AWG 24/28
- CONTACTS : CRIMP REMOVABLE
- MAX DIA OF WIRE : 1.52mm (AWG 20/24) 1.02mm (AWG 24/28)



"This LF product meets European Union Directives and other country regulations as described in GS-22-008"  
Packaging as per GS-14-920

WITH LATCH BRACKET



CUT-OUT FOR MOUNTING FROM REAR OF PANEL ONLY  
SEE TABLE 2

mat'l. code		surface	tolerance	projection	product family
ltr	ecn no	dr	date	ISO 1302	ISO 406 ISO 1101
E	106-0074	EVJ	2006/06/08	tolerances unless otherwise specified	
F	111-0003	AMR	2011-1-06	angles	linear
F1.1	-	PK	2012/05/29		
G	ELX-1-01185	PK	2012/06/01	dr	Mini K Vandanaath
		enr	George V Joseph	1999/03/20	
		chr	Abhilash M R	2011-01-06	
		appd	Sudhir Varma	2011-01-06	
sheet index	revision	sheet	1	G	



product family: D-SUB CRIMP CONNECTOR  
title: D-SUB CRIMP CONNECTOR  
dwg no: C-DSUB-0071  
sheet 1 of 1  
size: A3  
type: Product Customer Drawing

# Mouser Electronics

Authorized Distributor

Click to View Pricing, Inventory, Delivery & Lifecycle Information:

## [FCI / Amphenol:](#)

[865650SLTLF](#) [865637SLTLF](#) [865609SLTLF](#) [865625SLTLF](#) [865615SLTLF](#) [8656O09PLTXLF](#) [8656O09SLTLF](#)  
[8656O25SLTLF](#) [8656O37SLTLF](#) [8656O50SLTLF](#) [865615SLT](#) [865609PLTXLF](#) [865615PLTXLF](#) [865625PLTXLF](#)  
[865637PLTXLF](#) [865650PLTXLF](#) [8656O15SLTLF](#) [8656O25PLTXLF](#) [8656O37PLTXLF](#) [8656O15PLTXLF](#)