



global solutions :  
local support<sup>™</sup>

| Recyclable  
Clean Copper<sup>™</sup> (RCC)



Laird Technologies is committed to providing the world's leading OEMs with comprehensive solutions for their antenna, EMI shielding, telematics and thermal management requirements.

A world-leader, Laird Technologies has unrivaled product lines, dedication to ongoing R&D and a seamless network of manufacturing and customer support facilities located across the globe – most importantly, near its customers.

The company's philosophy of 'global solutions and local support' coupled with decades of experience and considerable capabilities means it has become a key partner for companies manufacturing in the following industries:

Aerospace

Automotive electronics

Computer

Data communications

General electronics

Medical equipment

Military

Network equipment

Telecommunications

**global solutions :**  
**local support™**

# ABOUT RECYCLABLE CLEAN COPPER™

Recyclable Clean Copper™ (RCC) products meld strong stability and tensile strength with high levels of thermal and electrical conductivity. It is suitable to use in both grounding and shielding applications at a cost that is comparable with traditional metal EMI shields. Shielding effectiveness is similar to other copper alloys with values over 100 dB.

Recyclable Clean Copper is fully compliant to EU Directive 2002/95/EC (RoHS compliant) and alleviates the environmental, safety and segregation concerns associated with the traditional use and recycling of beryllium-based copper alloys.

This alternative material exhibits excellent corrosion resistance, platability, solderability and stress relaxation properties. It is characterized by superior yield strength

(around 1000 MPa), and excellent elastic resilience compared to other common copper alloys.

The product is targeted at high volume standard designs. Custom stampings are available upon customer request. As with all of Laird Technologies metal fingerstock gaskets, Recyclable Clean Copper is completely flameproof.

For mounting methods and other specific product information, please see Laird Technologies catalog "Fingerstock, Gaskets and Metal Grounding Products".

Recyclable Clean Copper (RCC) beryllium-free EMI shielding offers customers an excellent alternative to beryllium containing alloys (BeCu) in a wide range of slotted applications.


The conversion of part number (Stock Item) of BeCu to RCC:

BeCu	RCC
0077-	0067-
0c77-	0c67-
0097-	0087-
0c97-	0c87-
0078-	0068-
0c78-	0c68-
0098-	0088-
0c98-	0c88-

## REPRESENTATIVE SURFACE FINISHES

All standard Laird Technologies plating finishes are available.

TIN PLATING




NICKEL PLATING



ULTRA SOFT



HT



# SLOT MOUNT SERIES

RECYCLABLE CLEAN COPPER™

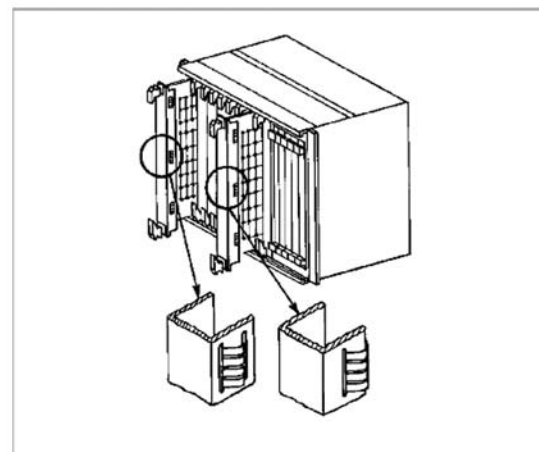
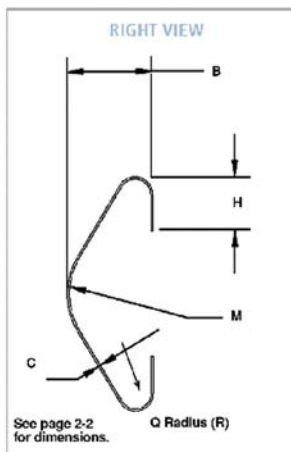
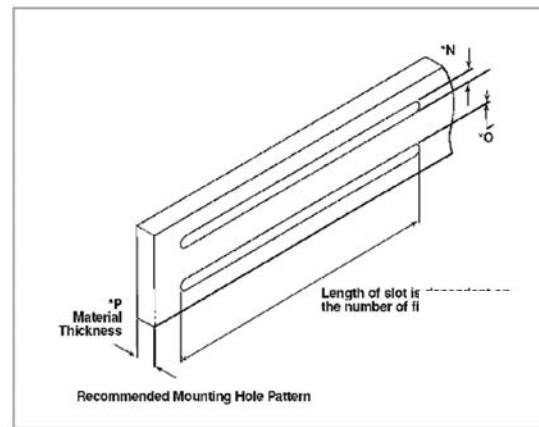
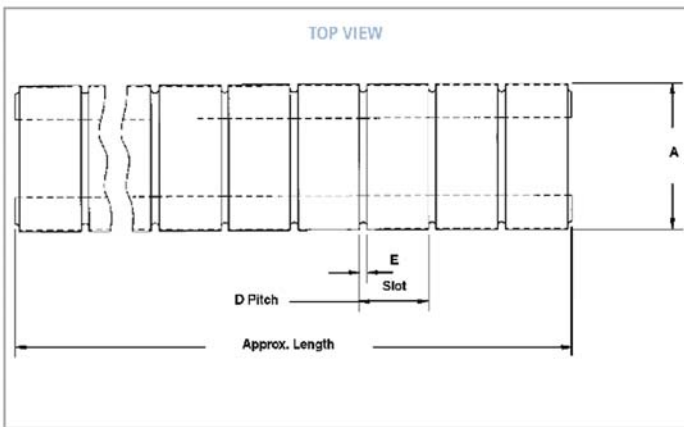

Laird Technologies Recyclable Clean Copper Slot Mount Series shielding gaskets are designed for use in a wide variety of slotted applications.

This product line is ideal both for grounding and shielding applications. Minimal slot fabrication cost; easy and cost-effective installation since fasteners and adhesives are not required; bi-directional wiping and compression action to accommodate a wide variety of designs.

The Slot Mount Series is available in your choice of finishes. These products are also available in UltraSoft® low compression force 67-series (such as 67-19, 67-17).

Ideal for grounding and shielding in the following electronic enclosure applications:

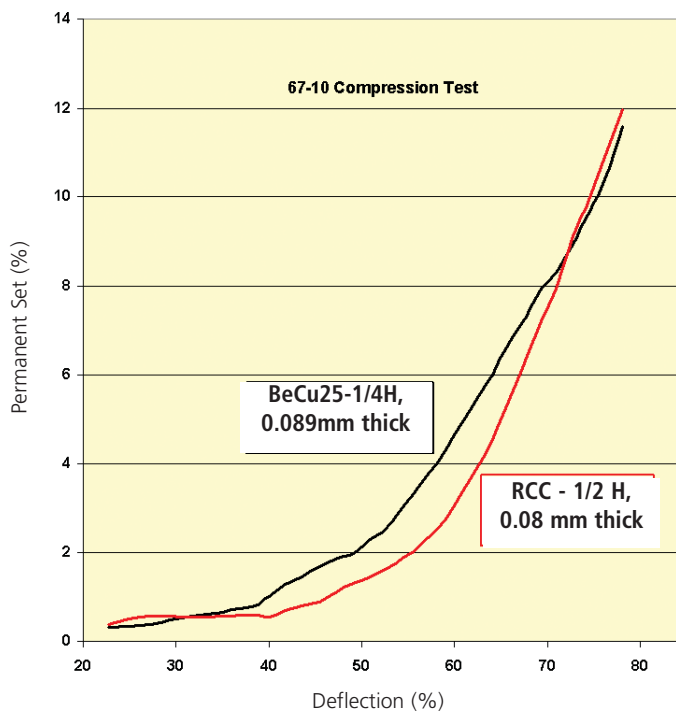
- Front panel handles
- Chassis covers
- Plug-in units
- Backplanes
- Subrack assemblies



# SLOT MOUNT SERIES

RECYCLABLE CLEAN COPPER™

SERIES	A	B	C	D	E	H	M	*N	*O *P RECOMMENDED		Q (R)	LENGTH APPROX.	# OF FING.
67- 010	0.320 (8,128)	0.110 (2,794)	0.004 (0,102)	0.187 (4,750)	0.018 (0,457)	0.085 (2,159)	0.110 (2,794)	0.090 (2,286)	0.026 (6,604)	0.04 (1,016)	0.020 (0,508)	16.000 (406,4)	86 ----
67- 015	0.600 (15,240)	0.220 (5,588)	0.005 (0,127)	N/A ----	N/A ----	0.140 (3,556)	0.180 (4,572)	0.140 (3,556)	0.520 (13,208)	0.070 (1,778)	0.040 (1,016)	0.250 (6,350)	1 ----
67- 017	0.320 (8,128)	0.110 (2,794)	0.004 (0,102)	0.187 (4,750)	0.018 (0,457)	0.085 (2,159)	0.110 (2,794)	0.090 (2,286)	0.260 (6,604)	0.040 (1,016)	0.020 (0,508)	0.356 (9,042)	2 ----
67- 018	0.320 (8,128)	0.110 (2,794)	0.004 (0,102)	0.187 (4,750)	0.018 (0,457)	0.085 (2,159)	0.110 (2,794)	0.090 (2,286)	0.260 (6,604)	0.040 (1,016)	0.020 (0,508)	0.543 (13,792)	3 ----
67- 019	0.320 (8,128)	0.110 (2,794)	0.004 (0,102)	0.187 (4,750)	0.018 (0,457)	0.085 (2,159)	0.110 (2,794)	0.090 (2,286)	0.260 (6,604)	0.040 (1,016)	0.020 (0,508)	0.730 (18,542)	4 ----
67- 020	0.600 (15,240)	0.220 (5,588)	0.005 (0,127)	0.282 (7,163)	0.032 (0,813)	0.140 (3,556)	0.180 (4,572)	0.140 (3,556)	0.520 (13,208)	0.070 1.778	0.040 (1,016)	0.532 (13,513)	2 ----
67- 024	0.370 (9,398)	0.130 (3,302)	0.004 (0,102)	0.250 (6,350)	0.025 (0,635)	0.085 (2,159)	0.110 (2,794)	0.090 (2,286)	0.300 (7,620)	0.040 (1,016)	0.020 (0,508)	0.475 (12,065)	2 ----
67- 025	0.370 (9,398)	0.130 (3,302)	0.004 (0,102)	0.250 (6,350)	0.025 (0,635)	0.085 (2,159)	0.110 (2,794)	0.090 (2,286)	0.300 (7,620)	0.040 (1,016)	0.020 (0,508)	0.725 (18,415)	3 ----
67- 026	0.370 (9,398)	0.130 (3,302)	0.005 (0,127)	0.025 (6,320)	0.025 (0,635)	0.085 (2,159)	0.110 (2,794)	0.090 (2,286)	0.300 (7,620)	0.040 (1,016)	0.020 (0,508)	0.975 (24,765)	4 ----
67- 036	0.310 (7,874)	0.120 (3,048)	0.003 (0,076)	0.250 (6,350)	0.020 (0,508)	0.090 (2,286)	0.115 (2,921)	0.095 (2,413)	0.250 (6,350)	0.040 (1,016)	0.015 (0,508)	0.980 (24,892)	4 ----
67- 037	0.310 (7,874)	0.120 (3,048)	0.003 (0,076)	0.250 (6,350)	0.020 (0,508)	0.090 (2,286)	0.115 (2,921)	0.095 (2,413)	0.250 (6,350)	0.040 (1,016)	0.015 (0,381)	1.480 (37,592)	6 ----
67- 047	0.320 (8,128)	0.110 (2,794)	0.004 (0,102)	0.187 (4,750)	0.018 (0,457)	0.085 (2,159)	0.110 (2,794)	0.090 (2,286)	0.260 (6,604)	0.040 (1,016)	0.040 (1,016)	0.543 (13,792)	3 ----
67- 056	0.320 (8,128)	0.110 (2,794)	0.004 (0,102)	0.187 (4,750)	0.018 (0,457)	0.085 (2,159)	0.110 (2,794)	0.090 (2,286)	0.260 (6,604)	0.040 (1,016)	0.020 (0,508)	16.00 (406,4)	86 ----
67- 063	0.320 (8,128)	0.110 (2,794)	0.004 (0,102)	0.187 (4,750)	0.018 (0,457)	0.085 (2,159)	0.110 (2,794)	0.090 (2,286)	0.260 (6,604)	0.040 (1,016)	0.025 (0,635)	0.356 (9,042)	2 ----
67- 088	0.563 (14,300)	0.11 (2,794)	0.003 (0,076)	0.187 (4,750)	0.018 (0,457)	0.085 (2,159)	0.110 (2,794)	0.090 (2,286)	0.260 (3,304)	0.040 (1,016)	0.020 (0,508)	1.478 (37,541)	8 ----
67- 096	0.600 (15,240)	0.220 (5,588)	0.005 (0,127)	0.282 (7,163)	0.032 (0,813)	0.140 (3,556)	0.180 (4,572)	0.095 (2,413)	0.520 (13,208)	0.040 (1,016)	0.010 (1,016)	1.096 (27,838)	4 --

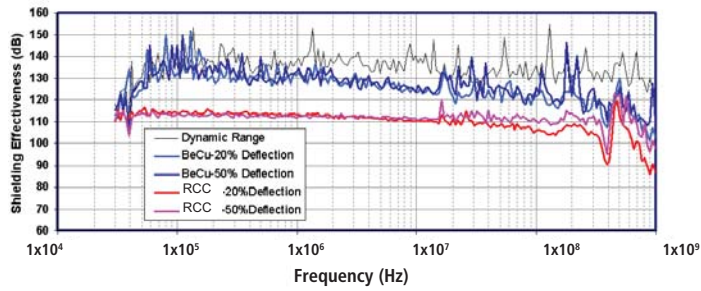


All dimensions are shown in inches (millimeters) unless otherwise specified.

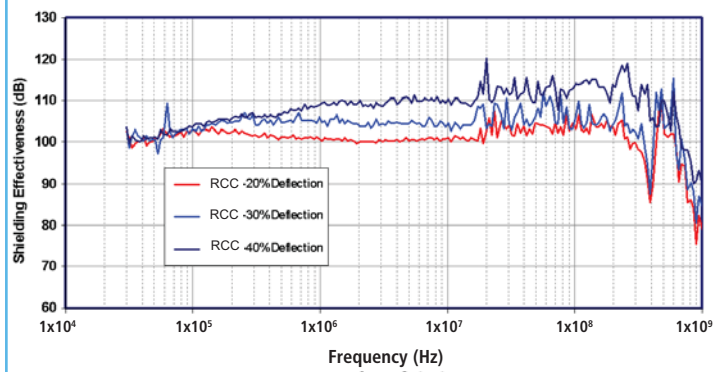
# SLOT MOUNT SERIES

RECYCLABLE CLEAN COPPER™

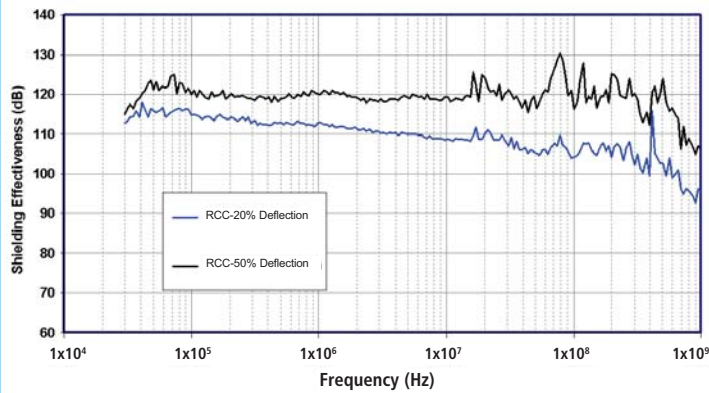
0067-0010 Shielding Effectiveness by Transfer Impedance



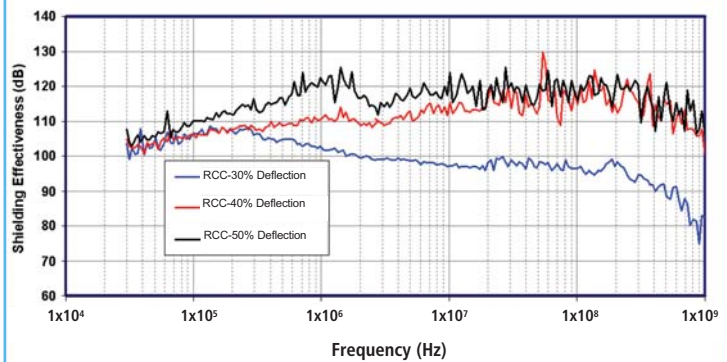
0067-0018 Shielding Effectiveness by Transfer Impedance



0067-0025 Shielding Effectiveness by Transfer Impedance



0068-0019 Shielding Effectiveness by Transfer Impedance




# VARIABLE SLOT MOUNT

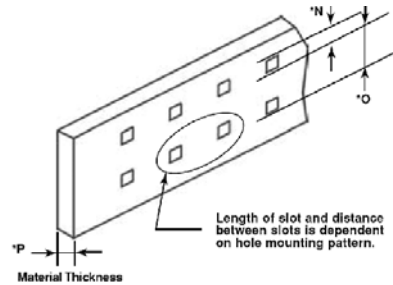
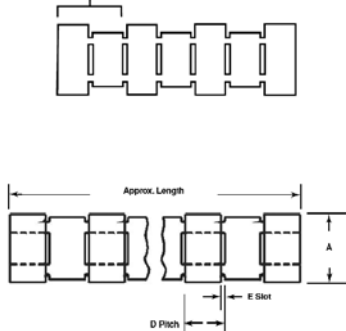
RECYCLABLE CLEAN COPPER™

Laird Technologies introduces Variable Slot Mount shielding which eliminates the use of long slots while still utilizing the easy installation method of slot mount shielding. Fingers are removed from the strip in areas where a mounting slot is not present. The Variable Slot Mount shielding strips can be customized to any patterned series of slots.

- Easy and cost-effective installation since fasteners and adhesives are not required
- Improved shielding effectiveness compared to traditional slot mount series through elimination of long slots in host material
- Slot mounting feature can be varied to accommodate different lengths and hole mounting patterns
- Three and five pitch segments ideal for grounding applications
- Bi-directional wiping and compression action to accommodate a wide variety of designs
- Available in standard 67-Series and UltraSoft® (68-Series low compression versions)
- Ability to retrofit equipment when higher clock speeds limit current slot mount product without changing slot size or location
- One piece construction eliminates handling individual pieces, thereby shortening installation time
- Ideal for grounding and shielding in the following electronic enclosure applications:
  - Front panel handles
  - Backplanes
  - Subrack assemblies
  - Chassis covers
  - Plug-in units



## Repeating Finger Pattern for 67-056 and 67-057



## Variable Slot Mount Dimensions

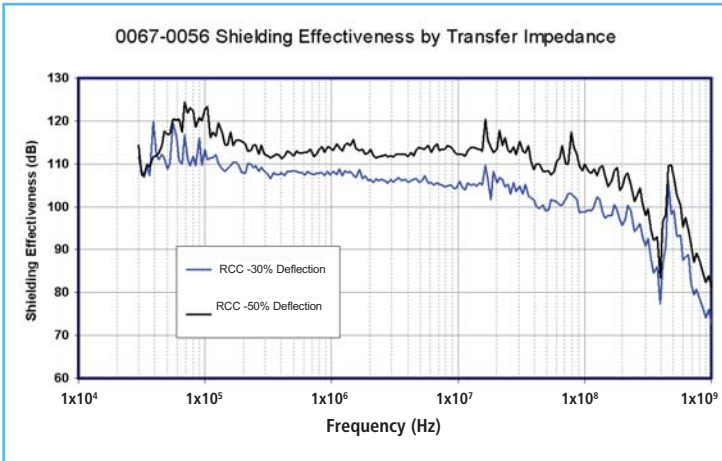
SERIES VIEW	A	B	C	D	E	H	M	*N	*O RECOMMENDED	*P	Q (R)	LENGTH APPROX.	# OF FING.
67-056	0.320	0.110	0.004	0.187	0.018	0.085	0.110	0.090	0.260	0.040	0.020	16.000	86
A	(8,128)	(2,794)	(0,102)	(4,750)	(0,457)	(2,159)	(2,794)	(2,286)	(6,604)	(1,016)	(0,508)	(406,400)	-
67-057	0.600	0.220	0.005	0.282	0.032	0.130	0.180	0.140	0.520	0.070	0.040	16.000	57
A	(15,240)	(5,588)	(0,127)	(7,163)	(0,813)	(3,302)	(4,572)	(3,556)	(13,208)	(1,778)	(1,016)	(406,400)	-
67-060	0.320	0.110	0.003	0.187	0.018	0.085	0.110	0.090	0.260	0.040	0.020	16.000	86
E	(8,132)	(2,794)	(0,076)	(4,750)	(0,457)	(2,159)	(2,794)	(2,286)	(6,604)	(1,016)	(0,508)	(406,400)	-
67-061	0.320	0.110	0.003	0.187	0.018	0.085	0.110	0.090	0.260	0.040	0.020	16.000	86
B	(8,128)	(2,794)	(0,076)	(4,750)	(0,475)	(2,159)	(2,794)	(2,286)	(6,604)	(1,016)	(0,508)	(404,400)	-
67-066	0.320	0.110	0.003	0.187	0.018	0.085	0.110	0.090	0.260	0.040	0.020	16.000	86
C	(8,128)	(2,794)	(0,076)	(4,750)	(0,457)	(2,159)	(2,794)	(2,286)	(6,604)	(1,016)	(0,508)	(406,400)	-
67-090	0.600	0.220	0.005	0.282	0.032	0.140	0.180	0.140	0.520	0.070	0.040	16.000	57
B	(15,240)	(5,588)	(0,127)	(7,163)	(0,813)	(3,556)	(4,572)	(3,556)	(13,208)	(1,778)	(1,016)	(406,400)	-
67-105	0.600	0.220	0.005	0.282	0.032	0.140	0.180	0.140	0.520	0.070	0.040	16.000	57
C	(15,240)	(5,588)	(0,127)	(7,163)	(0,813)	(3,556)	(4,572)	(3,556)	(13,208)	(1,778)	(1,016)	(406,400)	-
67-107	0.600	0.220	0.005	0.282	0.032	0.140	0.180	0.140	0.520	0.070	0.040	16.000	57
E	(15,240)	(5,588)	(0,127)	(7,163)	(0,813)	(3,556)	(4,572)	(3,556)	(13,208)	(1,778)	(1,016)	(406,400)	-

\*May vary depending upon application.

All dimensions are shown in inches (millimeters) unless otherwise specified.

# VARIABLE SLOT MOUNT

RECYCLABLE CLEAN COPPER™


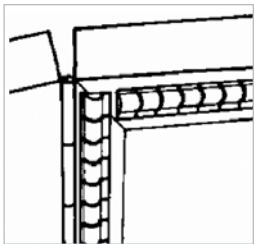


## ALL-PURPOSE SERIES

RECYCLABLE CLEAN COPPER™

These versatile gaskets are made from Recyclable Clean Copper with sticky fingers® self adhesive backing. They provide an extremely tight, instant bond and are ideal as an all purpose contact strip for metal cabinets and electronic enclosures, particularly where space is critical.

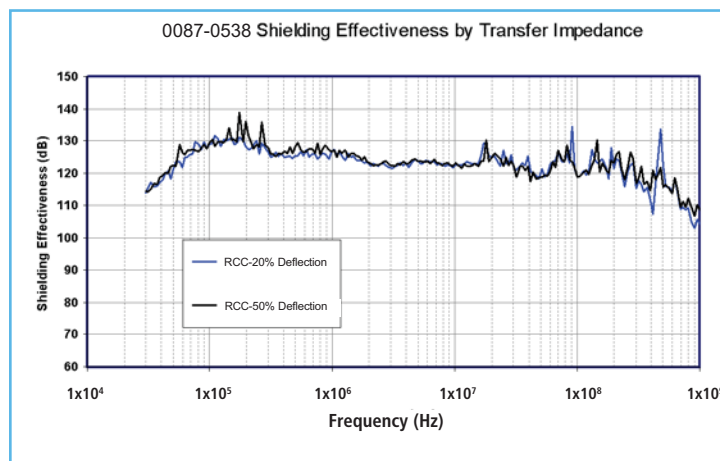
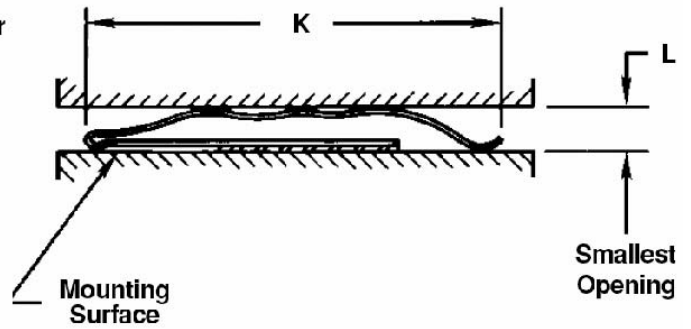
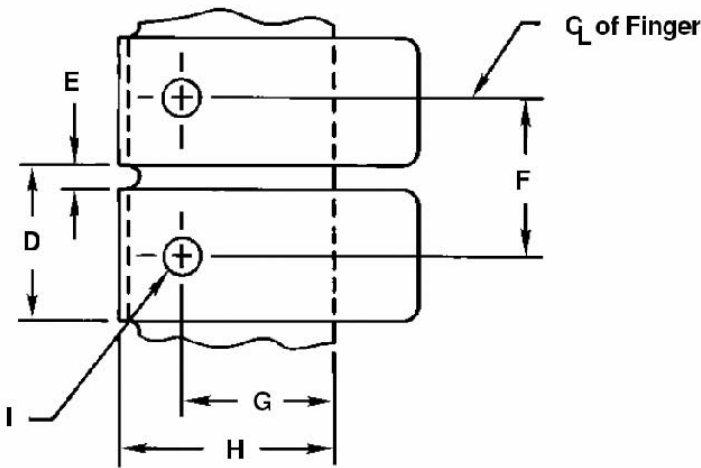
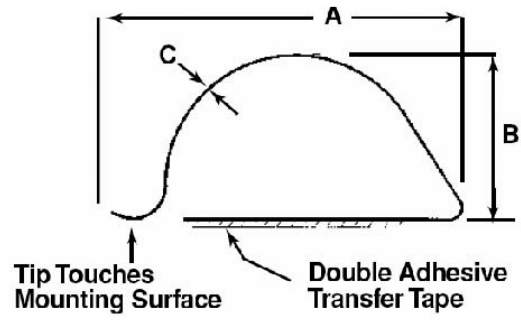
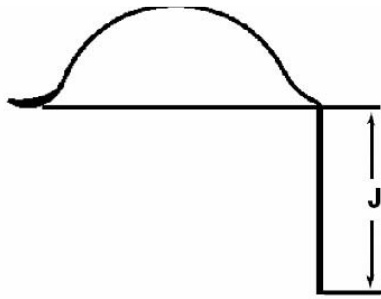
They prove to be especially effective where variations exist in the space to be shielded and in applications that require high shielding performance despite frequent opening and closing of the cabinet.



All Purpose Gasket Dimensions

SERIES	A Min.	B	C	D	E	F	G	H	I	J	K	L	LENGTH Approx.	APPROX. Coil FT (M)
87-520	0.370	0.140	0.003	0.250	0.022	0.250	0.090	0.310	0.060	N/A	0.500	0.070	16.000	25.0
	(9,4)	(3,56)	(0,08)	(6,35)	(0,56)	(6,35)	(2,29)	(7,87)	(1,52)		(12,7)	(1,78)	(406,4)	(7,62)
87-525	0.370	0.140	0.003	0.250	0.022	0.250	0.090	N/A	0.060	0.320	0.500	0.070	16.000	25.0
	(9,4)	(3,56)	(0,08)	(6,35)	(0,56)	(6,35)	(2,29)		(1,52)	(8,13)	(12,7)	(1,78)	(406,4)	(7,62)
87-536	0.670	0.310	0.004	0.375	0.040	0.380	0.380	0.530	0.140	N/A	0.940	0.140	24.000	25.0
	(17,02)	(7,87)	(0,1)	(9,53)	(1,02)	(9,65)	(9,65)	(13,46)	(3,56)		(23,88)	(3,56)	(609,6)	(7,62)
87-538	0.780	0.250	0.005	0.375	0.040	0.380	0.380	0.530	0.140	N/A	0.940	0.080	24.000	25.0
	(19,81)	(6,35)	(0,13)	(9,53)	(1,02)	(9,65)	(9,65)	(13,46)	(3,56)		(23,88)	(2,03)	(609,6)	(7,62)
87-540	0.280	0.110	0.003	0.188	0.018	0.190	0.080	0.230	0.060	N/A	0.370	0.065	16.000	25.0
	(7,11)	(2,79)	(0,08)	(4,78)	(0,46)	(4,83)	(2,03)	(5,84)	(1,52)		(9,4)	(1,65)	(406,4)	(7,62)
87-544	0.260	0.110	0.003	0.188	0.018	0.190	0.080	N/A	0.060	0.240	0.370	0.065	16.000	25.0
	(6,6)	(2,79)	(0,08)	(4,78)	(0,46)	(4,83)	(2,03)		(1,52)	(6,1)	(9,4)	(1,65)	(406,4)	(7,62)

All dimensions are shown in inches (millimeters) unless otherwise specified.



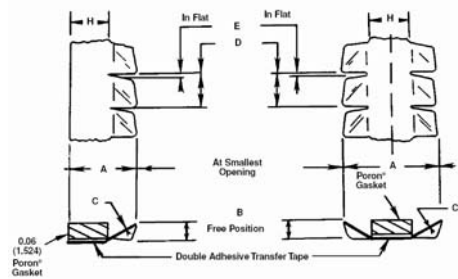
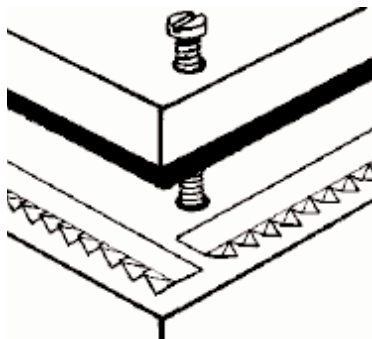

# TWIST SERIES

RECYCLABLE CLEAN COPPER™

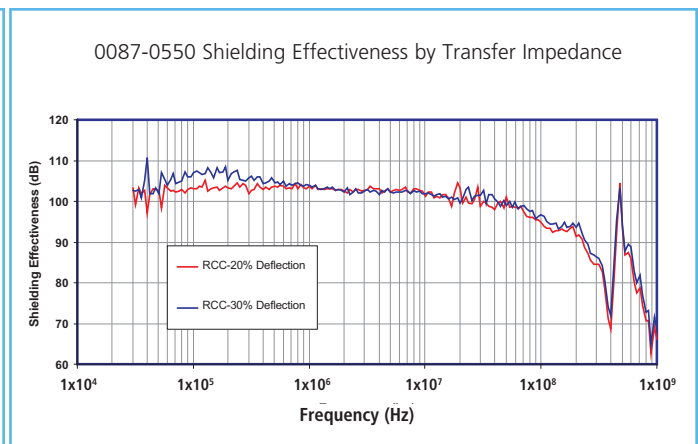
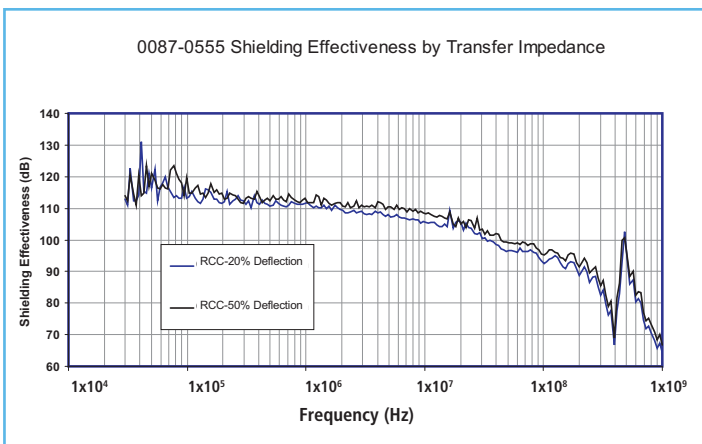
Adhesive-mounted Recyclable Clean Copper contact strips with twist design offer narrow electronic gaskets for general shielding applications.

Different widths are available to suit your specific application for single edge contact strips.

All Twist Series strips are furnished in 24.00 in (609,60 mm) lengths. Strips (e.g. 0c87-0550) are also available in standard 25.0 ft. (7.6m) coils.



SERIES	A MIN.	B	C	D PITCH	E SLOT	H	APPROX. LENGTH IN. (MM)	APPROX. COIL FT (M)	GASKET
87-550	0.230 (5,842)	0.030 (0,762)	0.003 (0,076)	0.095 (2,413)	0.015 (0,381)	0.140 (3,556)	24.000 (609,600)	25.0 (7,60)	NO
87-551	0.160 (4,064)	0.030 (0,762)	0.003 (0,076)	0.095 (2,413)	0.015 (0,381)	0.080 (2,032)	24.000 (609,600)	-- --	NO
87-555	0.340 (8,636)	0.070 (1,778)	0.003 (0,076)	0.165 (4,191)	0.015 (0,381)	0.180 (4,572)	24.000 (609,600)	25.0 (7,6)	NO
87-556	0.340 (8,636)	0.070 (1,778)	0.003 (0,076)	0.165 (4,191)	0.015 (0,381)	0.180 (4,572)	24.000 (609,600)	25.0 (7,6)	YES
87-558	0.200 (5,080)	0.070 (1,778)	0.003 (0,076)	0.165 (4,191)	0.015 (0,381)	0.110 (2,794)	24.000 (609,600)	-- --	NO
87-559	0.300 (7,620)	0.070 (1,778)	0.003 (0,076)	0.165 (4,191)	0.015 (0,381)	0.180 (4,572)	24.000 (609,600)	25.0 (7,6)	NO
87-560	0.500 (12,700)	0.070 (1,778)	0.003 (0,076)	0.165 (4,191)	0.015 (0,381)	0.190 (4,826)	24.000 (609,600)	25.0 (7,6)	NO
87-561	0.500 (12,700)	0.070 (1,778)	0.003 (0,076)	0.165 (4,191)	0.015 (0,381)	0.190 (4,826)	24.000 (609,600)	25.0 (7,6)	YES
87-557	0.725 (18,415)	0.209 (5,309)	0.003 (0,076)	0.500 (12,700)	0.015 (0,381)	0.408 (10,363)	24.000 (609,600)	25.0 (7,6)	NO
87-569	0.500 (12,700)	0.120 (3,048)	0.003 (0,076)	0.250 (6,350)	0.015 (0,381)	0.250 (6,350)	24.000 (609,600)	25.0 (7,6)	NO

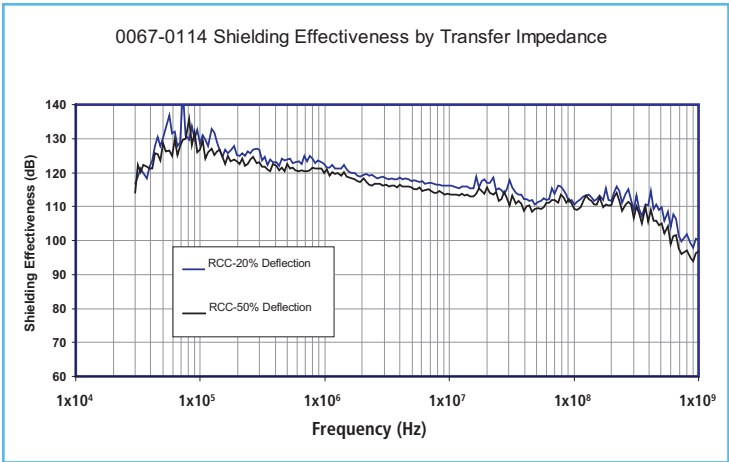
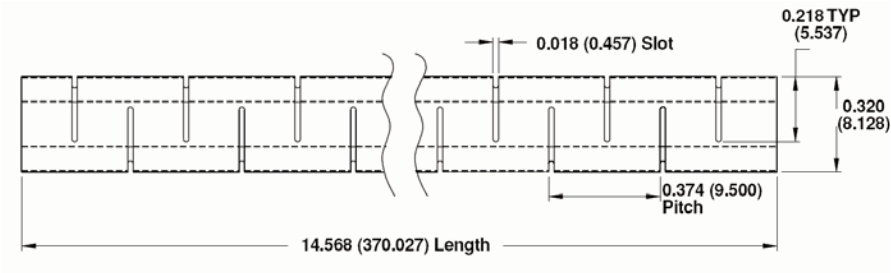
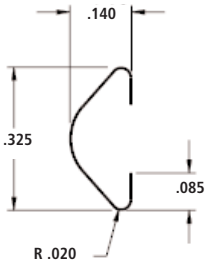



# ALTERNATE SLOT SERIES

RECYCLABLE CLEAN COPPER™

Laird Technologies alternating slot/cut design is engineered for use in a wide variety of slotted applications, such as front panel handles, plug-in units, subrack assemblies, chassis covers and backplanes.

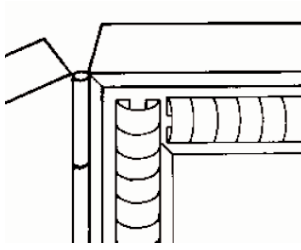
Also available in UltraSoft® low compression force 68-Series.



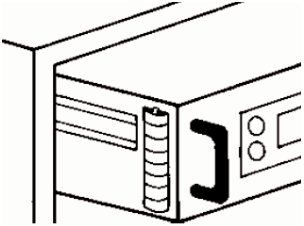
All dimensions are shown in inches (millimeters) unless otherwise specified.

# SYMMETRICAL S<sup>3</sup> SLOTTED SHIELDING

RECYCLABLE CLEAN COPPER™




Strips with sticky fingers® are low compression, adhesive mounted Recyclable Clean Copper shielding products. Designed as a continuous band, the strip is slotted to permit spring contact throughout its length. A wide radius profile creates the greatest contact for maximum conductivity with minimum compression requirements.



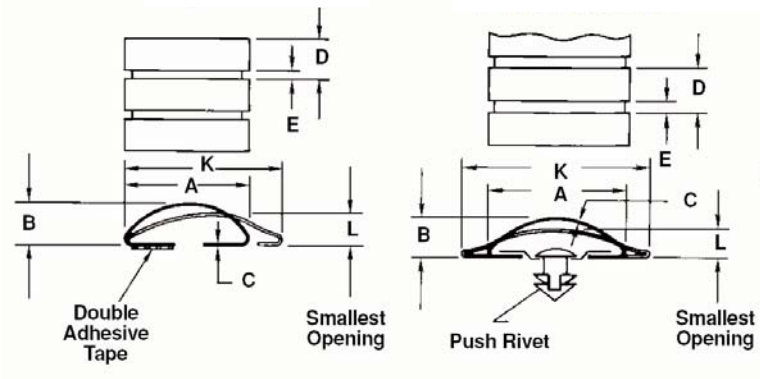
A self-adhesive tape makes mounting easy and secure.

Strips with bi-directional rivet mount are as described above, but with the addition of an integral pierced brass track to provide plastic push rivet mounting in a 0.125 in (3,175 mm) diameter hole.



S<sup>3</sup>

S<sup>3</sup> RIVET MOUNT



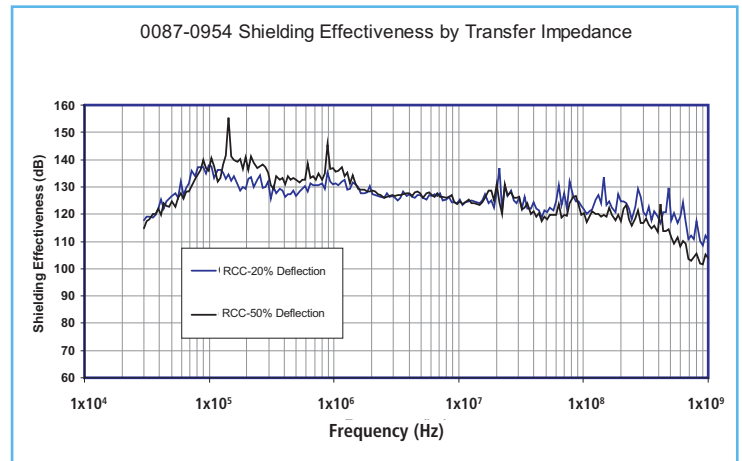
SERIES MIN.	A	B	C	D	E	K	L	APPROX. LENGTH
87-951	0.620 (15,748)	0.220 (5,588)	0.004 (0,102)	0.375 (9,525)	0.030 (0,762)	0.760 (19,304)	0.100 (2,540)	15.000 (381,000)
87-954	0.450 (11,430)	0.140 (3,556)	0.003 (0,076)	0.250 (6,350)	0.022 (0,559)	0.510 (12,954)	0.070 (1,778)	15.000 (381,000)
87-957	0.350 (8,890)	0.110 (2,794)	0.003 (0,076)	0.187 (4,750)	0.018 (0,457)	0.380 (9,652)	0.055 (1,397)	15.000 (381,000)

SERIES	A	B MIN.	C	D	E	K	L	APPROX. LENGTH	M	N	NO. OF RIVETS
87-952	0.620 (15,748)	0.220 (5,588)	0.004 (0,102)	0.375 (9,525)	0.030 (0,762)	0.760 (19,304)	0.100 (2,540)	15.000 (381,000)	0.560 (14,224)	0.940 (23,876)	10 —
87-955	0.450 (11,430)	0.140 (3,556)	0.003 (0,076)	0.250 (6,350)	0.022 (0,559)	0.510 (12,954)	0.070 (1,778)	15.000 (381,000)	0.630 (16,002)	0.880 (22,352)	10 —
87-958	0.350 (8,890)	0.110 (2,794)	0.003 (0,076)	0.187 (4,750)	0.018 (0,457)	0.380 (9,652)	0.070 (1,778)	15.000 (381,000)	0.660 (16,764)	0.840 (21,336)	10 —

All dimensions are shown in inches (millimeters) unless otherwise specified.

# SYMMETRICAL S<sup>3</sup> SLOTTED SHIELDING

RECYCLABLE CLEAN COPPER™



## NOTES





## NORTH AMERICA

Our USA toll-free telephone number is  
+1.800.843.4556

**Chicago, USA**  
1751 Wilkening Court  
Schaumburg, IL 60173  
Phone +1.847.839.6000  
Fax +1.847.519.9682

**Delaware Water Gap, USA**  
1 Shielding Way  
P.O. Box 650  
Delaware Water Gap, PA 18327  
Phone +1.570.424.8510  
Fax +1.570.424.6213

**San Diego, USA**  
1825 Diamond Street  
San Marcos, CA 92069  
Phone +1.760.736.7007  
Fax +1.760.736.7008

**San Jose, USA**  
2030 Fortune Drive  
Suite 100  
San Jose, CA 95131  
Phone +1.408.544.9500  
Fax +1.408.577.0691

**St. Louis, USA**  
3481 Rider Trail South  
St. Louis, MO 63045  
Phone +1.314.344.9300  
Fax +1.314.344.9333

**Reynosa, Mexico**  
Industrial Center #5  
Parque Industrial Reynosa  
Calle Brecha E-99 NORTE  
Lote 23, Reynosa  
Tamaulipas 88780  
Phone: +52-899-921-9000  
Fax: +52-899-921-9038

## EUROPE

**Czech Republic**  
Prumyslova 497  
462 11 Liberec  
Czech Republic  
Phone +420.48.8575111  
Fax +420.48.8575303

**Germany**  
Äußere Oberastraße 22  
83026  
Rosenheim, Germany  
Phone +49.8031.24600  
Fax +49.8031.246050

**France**  
13-15 rue des Entrepreneurs  
91560 Crosne, France  
Phone +33.1.69497979  
Fax +33.1.69497980

**United Kingdom**  
19A-19B Birches Industrial Estate  
East Grinstead  
West Sussex  
RH19 1XH UK  
Phone +44.1342.315044  
Fax +44.1342.312969

## ASIA

**Kunshan, China**  
28 Huanghe South Road  
Kunshan Economical & Technical Development Zone  
Kunshan City, Jiangsu Province, PR China  
Phone +86.512.5737-6767  
Fax +86.512.5737-6766

**Seoul, Korea**  
A-4th Floor, Woorim Lion's Valley  
371-28, Gasan-Dong, Gumcheon-Gu,  
Seoul 153-786 Korea  
Phone: +82.2.830.2095  
Fax: +82.2.830.1945

**Shanghai, China**  
Building 1, Number 58  
Hua Ning Road, Lane 4018  
Shanghai, P.R. China 201108  
Phone +86.21.6442.8018  
Fax +86.21.6489.6055

**Shenzhen, China**  
No. 2 Building, 2nd Industry Park  
Tangxiayong Songgang Town  
Baoan District, Shenzhen City  
Guangdong Province China 518105  
Phone +86.755.2714.1166  
Fax +86.755.2714.1199

**Singapore**  
750E Chai Chee Road #03-07/08  
Technopark@Chai Chee  
Singapore 469005  
Phone +65.624.38022  
Fax +65.624.38021

**Suzhou, China**  
No. 228 Tongyuan Road  
Suzhou Industry Park  
Suzhou, P.R.China 215006  
Phone +86.512.6252.6590  
Fax +86.512.6252.7226

**Taiwan**  
4F, No. 6  
Hou-Sheng Road  
Luchu, Taoyuan, Taiwan 338  
Phone +886.33.129292  
Fax +886.33.129090

**Tianjin, China**  
Building C3/C4, Hongtai Industrial Park  
No. 87 TaiFeng Road, TEDA  
Tianjin, PRC 300457  
Phone +86.22.6629.8160  
Fax +86.22.6629.8158

**Tokyo, Japan**  
Shin Yokohama Business Center Building 7F  
2-6, Shin Yokohama 3-chome, Kohoku-ku  
Yokohama-shi, Kanagawa 222-0033, Japan  
Phone +81.45.4736808  
Fax +81.45.4736162

**Yokohama, Japan**  
2-12-8 Sachiura, Kanazawa-ku  
Yokohama-shi, 236-0003, Japan  
Phone +81.45.7851063  
Fax +81.45.7851064

NOTICE: Although the information and recommendations set forth herein (hereinafter "information") are presented in good faith and believed to be correct as of the date hereof, Laird Technologies makes no representation or warranties as to the completeness or accuracy thereof. Information is supplied upon the condition that the persons receiving same will make their own determination as to its suitability for their purposes prior to use. In no event will Laird Technologies be responsible for damages of any nature whatsoever resulting from the use or reliance upon information or the product to which information refers. Nothing contained herein is to be construed as a recommendation to use any product, process, equipment or formulation in conflict with any patent, and Laird Technologies makes no representation or warranty, expressed or implied, that the use thereof will not infringe any patent. The data set forth in all tables, charts, graphs and figures herein are based on samples tested and are not guaranteed for all samples or applications. Such data are intended as guides and do not reflect product specifications for any particular product. NO REPRESENTATION OR WARRANTIES, EITHER EXPRESSED OR IMPLIED, OR MERCHANTABILITY, FITNESS FOR A PARTICULAR PURPOSE OR OF ANY OTHER NATURE ARE MADE HEREUNDER WITH RESPECT TO INFORMATION OR THE PRODUCT TO WHICH INFORMATION REFERS.

# Mouser Electronics

Authorized Distributor

Click to View Pricing, Inventory, Delivery & Lifecycle Information:

[Laird:](#)

[0067001002](#)