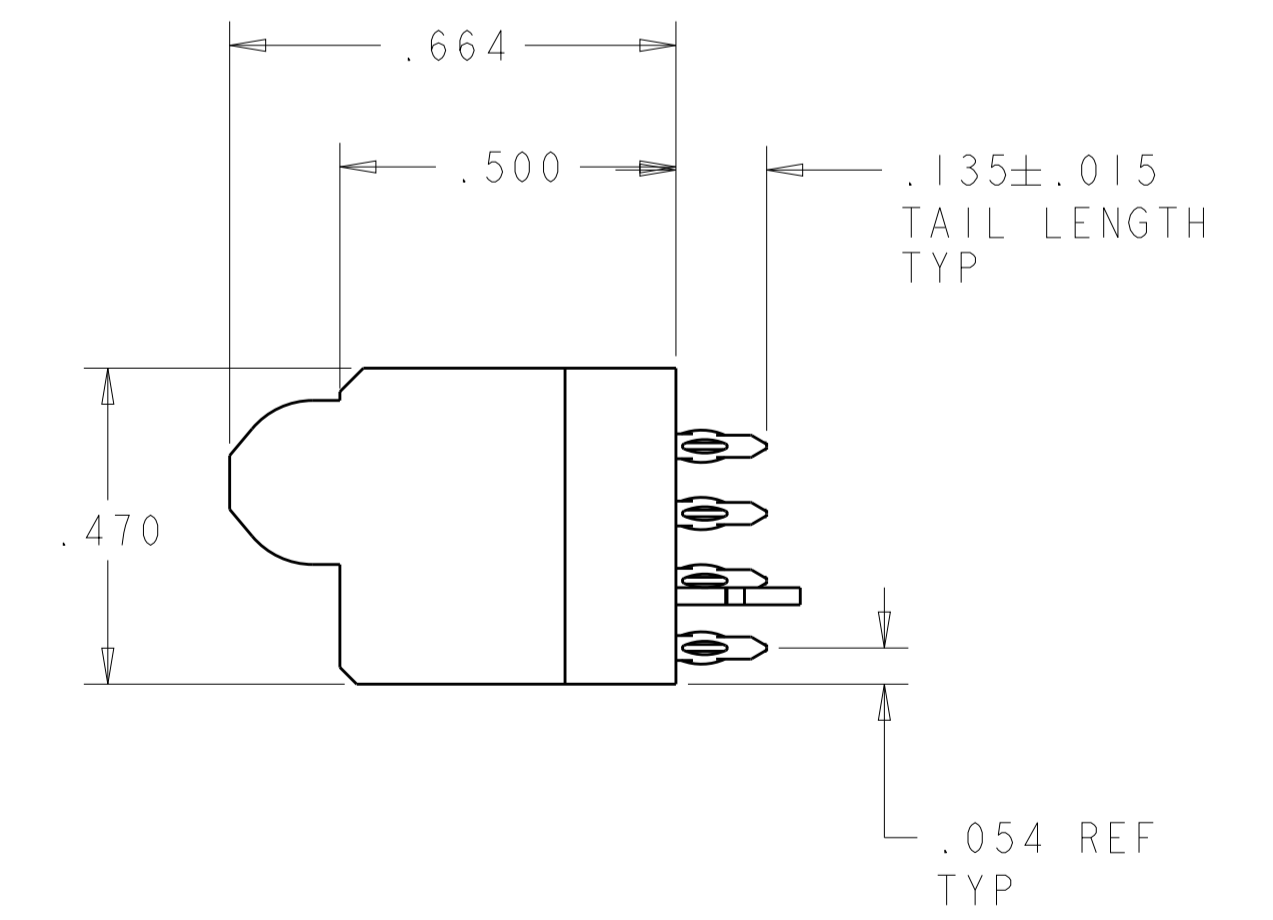
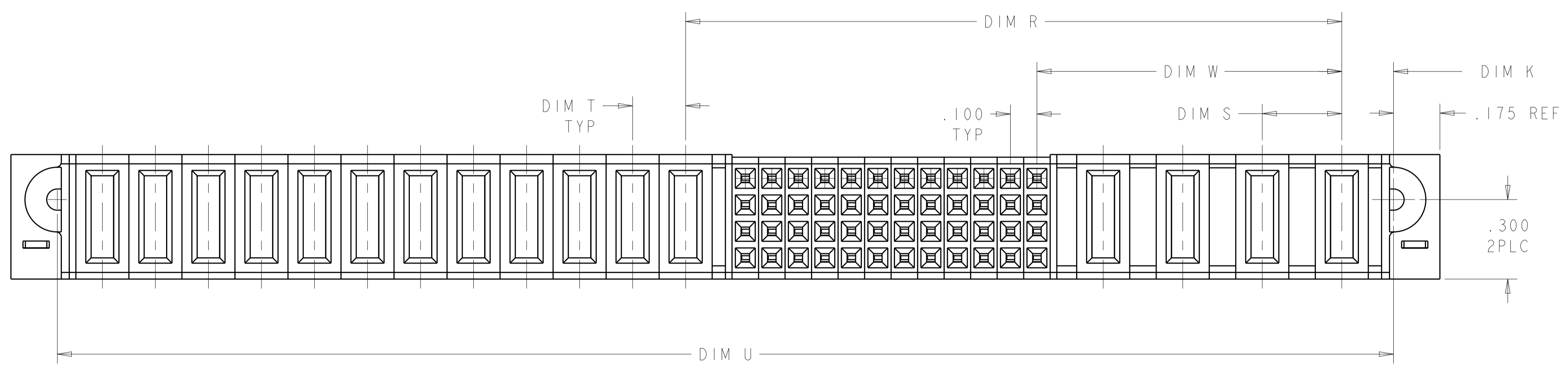
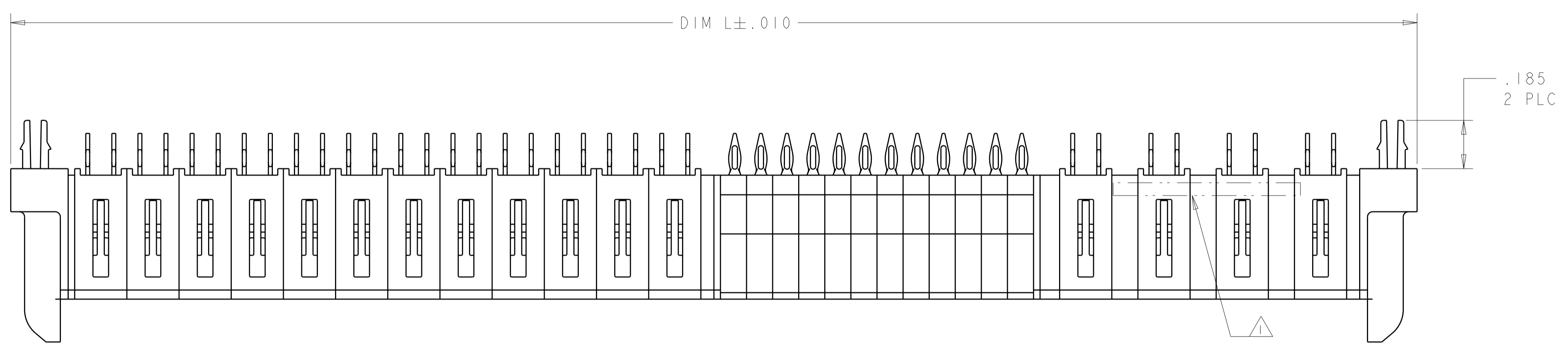
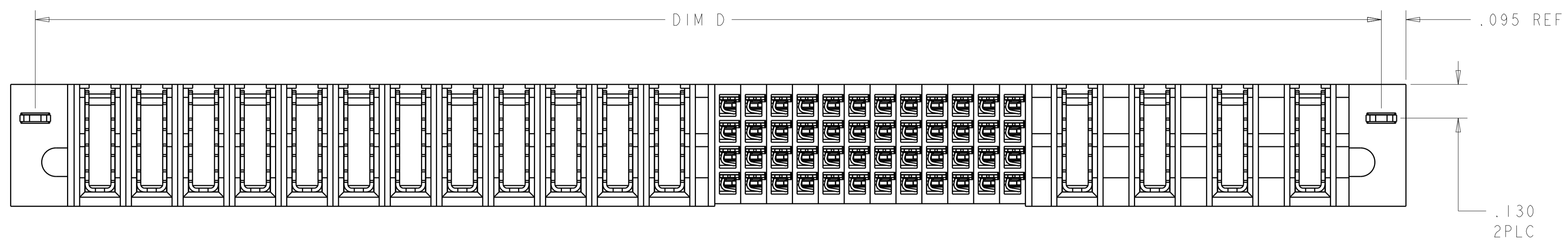



LOC		DIST		REVISIONS			
ES	00	P	LTH	DESCRIPTION	DATE	DWN	APVD
		J9		REV PER ECR-12-020199	22NOV2012	CZ	SZ



THIS DRAWING IS A CONTROLLED DOCUMENT.		DWN D. ZHU	Z0DEC2007	 TE Connectivity
DIMENSIONS: INCHES		CHK S. ZHAO	Z0DEC2007	
TOLERANCES UNLESS OTHERWISE SPECIFIED:		APVD S. ZHAO	NAME	VER RECEP ASSEMBLY SHORT GUIDES, PRESS FIT MULTI-BEAM XLE
0 PLC ± .01		PRODUCT SPEC	108-2292	
1 PLC ± .01		APPLICATION SPEC	114-13251	SIZE A1
2 PLC ± .005		WEIGHT	-	CAGE CODE 6450860
3 PLC ± .0020		FINISH	-	RESTRICTED TO
ANGLES ± 30°		CUSTOMER DRAWING	SCALE N/A	SHEET 1 OF 28
MATERIAL		CUSTOMER DRAWING		REV K2

LOC	DIST	REV	DATE	BY	APPV
ES	00				

- 1 "AMP", PART NUMBER AND DATE CODE TO BE MARKED IN AREA SHOWN  
PARTS UNDER 2.00 LONG MAY BE MARKED ON BOTH SIDES
- 2 MATERIAL: HOUSING - GLASS FILLED HIGH TEMP THERMO PLASTIC, UL94 V-0, BLACK.  
SIGNAL CONTACT - HIGH CONDUCTIVITY COPPER ALLOY  
POWER CONTACT - HIGH CONDUCTIVITY COPPER ALLOY  
LP CONTACT - HIGH CONDUCTIVITY COPPER ALLOY
- 3 CONTACT PLATING - NOBLE METAL PLATING ON CONTACT FUNCTIONAL AREA  
OF POWER AND SIGNAL CONTACTS
- 4 MECHANICAL CONNECTOR KEEP OUT ZONE
- 5 DATUM AND BASIC DIMENSIONS ESTABLISHED BY CUSTOMER
- 6 PCB - ALL HOLE DIAMETERS ARE FINISHED HOLE SIZES
- 7 PCB - 0.0453 ±.0010 DRILLED HOLES PLATED WITH .0003 MIN Sn  
OVER .001 TO .003 Cu PLATING TO ACHIEVE A .040 HOLE
- 8 FOR P/S/LP CONFIGURATION, PLEASE REFER TO SHEET 3.
- 9 FOR LP/S/P CONFIGURATION, PLEASE REFER TO SHEET 3.
- 10 VARIABLE DIMENSIONS SHOW ON TABLE.
- 11 FOR LP/S/LP CONFIGURATION, PLEASE REFER TO SHEET 3.
- 12 SPECIAL DIMENSIONS SEE SHEET 3
- 13 RECOMMEND USING CUSTOMER SUPPLIED SCREWS TO SECURE TO BOARD  
TYCO P/N: 19024-2. RECOMMEND TORQUE IS TBD.  
ASSUMING A CARD THICKNESS OF TBD, FINAL SCREW LENGTH AND CARD THICKNESS ARE FACTORS TO BE  
CONSIDERED IF APPLYING A SCREW FOR AN APPLICATION AND MAY VARY FOR EACH APPLICATION.

W	U	K	S	T	D	R	L	DESCRIPTION	PART NUMBER
1.850	.250	.250	.170	1.690	.425	1.100	2.040	2P + 24S + 2P	5-6450860-2
1.185	-	-	.1025	1.025	.2725	.705	1.375	2LP + 16S + 2LP	4-6450860-8
2.850	.250	.250	.170	2.690	.925	1.600	3.040	4P + 24S + 4P	4-6450860-7
2.150	.250	.250	.170	1.990	.475	1.400	2.340	2P + 32S + 2P	4-6450860-6
2.705	.115	.170	.170	2.545	1.800	2.1575	2.895	3ACP+3P+12S+2LP	4-6450860-5
4.450	.250	.250	.170	4.290	1.925	2.200	4.640	8P + 8S + 8P	4-6450860-4
1.400	.250	.250	.145	1.240	.425	.700	1.590	2P + 8S + 2P	4-6450860-3
1.330	.250	-	.1275	1.170	.2725	.5725	1.520	2LP + 8S + 2P	4-6450860-2
2.400	.200	.200	.145	2.240	.775	1.350	2.590	4HDP + 20S + 4HDP	4-6450860-1
1.350	-	-	.170	1.190	.175	.850	1.540	1P + 24S + 1P	4-6450860-0
1.360	-	.230	.1275	1.200	.4775	.8525	1.550	4LP + 12S + 1P	3-6450860-9
2.550	.250	.250	.170	2.390	.475	1.800	2.740	2P + 48S + 2P	3-6450860-6
3.850	.250	.250	.170	3.690	1.425	2.100	4.040	6P + 24S + 6P	3-6450860-5
1.075	-	-	.1025	.915	.2725	.480	1.265	2LP + 8S + 3LP	3-6450860-4
1.330	.250	-	.1275	1.170	.2725	.5725	1.520	2LP + 8S + 2P	3-6450860-3
1.800	.250	.250	.220	1.640	.450	.950	1.990	2P + 16S + 2P	3-6450860-2
2.870	.230	.230	.1525	2.710	.6550	2.2125	3.060	4LP + 60S + 4LP	3-6450860-1
.975	-	-	.1025	.815	.2725	.380	1.165	2LP + 4S + 3LP	3-6450860-0
1.950	.250	.250	.170	1.790	.475	1.200	2.140	2P + 24S + 2P	2-6450860-9
2.550	.250	.250	.170	2.390	.925	1.300	2.740	4P + 12S + 4P	2-6450860-8
5.635	.250	.250	.170	5.475	.475	1.885	5.825	2P + 32S + 4LP + 14P	2-6450860-6
3.570	.250	.230	.1525	3.410	2.1125	2.8375	3.760	18LP + 24S + 2P	2-6450860-5
6.050	.250	.250	.145	5.890	1.950	3.850	6.240	8P + 72S + 8P	2-6450860-1
1.950	.250	.250	.170	1.790	.475	1.200	2.140	2P + 24S + 2P	2-6450860-0
3.350	.200	.200	.170	3.190	1.175	1.850	3.540	6HDP + 24S + 6HDP	1-6450860-7
-	.250	.230	.1275	2.205	.7325	1.4075	2.555	6LP + 24S + 3P	1-6450860-6
2.450	.200	.200	.170	2.290	.775	1.350	2.640	4HDP + 20S + 4HDP	1-6450860-5
2.150	.200	.200	.170	1.990	.775	1.050	2.340	4HDP + 8S + 4HDP	1-6450860-4
2.450	-	.250	.170	2.290	.925	1.200	2.640	4P + 8S + 4P	1-6450860-3
3.450	-	.250	.170	3.290	1.425	1.700	3.640	6P + 8S + 6P	1-6450860-2
2.800	.300	.250	.170	2.640	.925	1.700	2.990	4P + 28S + 3ACP	1-6450860-0
2.510	-	-	.170	2.350	.455	1.6875	2.700	1P+2LP+48S+2LP+1P	6450860-9
2.800	.300	.250	.170	2.640	.925	1.700	2.990	4P + 28S + 3ACP	6450860-7
2.425	.250	.300	.170	2.265	.500	1.175	2.615	2ACP + 24S + 4P	6450860-6
3.665	-	.230	.1025	3.505	.7325	1.4075	3.855	6LP + 24S + 10P	6450860-5
2.530	-	.250	.170	2.370	1.175	1.9825	2.720	5P + 32S + 2LP	6450860-4
5.545	.230	.250	.195	5.385	2.975	4.2325	5.735	12P + 48S + 8LP	6450860-3
5.200	.200	.300	.195	5.040	1.150	2.475	5.390	4ACP + 48S + 12HDP	6450860-2
.985	-	-	.1025	.825	.2725	.505	1.175	2LP + 8S + 2LP	6450860-1
D	T	S	K	U	W	R	L	DESCRIPTION	PART NUMBER

THIS DRAWING IS A CONTROLLED DOCUMENT.

DIMENSIONS: INCHES

TOLERANCES UNLESS OTHERWISE SPECIFIED:

0 PLC	±.01
1 PLC	±.01
2 PLC	±.01
3 PLC	±.005
4 PLC	±.002
ANGLES	±.0020
FINISH	AS*

MATERIAL: - FINISH: -

OWN: D. ZHU Z0DEC2007  
 CH: S. ZHAO Z0DEC2007  
 APV: S. ZHAO -

PRODUCT SPEC: 108-2292  
 APPLICATION SPEC: 114-13251

WEIGHT: -

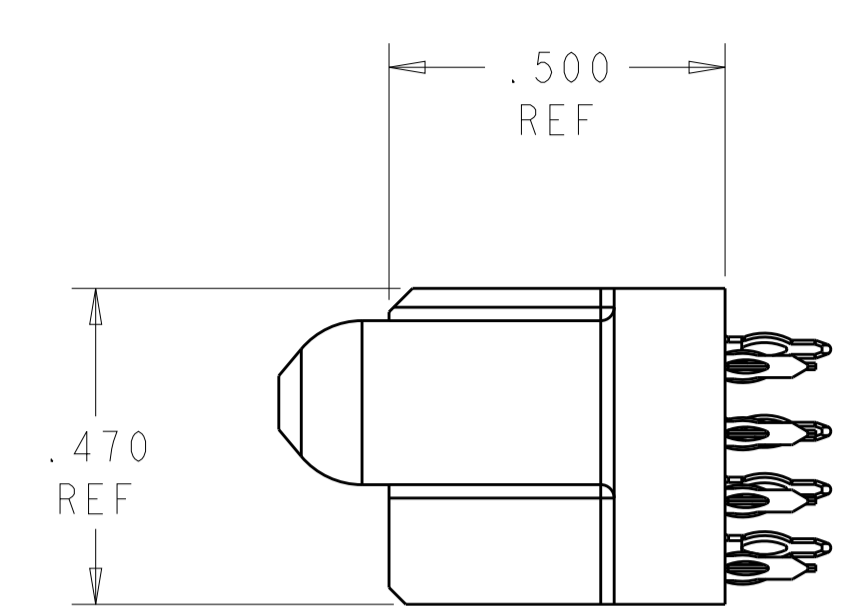
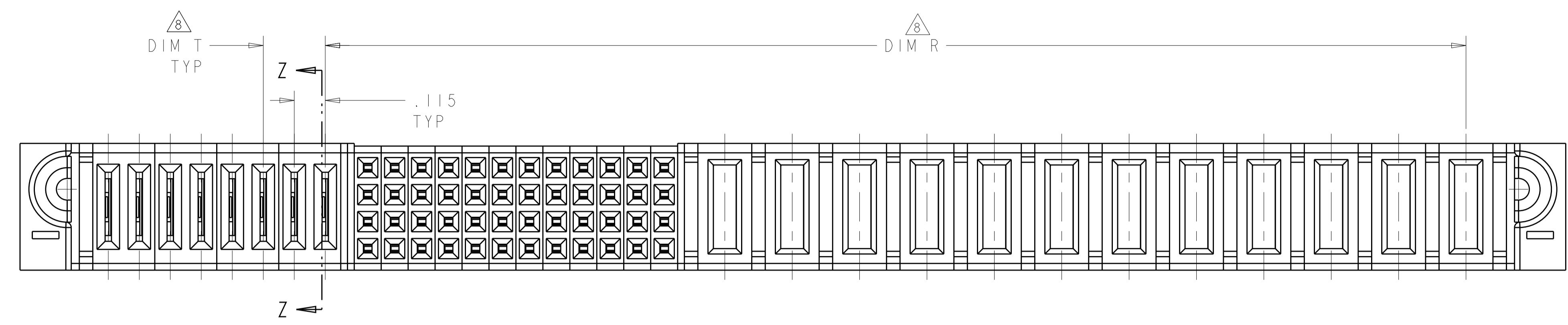
CUSTOMER DRAWING

SCALE: N/A SHEET 2 OF 28 REV: K2

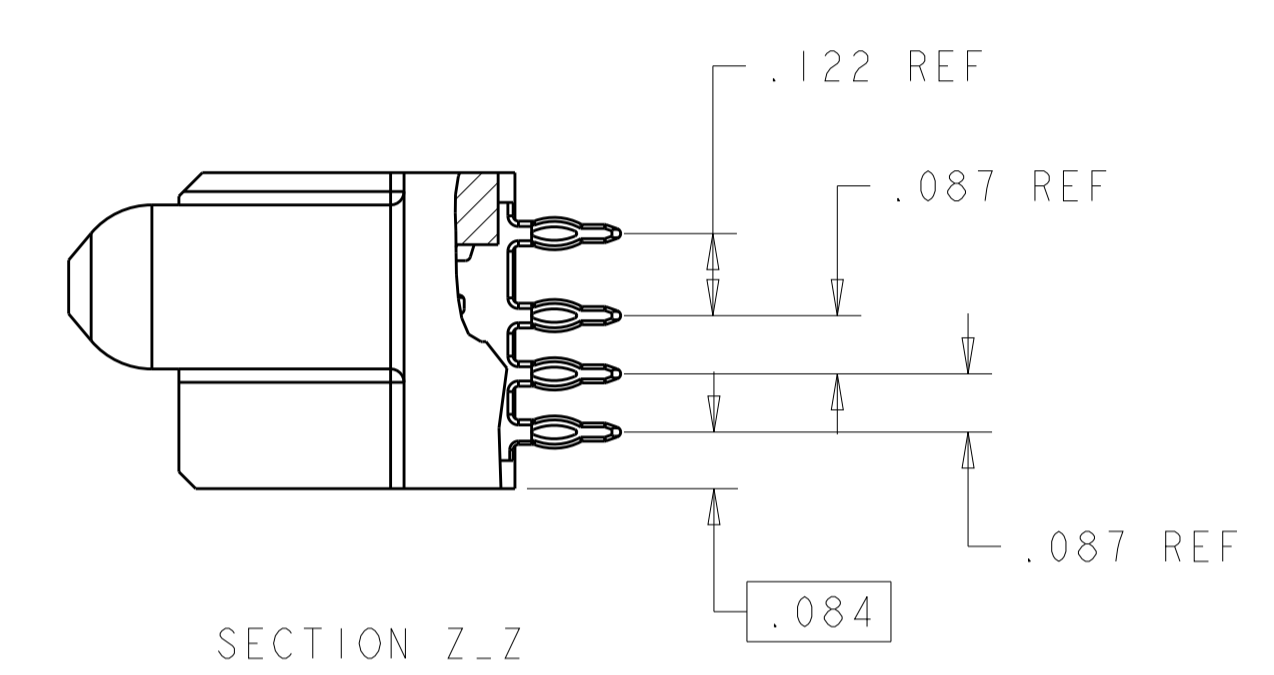
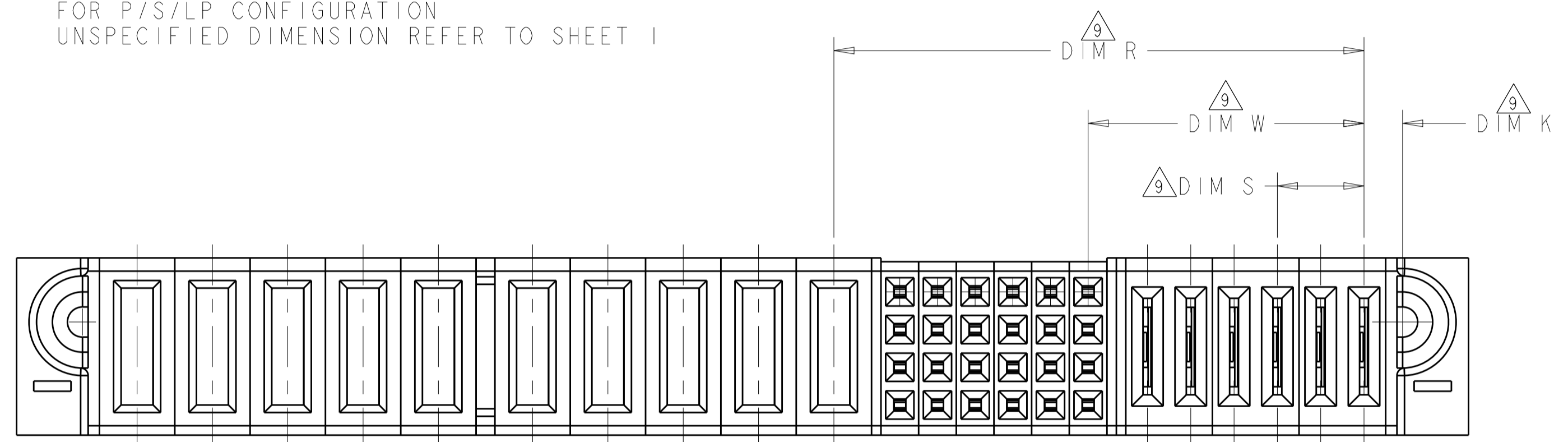
VER RECEPT ASSEMBLY SHORT GUIDES, PRESS FIT MULTI-BEAM XLE

SIZE: A1 CAGE CODE: 6450860


LOC		DIST		REVISIONS			
ES	00	P	LTM	DESCRIPTION	DATE	DWN	APVD
		-	-	SEE SHEET 1	-	-	-



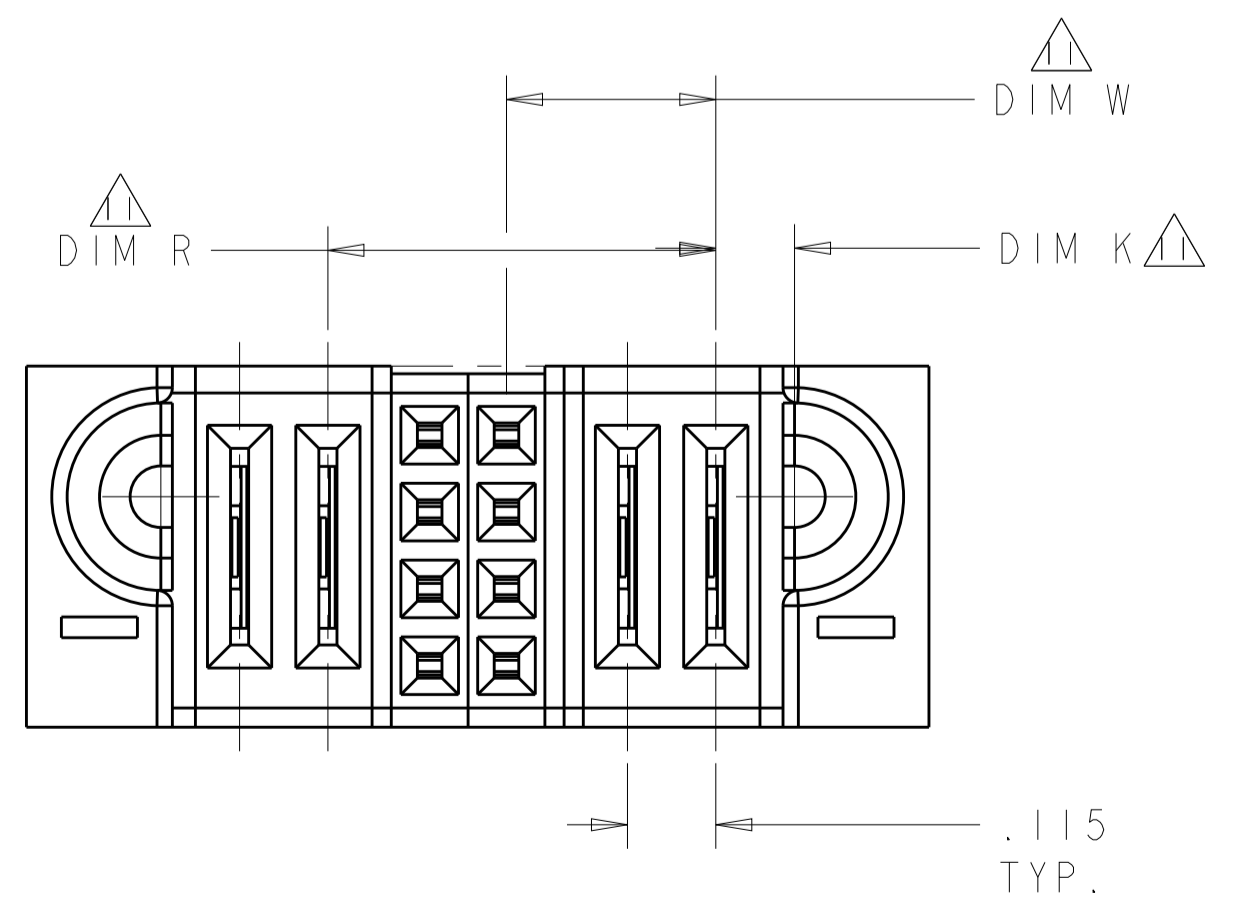
FOR P/S/LP CONFIGURATION  
 UNSPECIFIED DIMENSION REFER TO SHEET 1



FOR LP/S/P CONFIGURATION  
 UNSPECIFIED DIMENSION REFER TO SHEET 1



FOR PART 2-6450860-6



FOR LP/S/LP(6450860-1 AND 3-6450860-0) CONFIGURATION  
 UNSPECIFIED DIM REFER TO SHEET 1

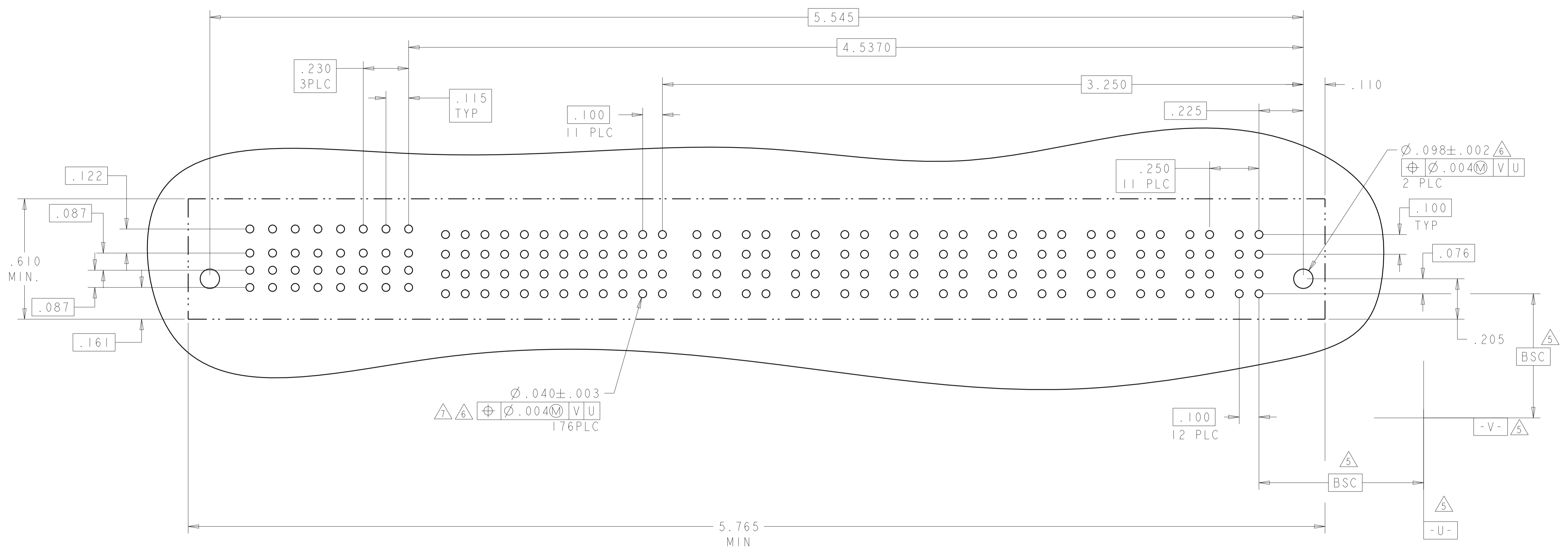
THIS DRAWING IS A CONTROLLED DOCUMENT.		DWN: D. ZHU	20DEC2007	TE Connectivity
DIMENSIONS: INCHES		CHK: S. ZHAO	20DEC2007	
TOLERANCES UNLESS OTHERWISE SPECIFIED:		APVD: S. ZHAO		NAME: VER RECEP ASSEMBLY SHORT GUIDES, PRESS FIT MULTI-BEAM XLE
0 PLC ±		PRODUCT SPEC		SIZE: A1
1 PLC ±.01		108-2292		CAGE CODE: 6450860
2 PLC ±.01		APPLICATION SPEC		RESTRICTED TO:
3 PLC ±.005		114-13251		
4 PLC ±.0020		WEIGHT		
ANGLES ±.7°		CUSTOMER DRAWING		
MATERIAL		SCALE: N/A	SHEET 3 OF 28	REV: K2



LOC	DIST	REVISIONS			
		REV	DATE	BY	APPV
ES	00	-	-	-	-
		SEE SHEET 1			

PART NUMBER	ROWS	SIGNAL														POWER																	
		LP8	LP7	LP6	LP5	LP4	LP3	LP2	LPI	I2	I1	I0	9	8	7	6	5	4	3	2	1	P12	P11	P10	P9	P8	P7	P6	P5	P4	P3	P2	P1
6450860-3	D								AP	AP	AP	AP	AP	AP	AP	AP	AP	AP	AP	AP													
	C								AP	AP	AP	AP	AP	AP	AP	AP	AP	AP	AP	AP													
	B	LS1	LS1	LS1	LS1	LS1	LS1	LS1	AP	AP	AP	AP	AP	AP	AP	AP	AP	AP	AP	AP	GS	GS	GS	GS	GS	GS	GS	GS	GS	GS	GS	GS	
	A								AP	AP	AP	AP	AP	AP	AP	AP	AP	AP	AP	AP													

12P + 48S + 8LP

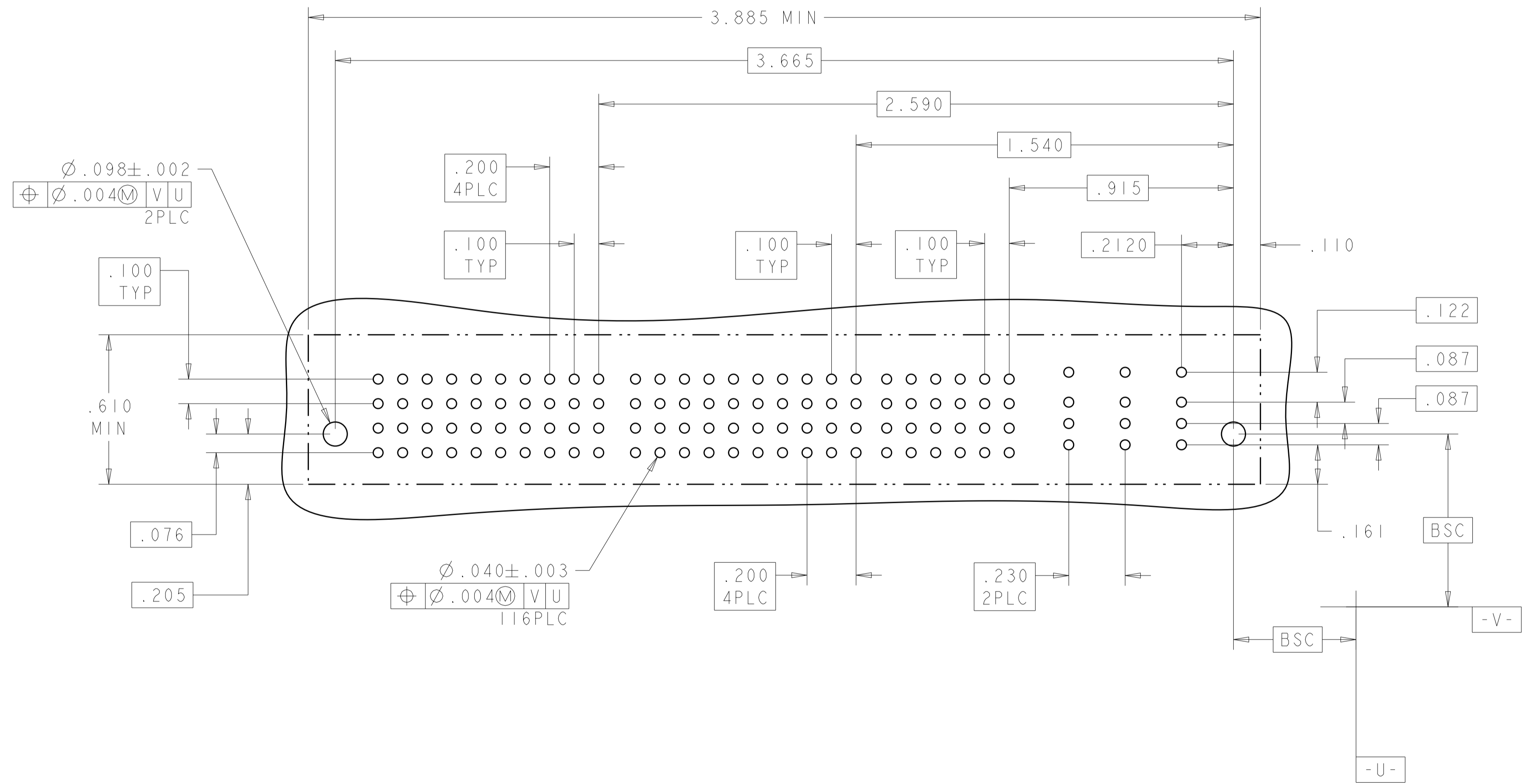
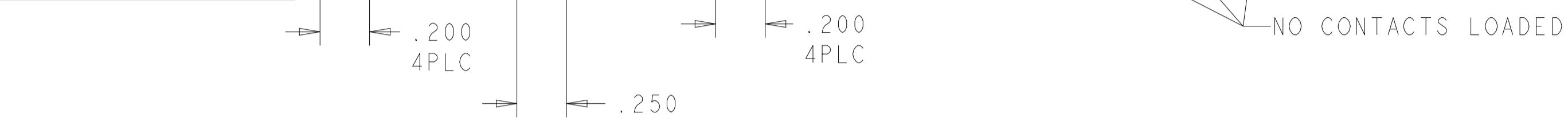


THIS DRAWING IS A CONTROLLED DOCUMENT.		OWN: D. ZHU	20DEC2007	TE Connectivity
DIMENSIONS: INCHES		CHK: S. ZHAO	20DEC2007	
TOLERANCES UNLESS OTHERWISE SPECIFIED: 0 PLC ±. 1 PLC ±.01 2 PLC ±.01 3 PLC ±.005 4 PLC ±.0020 ANGLES ±.2° FINISH		APVD: S. ZHAO		NAME: VER RECEP ASSEMBLY PRODUCT SPEC: 108-2292 APPLICATION SPEC: SIZE: 114-13251 WEIGHT:
MATERIAL:		CUSTOMER DRAWING		RESTRICTED TO: A100779C=6450860 SCALE: N/A SHEET 5 OF 28 REV: K2



LOC		DIST		REVISIONS			
ES	00	P	LTN	DESCRIPTION	DATE	DWN	APVD
		-		SEE SHEET 1			

PART NUMBER	ROWS	POWER										SIGNAL						POWER					
		P10	P9	P8	P7	P6	P5	P4	P3	P2	P1	6	5	4	3	2	1	LP6	LP5	LP4	LP3	LP2	LP1
6450860-5	D C B A	GS	GS	GS	GS	GS	GS	GS	GS	GS	GS	AP	AP	AP	AP	AP	AP	LSI			LSI		
		GS	GS	GS	GS	GS	GS	GS	GS	GS	GS	AP	AP	AP	AP	AP	AP	LSI			LSI		
		GS	GS	GS	GS	GS	GS	GS	GS	GS	GS	AP	AP	AP	AP	AP	AP	LSI			LSI		
		GS	GS	GS	GS	GS	GS	GS	GS	GS	GS	AP	AP	AP	AP	AP	AP	LSI			LSI		



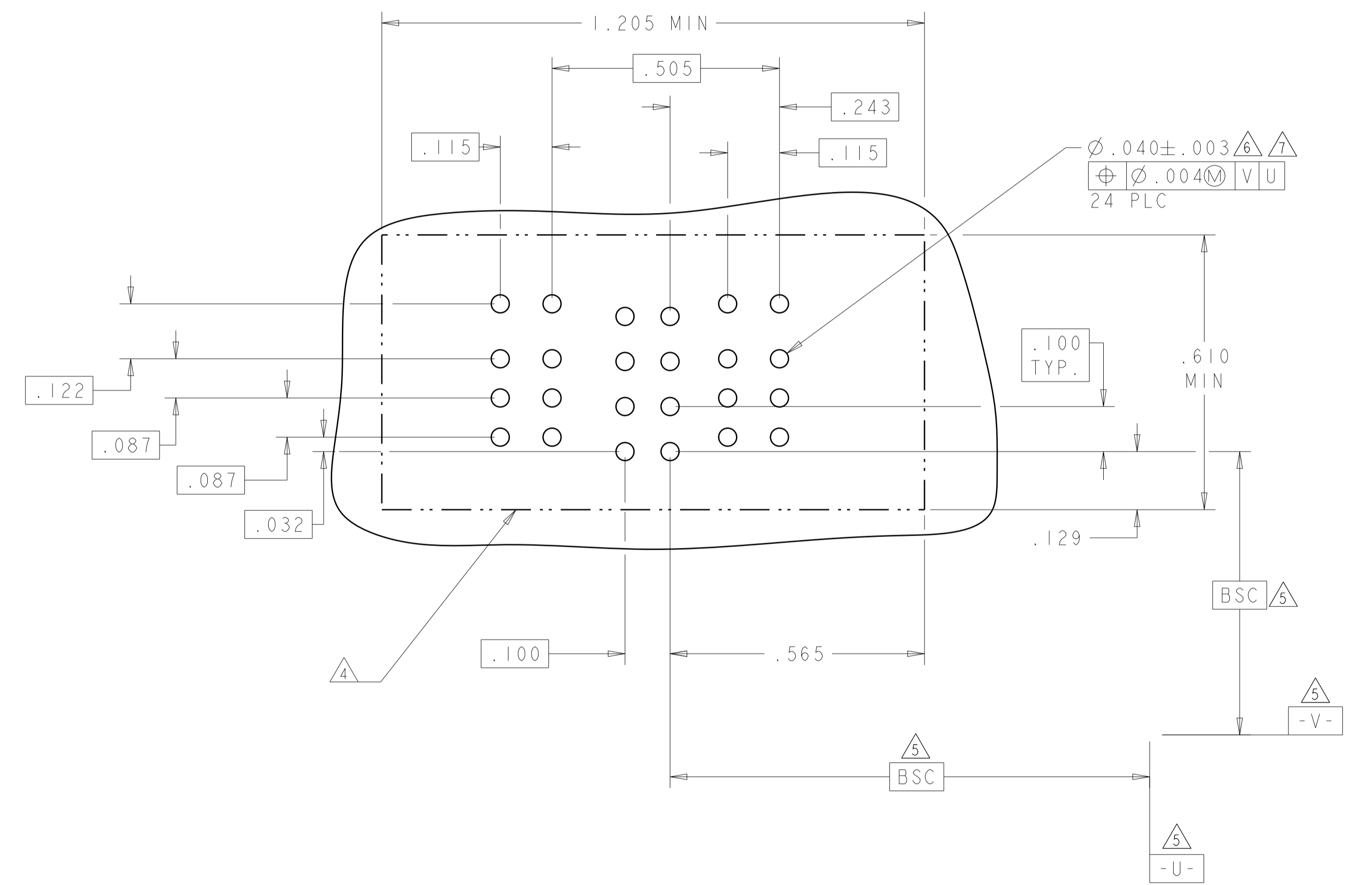
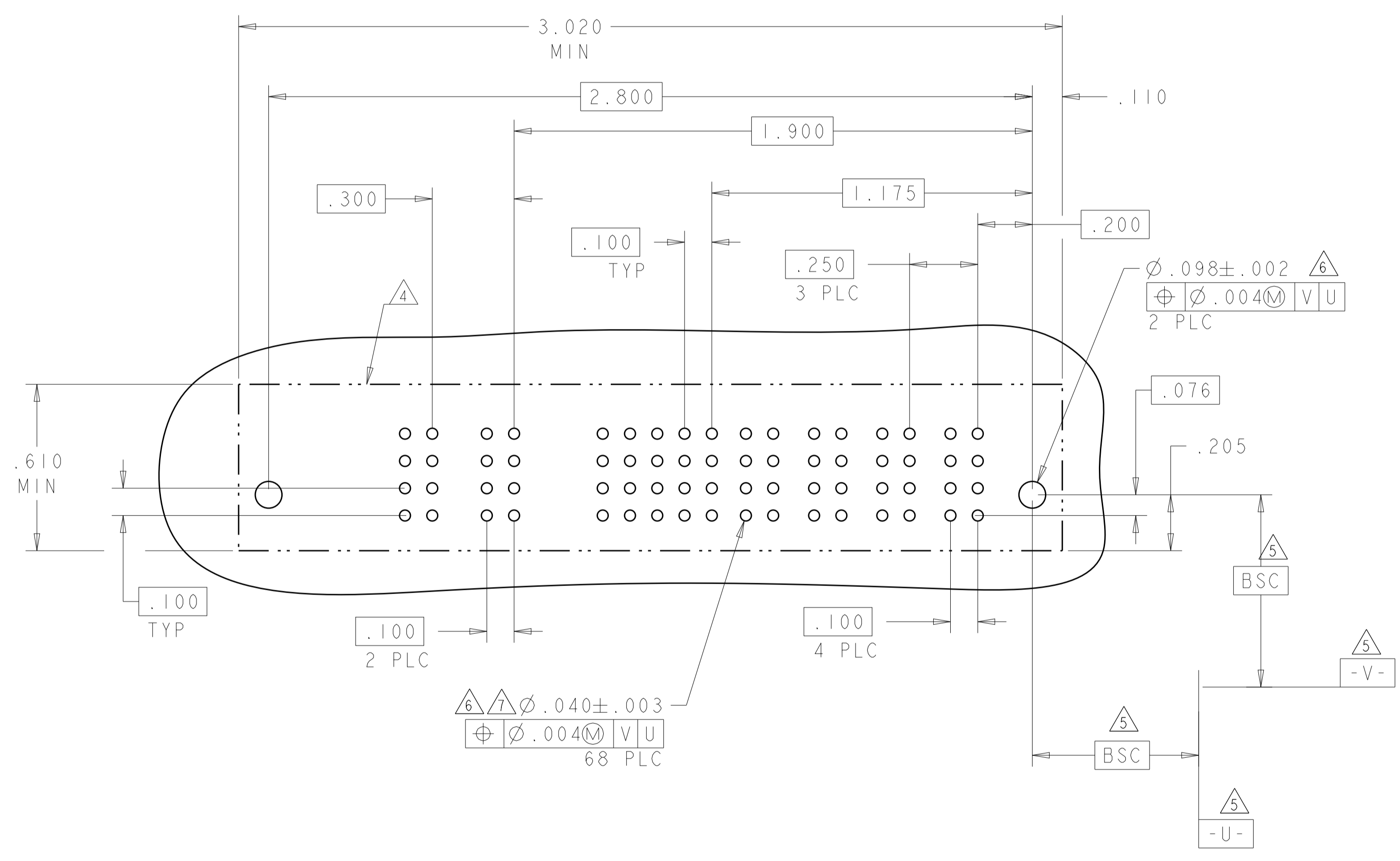
THIS DRAWING IS A CONTROLLED DOCUMENT.		DWN D. ZHU	20DEC2007	TE Connectivity
DIMENSIONS: INCHES		CHK S. ZHAO	20DEC2007	
TOLERANCES UNLESS OTHERWISE SPECIFIED: 0 PLC ± 1 PLC ±.01 2 PLC ±.01 3 PLC ±.005 4 PLC ±.0020 ANGLES ±.2°		APVD S. ZHAO		NAME VER RECEP ASSEMBLY SHORT GUIDES, PRESS FIT MULTI-BEAM XLE
MATERIAL		PRODUCT SPEC	108-2292	SIZE
FINISH		APPLICATION SPEC	114-13251	CAGE CODE
		WEIGHT		DRAWING NO
		CUSTOMER DRAWING		6450860
		SCALE	N/A	SHEET 7 OF 28
				REV K2

LOC		DIST		REVISIONS			
ES	00	P	LTN	DESCRIPTION	DATE	DMN	APVD
				SEE SHEET 1			

PART NUMBER	ROWS	POWER				SIGNAL						POWER					
		P7	P6	P5		7	6	5	4	3	2	1	P4	P3	P2	P1	
6450860-7	D C B A	HD	GS	GS		AP	AP	AP	AP	AP	AP	AP	GS	GS	GS	GS	HD
						AP	AP	AP	AP	AP	AP						
						AP	AP	AP	AP	AP	AP						
						AP	AP	AP	AP	AP	AP						
4P + 28S + 3ACP																	

NO CONTACTS LOADED

PART NUMBER	ROWS	POWER		SIGNAL		POWER	
		P4	P3	2	1	P2	P1
6450860-1	D C B A	LSI	LSI	AP	AP	LSI	LSI
				AP	AP		
				AP	AP		
				AP	AP		
2LP + 8S + 2LP							



THIS DRAWING IS A CONTROLLED DOCUMENT.

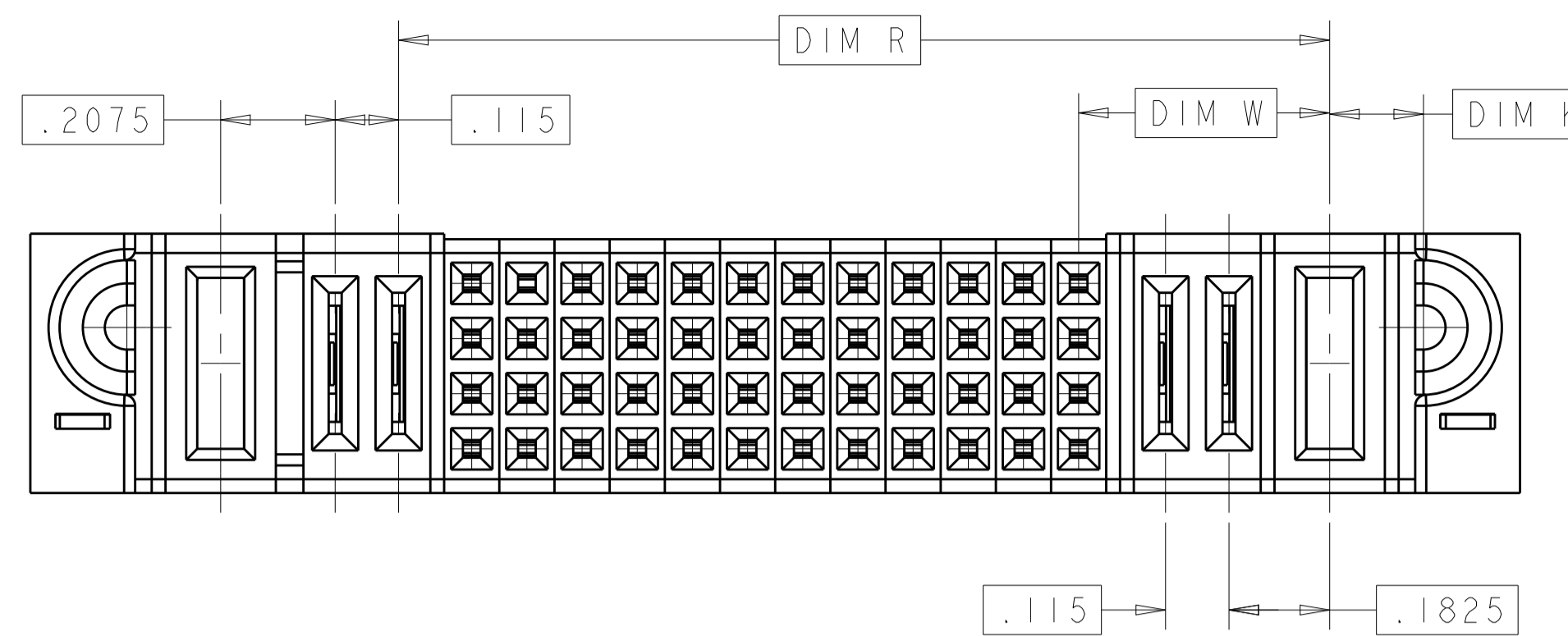
DIMENSIONS: INCHES	TOLERANCES UNLESS OTHERWISE SPECIFIED: 0 PLC ±. 1 PLC ±.01 2 PLC ±.01 3 PLC ±.005 4 PLC ±.0020 ANGLES ±.2°	FINISH	FINISH
-----------------------	--	--------	--------

DMN: D. ZHU	20DEC2007	 TE Connectivity	NAME: VER RECEPT ASSEMBLY SHORT GUIDES, PRESS FIT MULTI-BEAM XLE
CHK: S. ZHAO	20DEC2007		
APVD: S. ZHAO			
PRODUCT SPEC: 108-2292	APPLICATION SPEC: 114-13251		
MATERIAL:	WEIGHT:	SIZE: A100779	CAGE CODE: C=6450860
CUSTOMER DRAWING		SCALE: N/A	SHEET: 8 OF 28

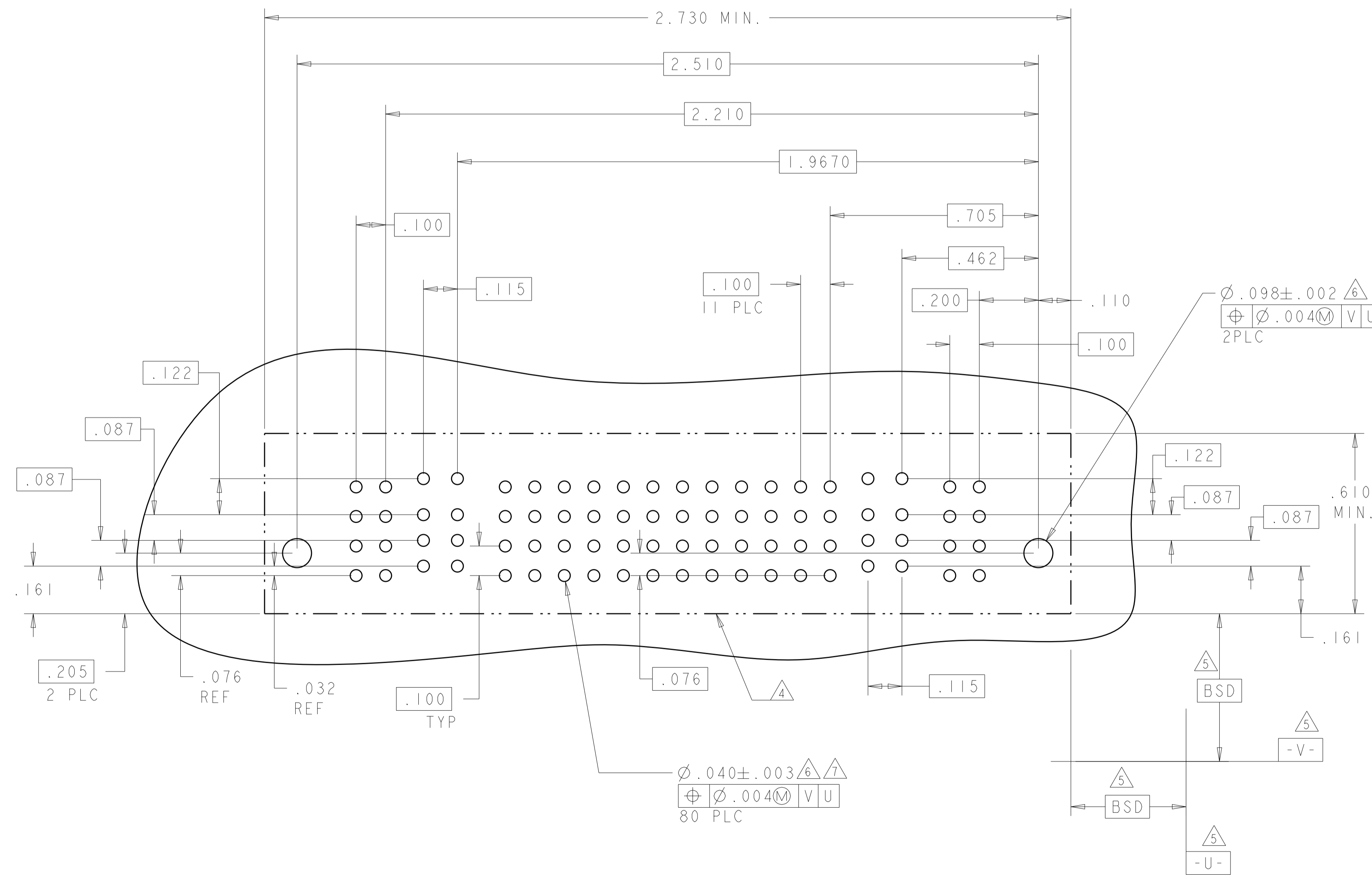


LOC	DIST	REVISIONS			
ES	00	REV	DATE	BY	APPV
		1	SEE SHEET 1		

PART NUMBER	ROWS	POWER			SIGNAL											POWER					
		P2	LP4	LP3	12	11	10	9	8	7	6	5	4	3	2	1	LP2	LPI	PI		
6450860-9	D	GP	LSI	LSI	AP	AP	AP	AP	AP	AP	AP	AP	AP	AP	AP	AP	AP	AP	AP	AP	
	C				AP	AP	AP	AP	AP	AP	AP	AP	AP	AP	AP	AP	AP	AP	AP	AP	
	B				AP	AP	AP	AP	AP	AP	AP	AP	AP	AP	AP	AP	AP	AP	AP	AP	AP
	A				AP	AP	AP	AP	AP	AP	AP	AP	AP	AP	AP	AP	AP	AP	AP	AP	AP
IP + 2LP + 48S + 2LP + IP																					



P/N: 6450860-9 CONFIGURATION  
 UNSPECIFIED DIMENSION REFER TO SHEET 1



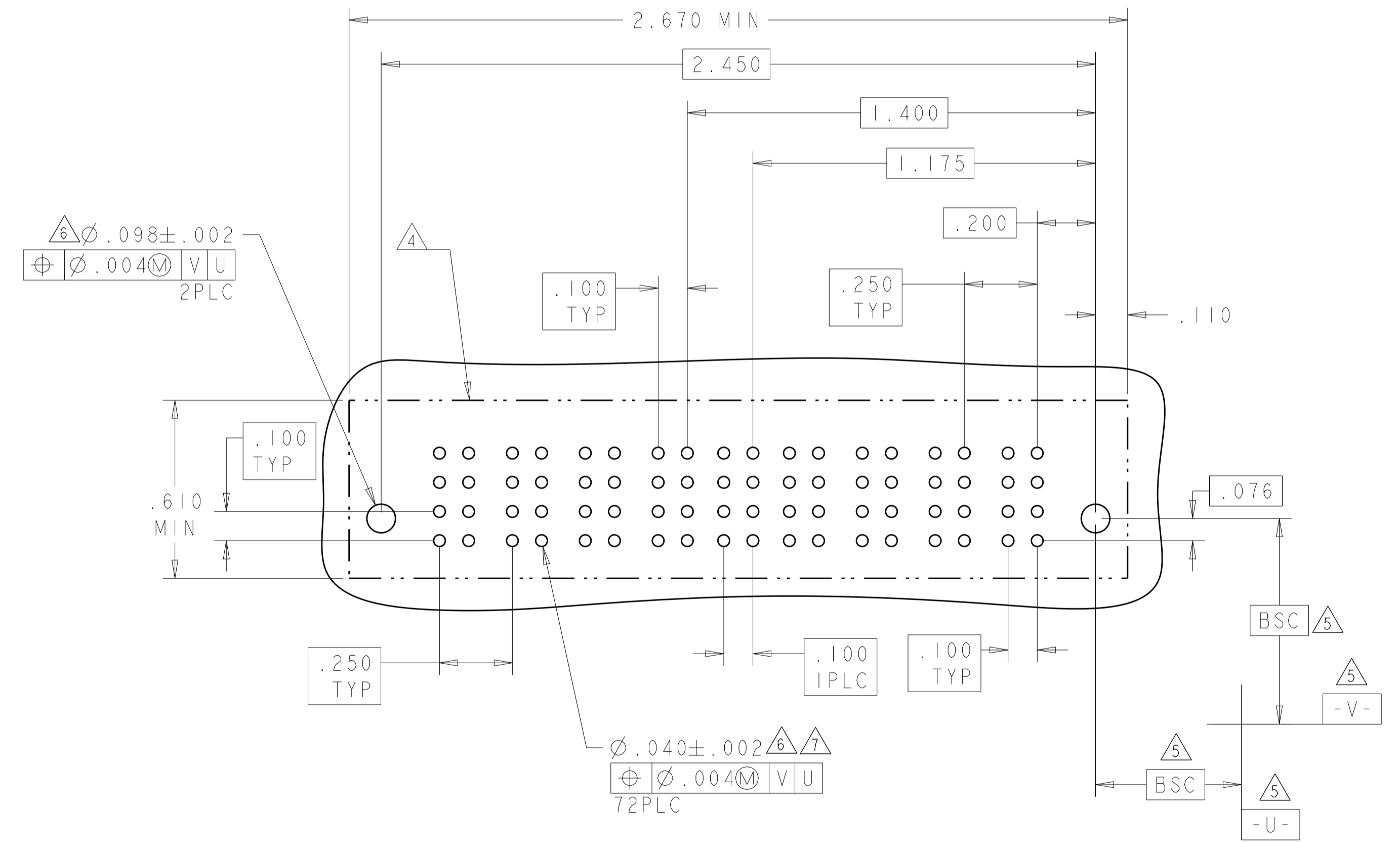
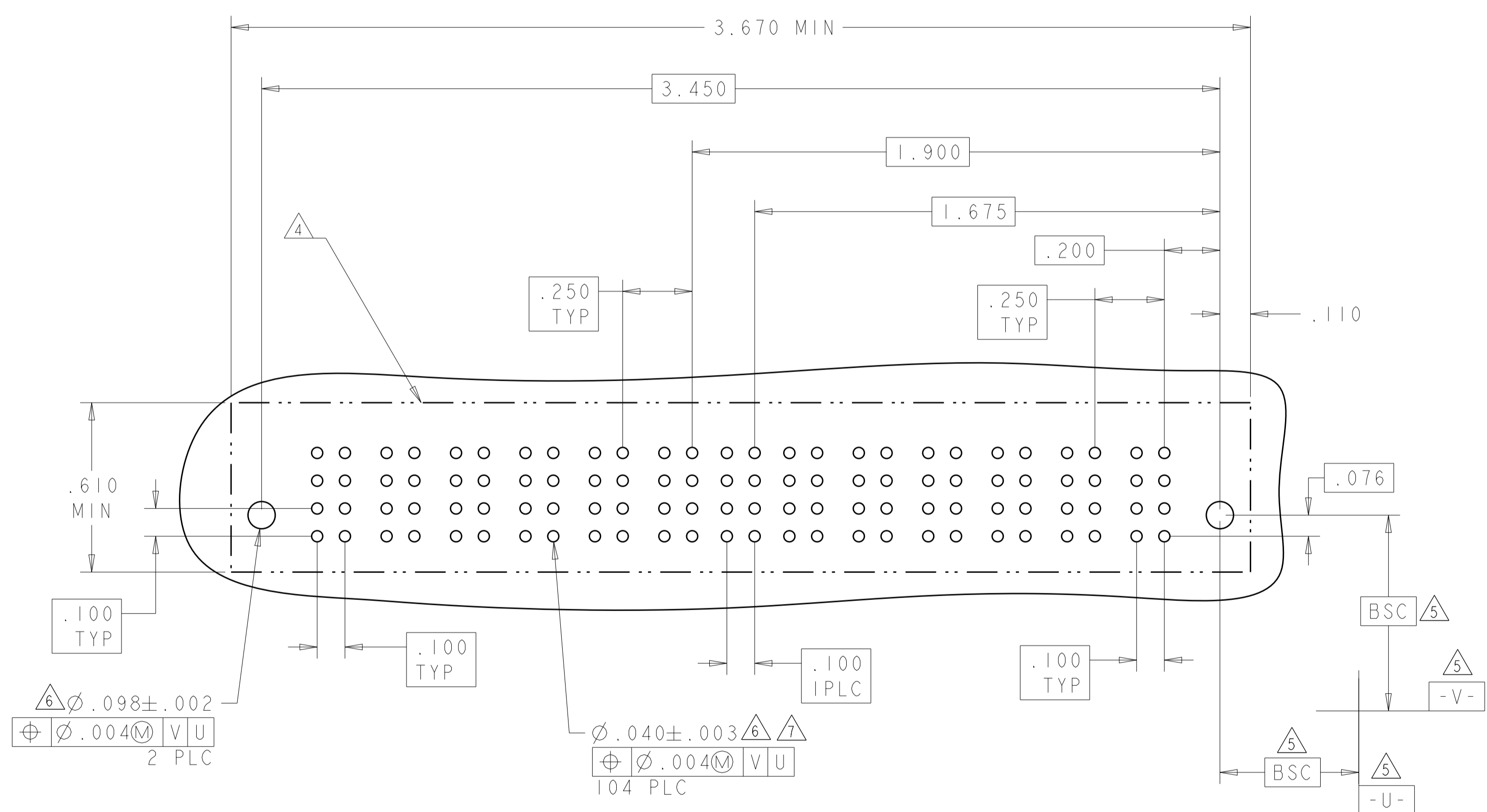
THIS DRAWING IS A CONTROLLED DOCUMENT.		OWN: D. ZHU	20DEC2007	TE Connectivity
DIMENSIONS: INCHES		CHK: S. ZHAO	20DEC2007	
TOLERANCES UNLESS OTHERWISE SPECIFIED: 0 PLC ±. 1 PLC ±.01 2 PLC ±.01 3 PLC ±.005 4 PLC ±.0020 ANGLES ±.2°		APV: S. ZHAO		NAME: VER RECEP ASSEMBLY SHORT GUIDES, PRESS FIT MULTI-BEAM XLE
MATERIAL: -		PRODUCT SPEC: 108-2292	APPLICATION SPEC: 114-13251	SIZE: A1
FINISH: -		WEIGHT: -	CAGE CODE: -	DRAWING NO: 6450860
CUSTOMER DRAWING		SCALE: N/A	SHEET: 9 of 28	REV: K2



LOC	DIST	REVISIONS			
P	LTN	DESCRIPTION	DATE	DMN	APVD
ES	00	SEE SHEET 1			

PART NUMBER	ROWS	POWER						SIGNAL		POWER					
		P12	P11	P10	P9	P8	P7	2	1	P6	P5	P4	P3	P2	P1
1-6450860-2	D C B A	GS	GS	GS	GS	GS	GS	AP	AP	GS	GS	GS	GS	GS	GS
		6P + 8S + 6P													

PART NUMBER	ROWS	POWER				SIGNAL		POWER			
		P8	P7	P6	P5	2	1	P4	P3	P2	P1
1-6450860-3	D C B A	GS	GS	GS	GS	AP	AP	GS	GS	GS	GS
		4P + 8S + 4P									

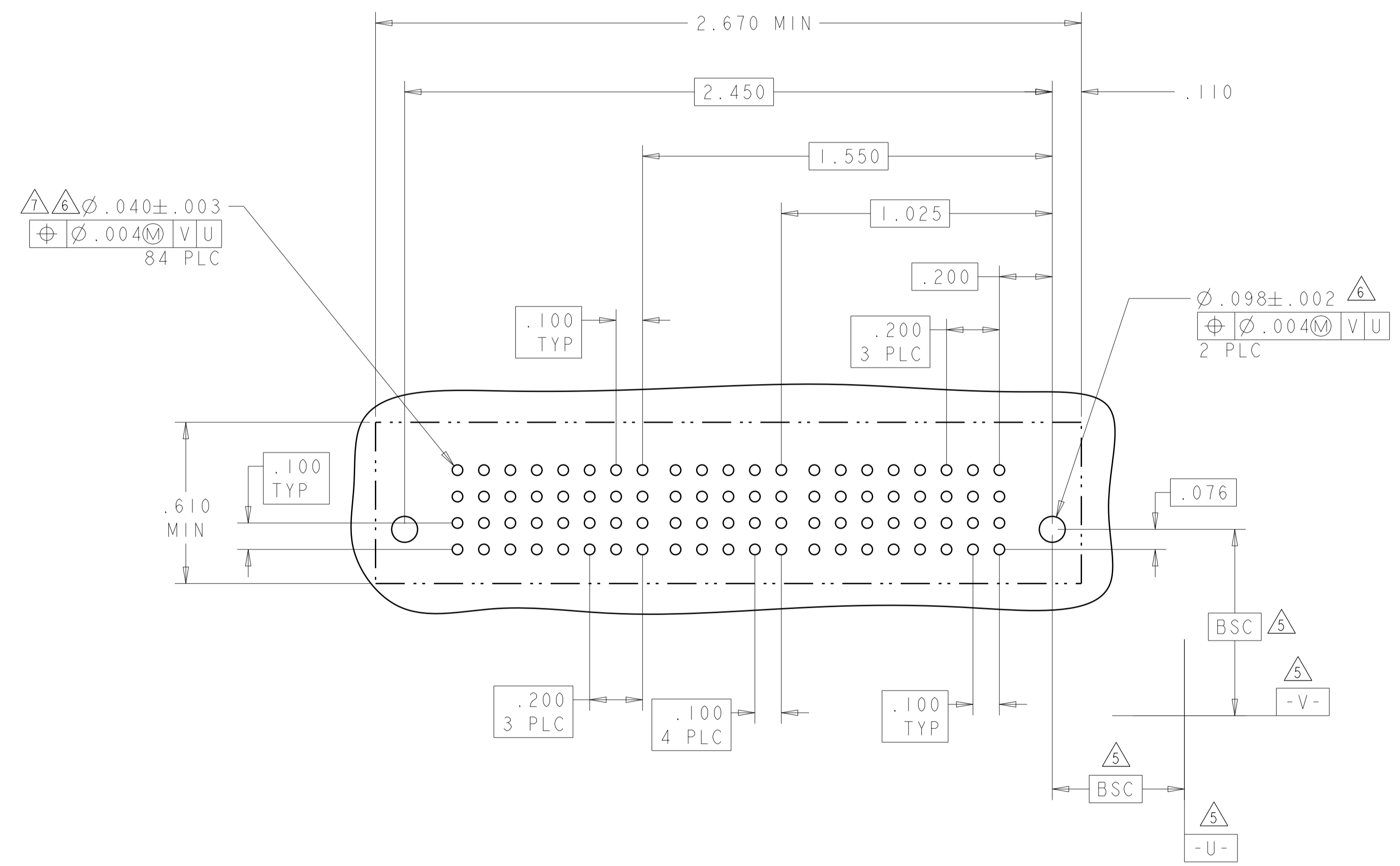
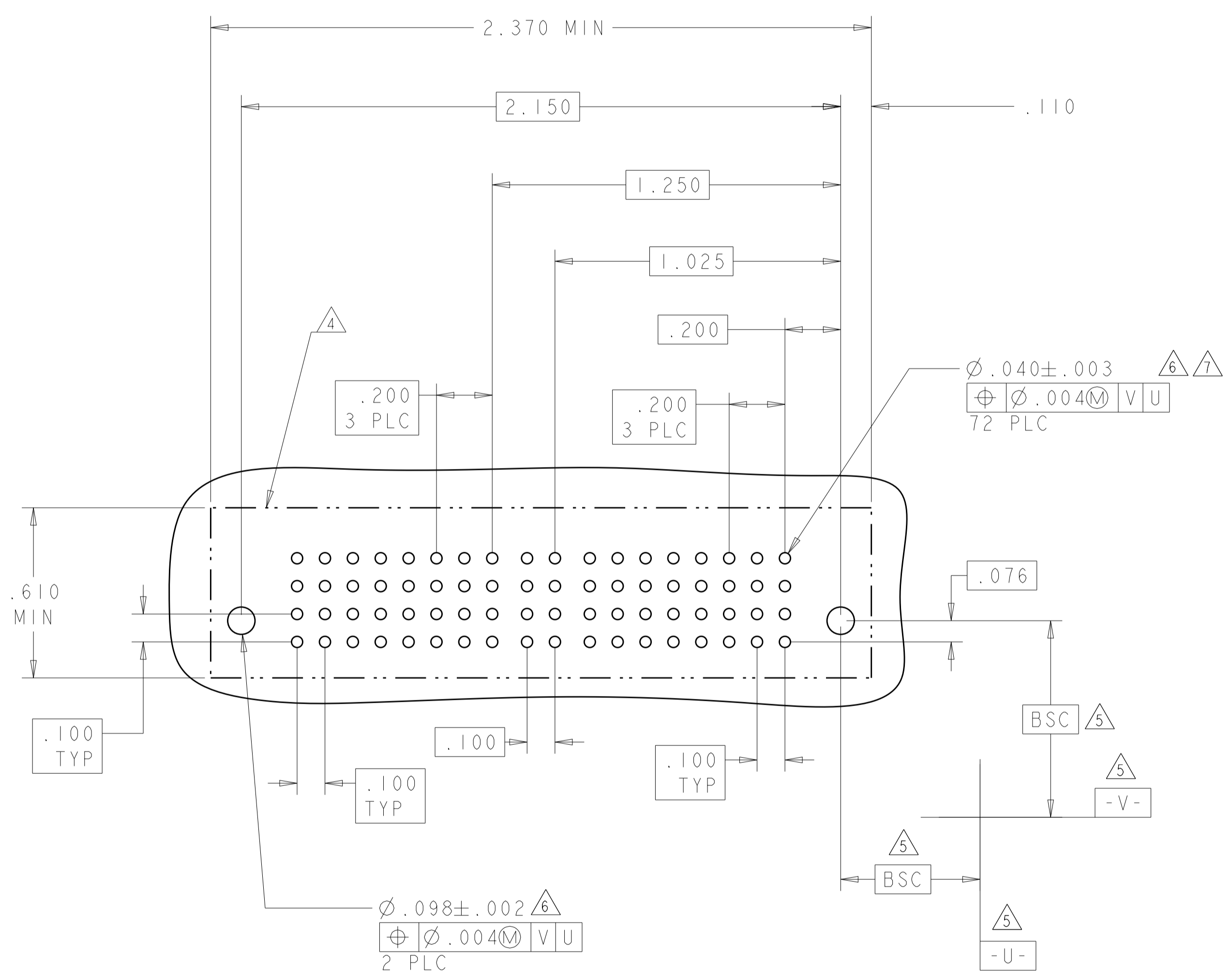


THIS DRAWING IS A CONTROLLED DOCUMENT.		DMN: D.ZHU	Z0DEC2007	<b>STE</b> TE Connectivity
DIMENSIONS: INCHES		CHK: S.ZHAO	Z0DEC2007	
TOLERANCES UNLESS OTHERWISE SPECIFIED:		NAME: VER RECEPT ASSEMBLY SHORT GUIDES, PRESS FIT MULTI-BEAM XLE		
0 PLC ± .01		SIZE: CAGE CODE DRAWING NO. RESTRICTED TO		
1 PLC ± .01		A100779C=6450860		
2 PLC ± .01		SCALE: N/A SHEET 11 OF 28 REV: K2		
3 PLC ± .005		CUSTOMER DRAWING		
4 PLC ± .0020				
ANGLES ± .020				
FINISH				

LOC	DIST	REVISIONS			
P	LTN	DESCRIPTION	DATE	DMN	APVD
ES	00	SEE SHEET 1			

PART NUMBER	ROWS	POWER				SIGNAL		POWER			
		P8	P7	P6	P5	2	1	P4	P3	P2	P1
I-6450860-4	D C B A	GS	GS	GS	GS	AP	AP	GS	GS	GS	GS
						AP	AP				
						AP	AP				
						AP	AP				
4HDP + 8S + 4HDP											

PART NUMBER	ROWS	POWER				SIGNAL					POWER			
		P8	P7	P6	P5	5	4	3	2	1	P4	P3	P2	P1
I-6450860-5	D C B A	GS	GS	GS	GS	AP	AP	AP	AP	AP	GS	GS	GS	GS
						AP	AP	AP	AP	AP				
						AP	AP	AP	AP	AP				
						AP	AP	AP	AP	AP				
4HDP + 20S + 4HDP														



THIS DRAWING IS A CONTROLLED DOCUMENT.

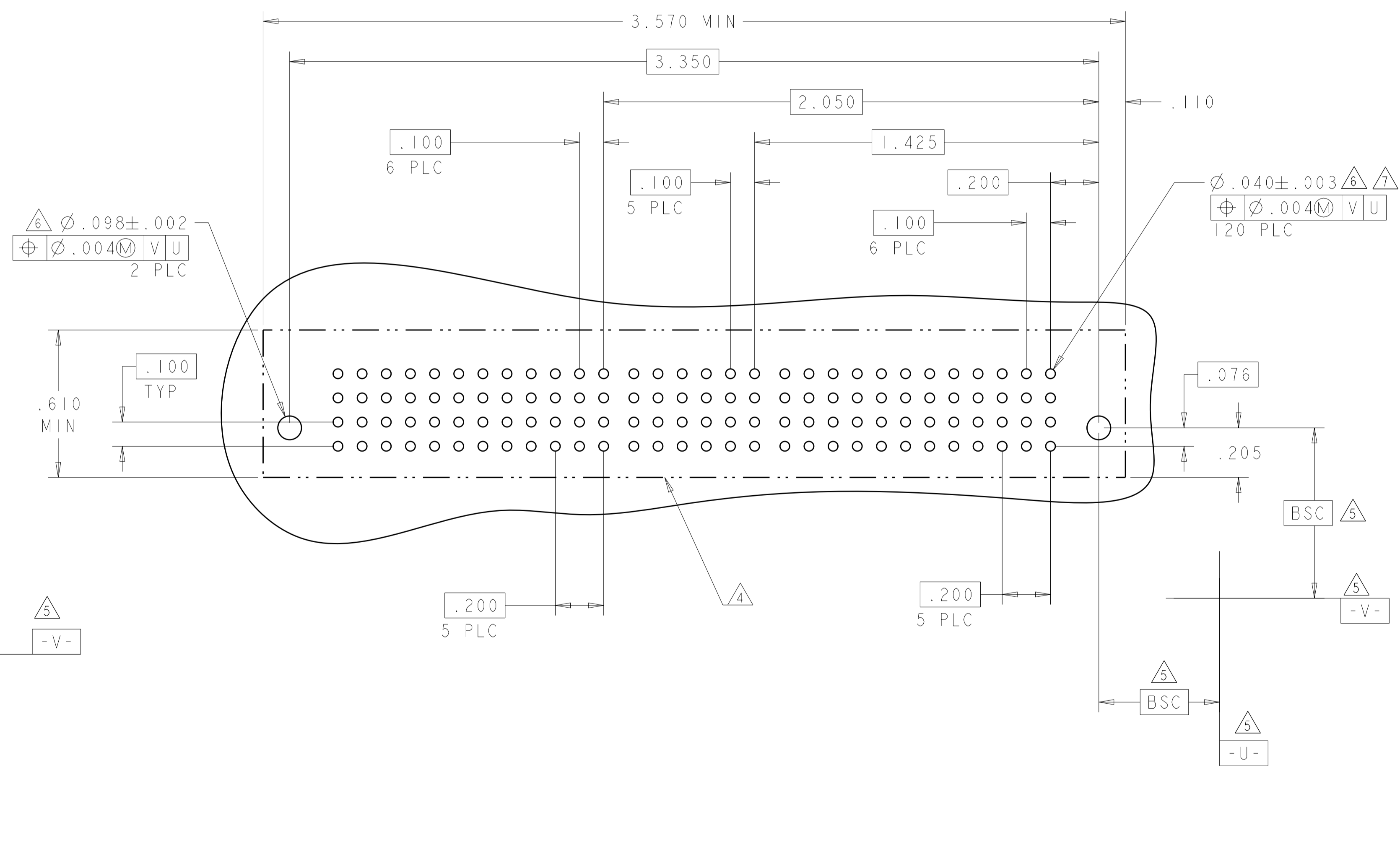
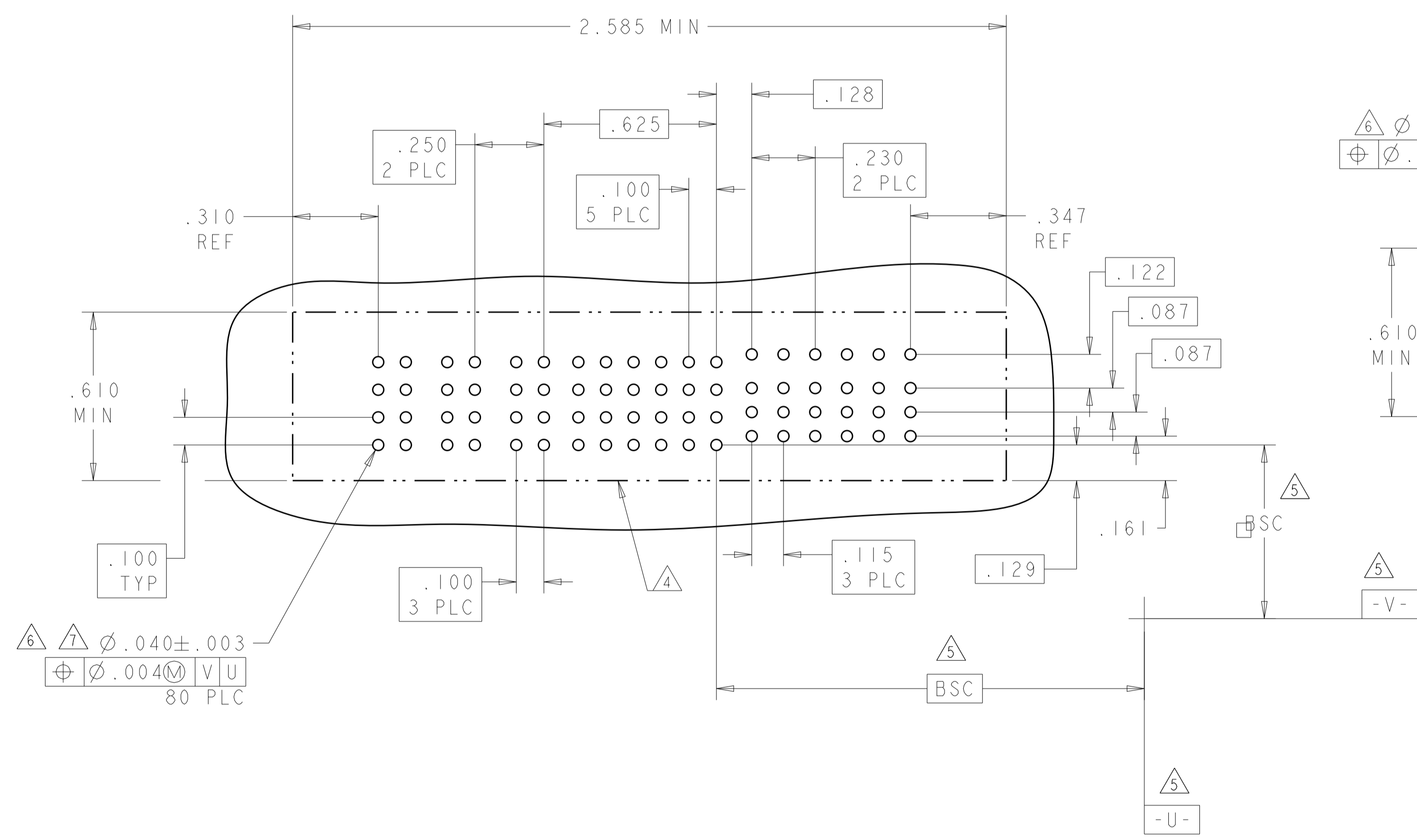
DIMENSIONS: INCHES	TOLERANCES UNLESS OTHERWISE SPECIFIED: 0 PLC ±. 1 PLC ±.01 2 PLC ±.01 3 PLC ±.005 4 PLC ±.0020 ANGLES ±7°	FINISH	FINISH
-----------------------	---	--------	--------

DMN: D. ZHU	20DEC2007	TE Connectivity
CHK: S. ZHAO	20DEC2007	
APVD: S. ZHAO		NAME: VER RECEP ASSEMBLY SHORT GUIDES, PRESS FIT MULTI-BEAM XLE
PRODUCT SPEC: 108-2292		SIZE: A
APPLICATION SPEC: 114-13251		CAGE CODE: 100779
WEIGHT: -		DRAWING NO: 6450860
CUSTOMER DRAWING		SCALE: N/A
		SHEET 12 OF 28
		REV: K2

LOC		DIST		REVISIONS			
ES	00	P	LTN	DESCRIPTION	DATE	DMN	APVD
				SEE SHEET 1			

PART NUMBER	ROWS	POWER			SIGNAL						POWER						
		P3	P2	P1	6	5	4	3	2	1	LP6	LP5	LP4	LP3	LP2	LP1	
I-6450860-6	D C B A	GS	GS	GS	AP	AP	AP	AP	AP	AP	LSI	LSI	LSI	LSI	LSI	LSI	LSI
					AP	AP	AP	AP	AP	AP							
					AP	AP	AP	AP	AP	AP							
6LP + 24S + 3P																	

PART NUMBER	ROWS	POWER						SIGNAL						POWER					
		P12	P11	P10	P9	P8	P7	6	5	4	3	2	1	P6	P5	P4	P3	P2	P1
I-6450860-7	D C B A	GS	GS	GS	GS	GS	GS	AP	AP	AP	AP	AP	AP	GS	GS	GS	GS	GS	GS
								AP	AP	AP	AP	AP	AP						
								AP	AP	AP	AP	AP	AP						
6HDP + 24S + 6HDP																			

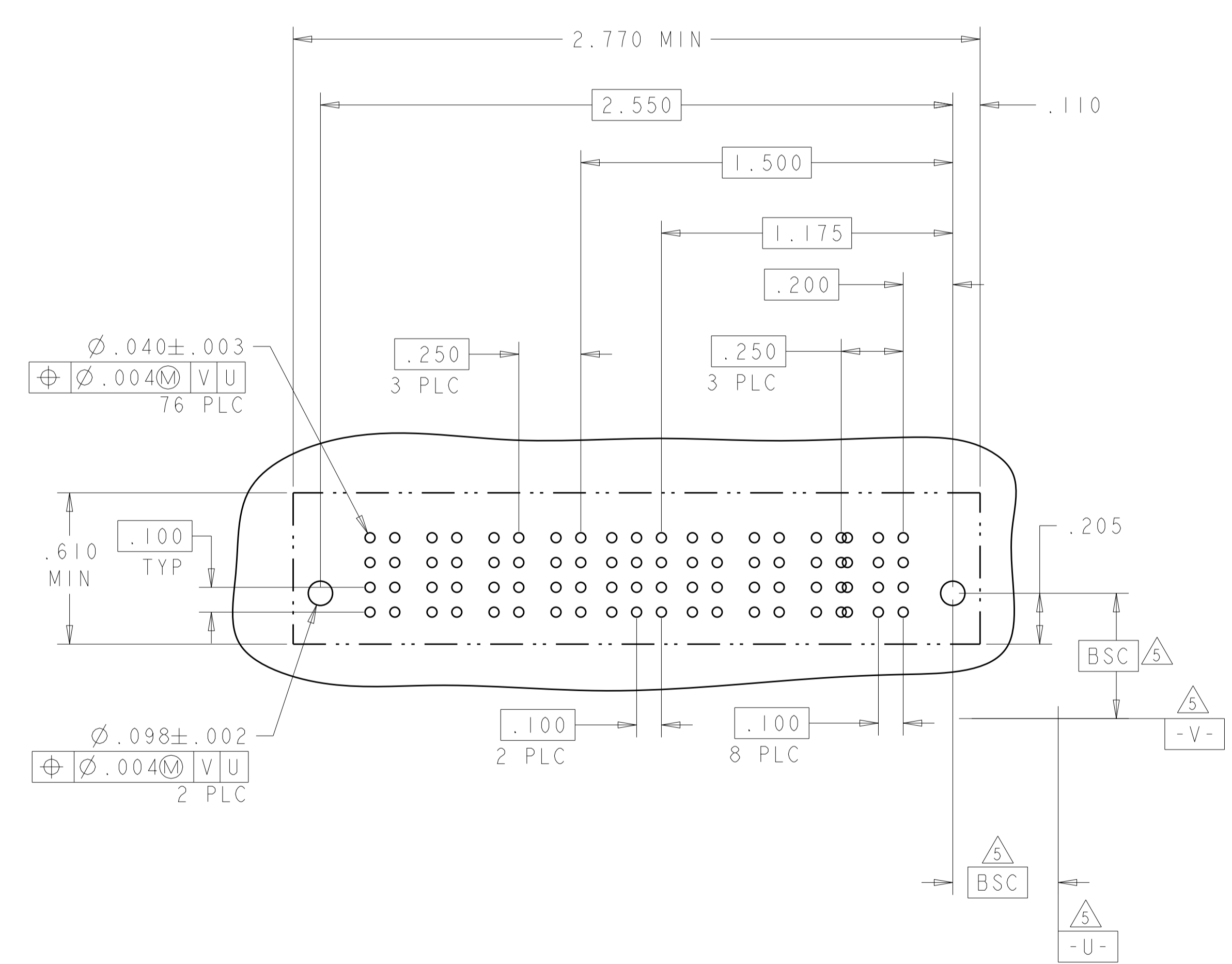
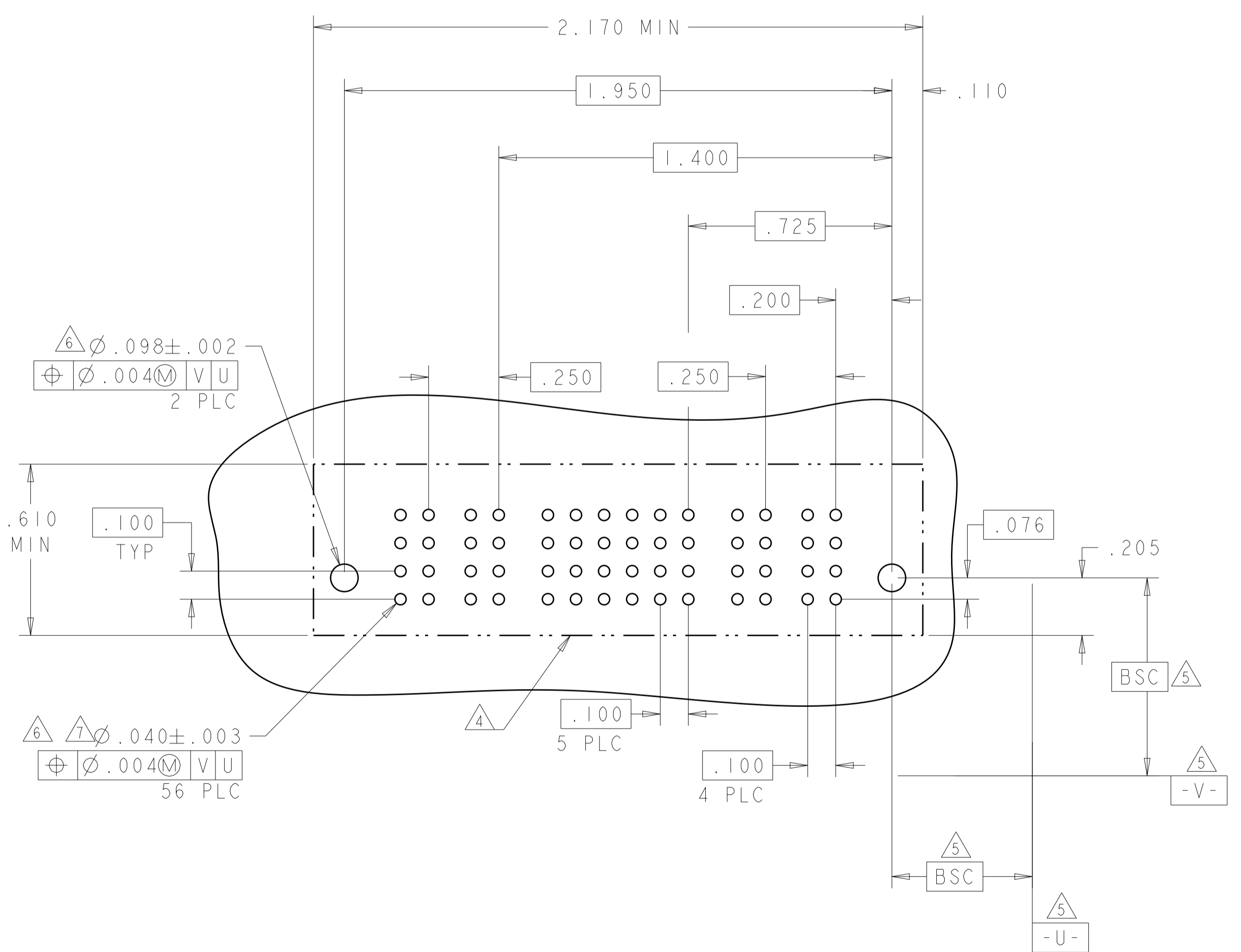


THIS DRAWING IS A CONTROLLED DOCUMENT.		DMN: D.ZHU	Z0DEC2007	<b>STE</b> TE Connectivity
DIMENSIONS: INCHES		CHK: S.ZHAO	Z0DEC2007	
TOLERANCES UNLESS OTHERWISE SPECIFIED:		APVD: S.ZHAO		VER RECEP ASSEMBLY SHORT GUIDES, PRESS FIT MULTI-BEAM XLE
0 PLC ±.01		PRODUCT SPEC		
1 PLC ±.01		APPLICATION SPEC		A100779C=6450860
2 PLC ±.01		WEIGHT		
3 PLC ±.005		CUSTOMER DRAWING		SCALE: N/A
4 PLC ±.0020		SIZE: 114-13251		SHEET 13 OF 28
ANGLES ±.020		FINISH		REV: K2
MATERIAL				

LOC	DIST	REVISIONS			
P	LTN	DESCRIPTION	DATE	DMN	APVD
ES	00	SEE SHEET 1			

PART NUMBER	ROWS	POWER		SIGNAL						POWER	
		P4	P3	6	5	4	3	2	1	P2	P1
2-6450860-0	D	GS	GS	AP	AP	AP	AP	AP	AP	GS	GS
	C			AP	AP	AP	AP	AP			
	B			AP	AP	AP	AP	AP			
	A			AP	AP	AP	AP	AP			
2P + 24S + 2P											

PART NUMBER	ROWS	POWER				SIGNAL			POWER			
		P8	P7	P6	P5	3	2	1	P4	P3	P2	P1
2-6450860-8	D	GS	GS	GS	GS	AP	AP	AP	GS	GS	GS	GS
	C					AP	AP	AP				
	B					AP	AP	AP				
	A					AP	AP	AP				
4P + 12S + 4P												



THIS DRAWING IS A CONTROLLED DOCUMENT.		DMN D. ZHU	Z0DEC2007	<b>STE</b> TE Connectivity
DIMENSIONS: INCHES		CHK S. ZHAO	Z0DEC2007	
TOLERANCES UNLESS OTHERWISE SPECIFIED:		APVD S. ZHAO	NAME	VER RECEP ASSEMBLY SHORT GUIDES, PRESS FIT MULTI-BEAM XLE
0 PLC ± .01		PRODUCT SPEC	108-2292	
1 PLC ± .01		APPLICATION SPEC	114-13251	SIZE CAGE CODE DRAWING NO
2 PLC ± .01		WEIGHT		A100779C=6450860
3 PLC ± .005		CUSTOMER DRAWING	SCALE N/A	SHEET 14 OF 28
4 PLC ± .0020				REV K2
ANGLES ± .2°				
FINISH				



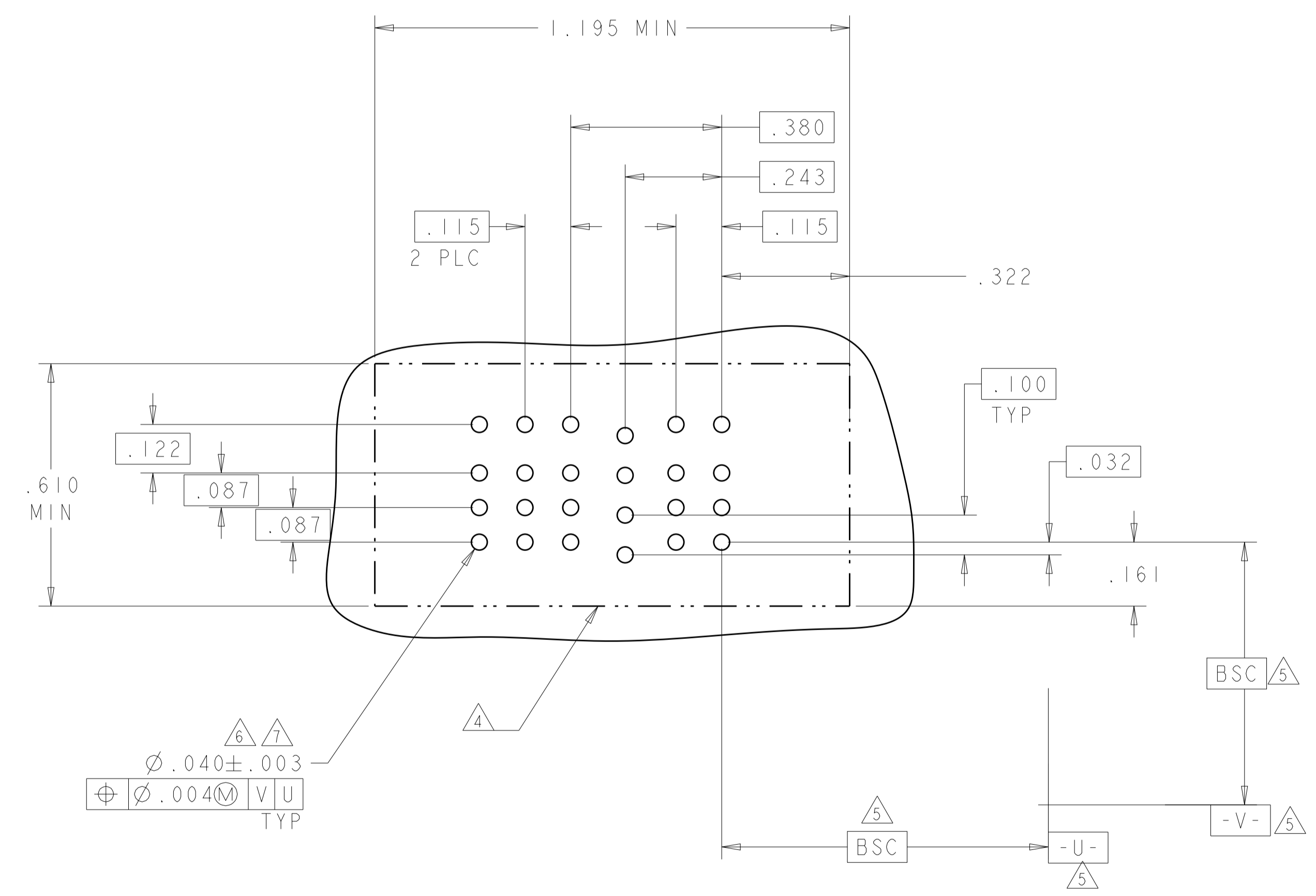
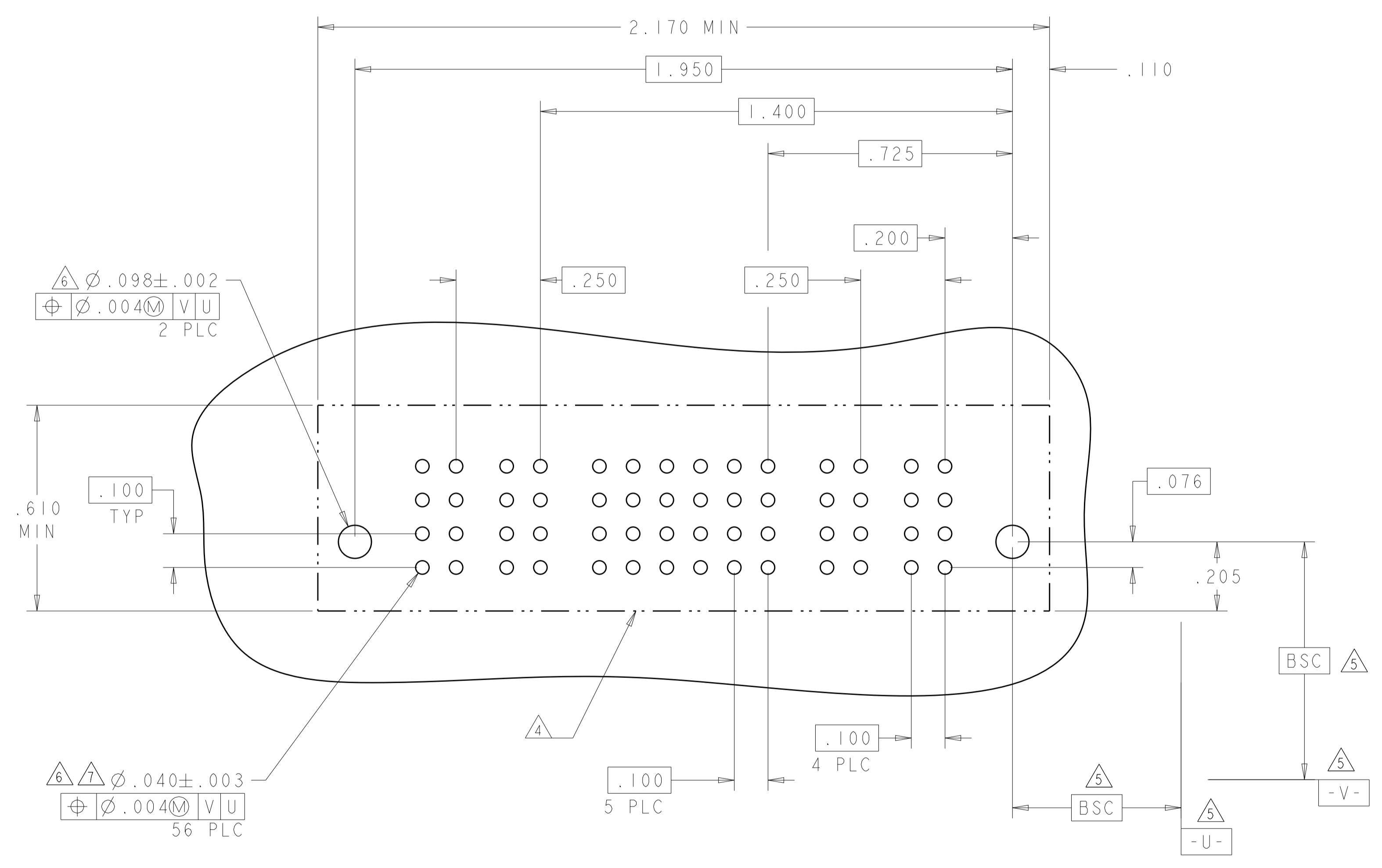




LOC	DIST	REVISIONS			
P	LTN	DESCRIPTION	DATE	DMN	APVD
ES	00	SEE SHEET 1			

PART NUMBER	ROWS	POWER		SIGNAL						POWER		
		P4	P3	6	5	4	3	2	1	P2	P1	
2-6450860-9	D	GS	GS	AP	AP	AP	AP	AP	AP	GS	GS	HD
	C			AP	AP	AP	AP	AP	AP			
	B			AP	AP	AP	AP	AP	AP			
	A			AP	AP	AP	AP	AP	AP			
2P + 24S + 2P												

PART NUMBER	ROWS	POWER			SIGNAL	POWER	
		P5	P4	P3	1	P2	P1
3-6450860-0	D	LSI	LSI	LSI	AP	LSI	LSI
	C				AP		
	B				AP		
	A				AP		
2LP + 4S + 3LP							



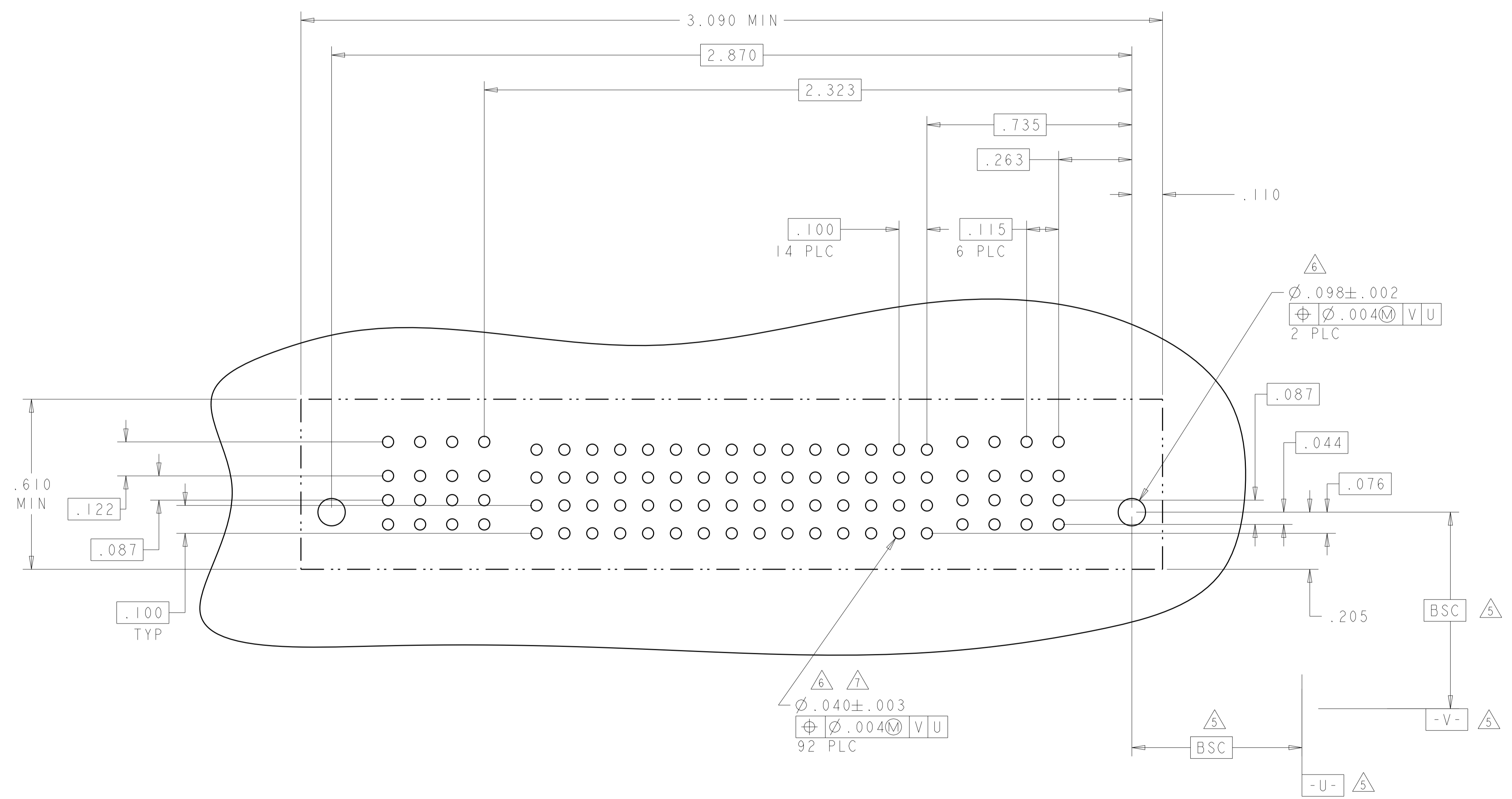
THIS DRAWING IS A CONTROLLED DOCUMENT.

DIMENSIONS: INCHES	TOLERANCES UNLESS OTHERWISE SPECIFIED: 0 PLC ±. 1 PLC ±.01 2 PLC ±.01 3 PLC ±.005 4 PLC ±.002 ANGLES ±.020 FINISH	DMN: D. ZHU CHK: S. ZHAO APVD: S. ZHAO	20DEC2007 20DEC2007	 TE Connectivity	
MATERIAL		NAME: VER RECEPT ASSEMBLY SHORT GUIDES, PRESS FIT MULTI-BEAM XLE	PRODUCT SPEC: 108-2292 APPLICATION SPEC: 114-13251 WEIGHT: -		
CUSTOMER DRAWING		SIZE: A1	CAGE CODE: 100779	DRAWING NO: 6450860	RESTRICTED TO: -
		SCALE: N/A	SHEET: 17	OF: 28	REV: K2

LOC	DIST	REVISIONS					
		P	LTN	DESCRIPTION	DATE	DWN	APVD
ES	00	-	-	SEE SHEET 1	-	-	-

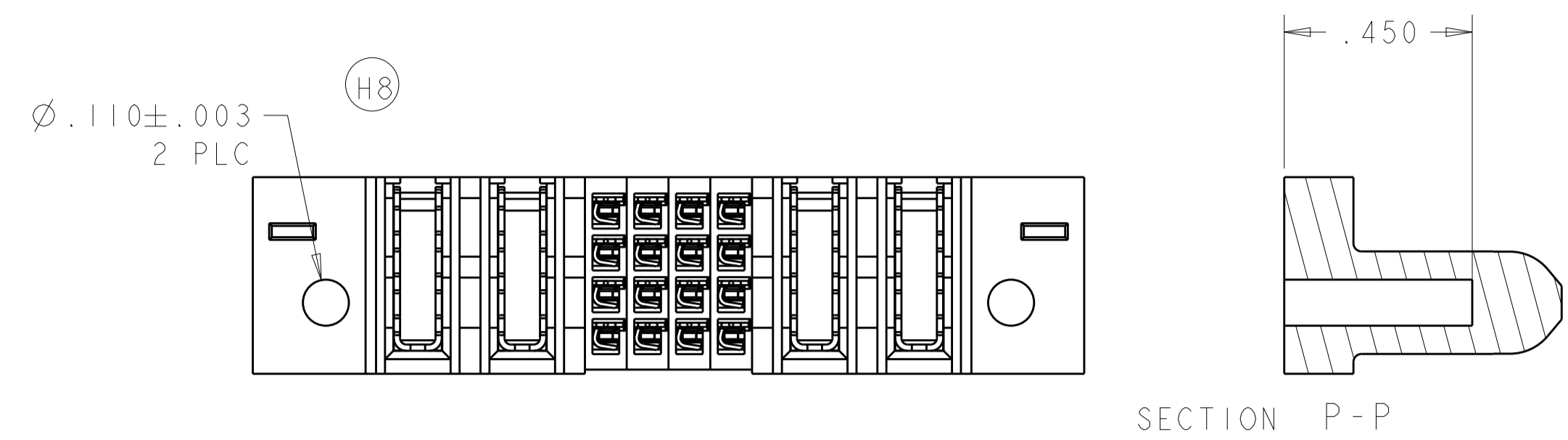
G4

PART NUMBER	ROWS	POWER				SIGNAL																POWER						
		P8	P7	P6	P5	15	14	13	12	11	10	9	8	7	6	5	4	3	2	1	P4	P3	P2	P1				
3-6450860-1	D	LSI	LSI	LSI	LSI	AP	AP	AP	AP	AP	AP	AP	AP	AP	AP	AP	AP	AP	AP	AP	AP	AP	LSI	LSI	LSI	LSI		
	C					AP	AP	AP	AP	AP	AP	AP	AP	AP	AP	AP	AP	AP	AP	AP	AP	AP	AP	LSI	LSI	LSI	LSI	
	B					AP	AP	AP	AP	AP	AP	AP	AP	AP	AP	AP	AP	AP	AP	AP	AP	AP	AP	AP	LSI	LSI	LSI	LSI
	A					AP	AP	AP	AP	AP	AP	AP	AP	AP	AP	AP	AP	AP	AP	AP	AP	AP	AP	AP	LSI	LSI	LSI	LSI
4LP + 60S + 4LP																												

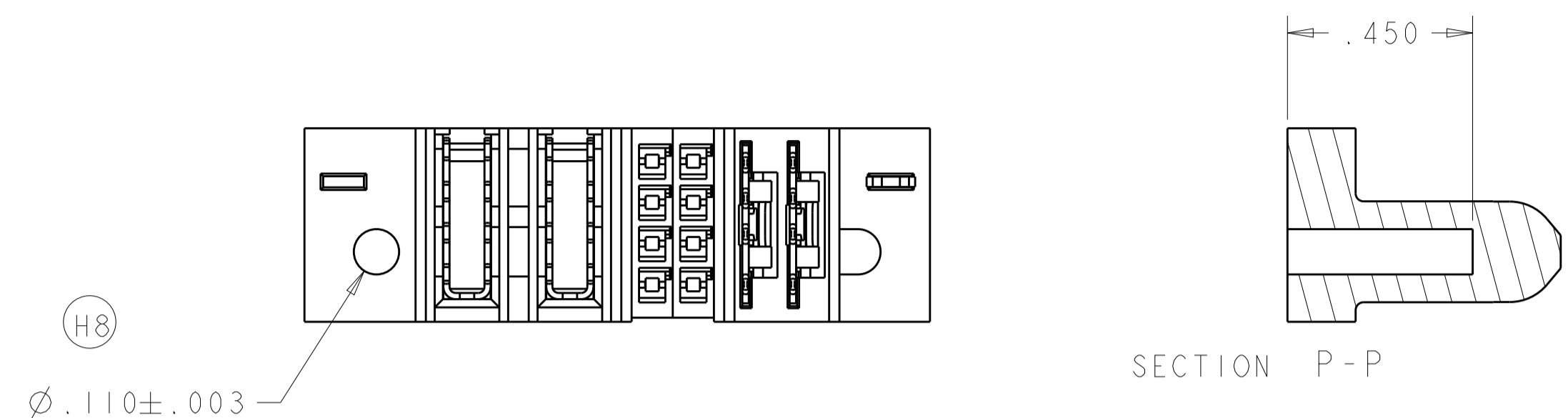


THIS DRAWING IS A CONTROLLED DOCUMENT.		DWN: D. ZHU	20DEC2007	TE Connectivity
DIMENSIONS: INCHES		CHK: S. ZHAO	20DEC2007	
TOLERANCES UNLESS OTHERWISE SPECIFIED: 0 PLC ±. 1 PLC ±.01 2 PLC ±.01 3 PLC ±.005 4 PLC ±.0020 ANGLES ±.2°		APVD: S. ZHAO		NAME: VER RECEP ASSEMBLY SHORT GUIDES, PRESS FIT MULTI-BEAM XLE
MATERIAL: -		PRODUCT SPEC: 108-2292 APPLICATION SPEC: 114-13251 WEIGHT: -		SIZE: A1 CAGE CODE: 00779 DRAWING NO: C=6450860
FINISH: -		CUSTOMER DRAWING		RESTRICTED TO: - SCALE: N/A SHEET: 18 OF 28 REV: K2

LOC	DIST	REV	DATE	BY	APPV
ES	00				
REVISIONS			DESCRIPTION	DATE	BY
			SEE SHEET 1		



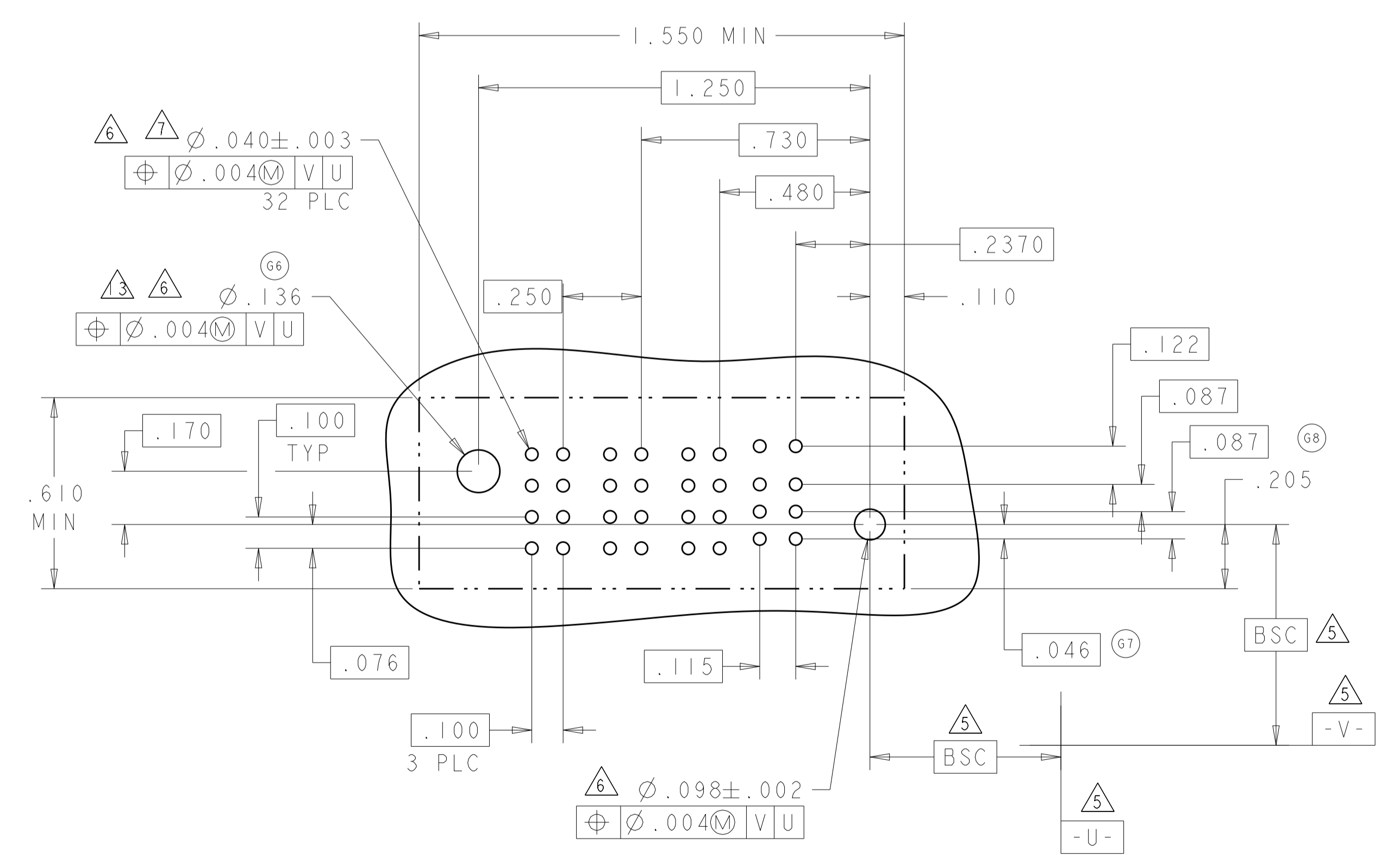
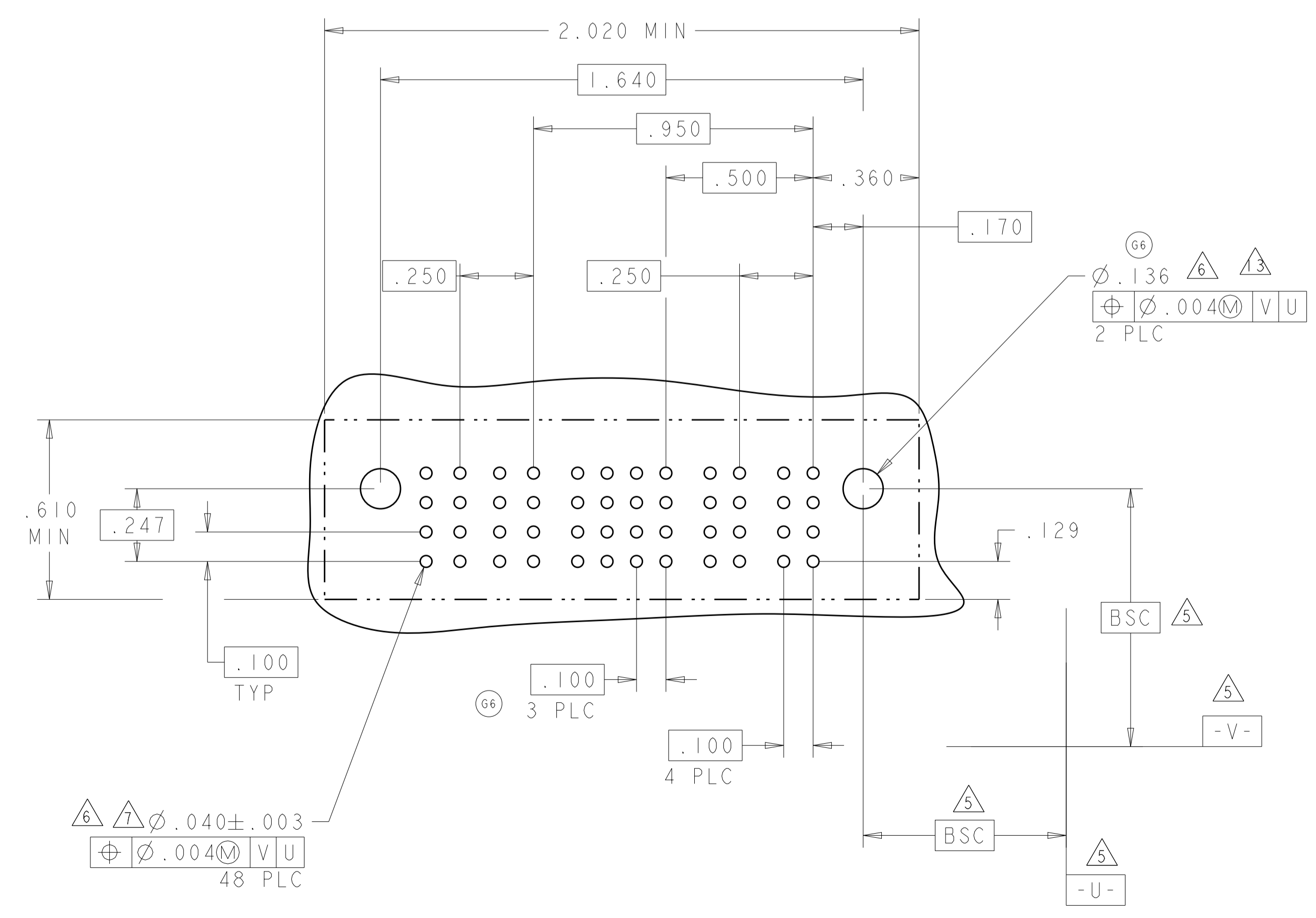
3-6450860-2



3-6450860-3

PART NUMBER	ROWS	POWER		SIGNAL				POWER	
		P4	P3	3	2	1	2	P2	P1
3-6450860-2	D C B A	GS	GS	AP	AP	AP	AP	GS	GS
		2P + 16S + 2P							

PART NUMBER	ROWS	POWER		SIGNAL		POWER	
		P4	P3	2	1	P2	P1
3-6450860-3	D C B A	GS	GS	AP	AP	LSI	LSI
		2LP + 8S + 2P					



THIS DRAWING IS A CONTROLLED DOCUMENT.

DIMENSIONS:	TOLERANCES UNLESS OTHERWISE SPECIFIED:	DRN: D. ZHU	20DEC2007
INCHES:	0 PLC ± .01	CHK: S. ZHAO	20DEC2007
	1 PLC ± .01	APPV: S. ZHAO	
	2 PLC ± .01	PRODUCT SPEC	
	3 PLC ± .005	108-2292	
	4 PLC ± .002	APPLICATION SPEC	
	ANGLES ± .0020	114-13251	
MATERIAL:	FINISH:	WEIGHT:	

VER RECEPTOR ASSEMBLY  
SHORT GUIDES, PRESS FIT  
MULTI-BEAM XLE

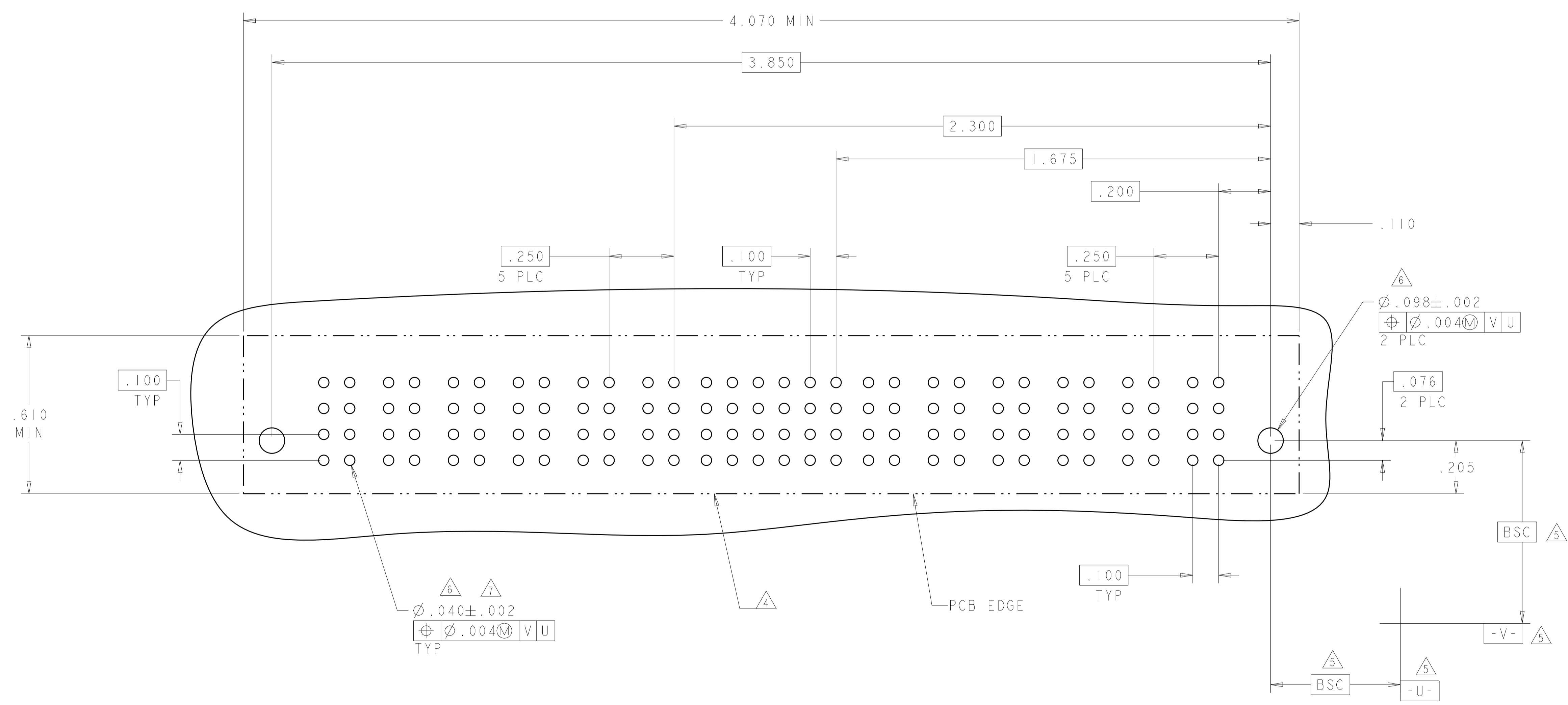
SIZE: A1  
CAGE CODE: 100779  
DRAWING NO: 6450860

CUSTOMER DRAWING

SCALE: N/A  
SHEET: 19 OF 28  
REV: K2

LOC	DIST	REVISIONS					
		P	LTN	DESCRIPTION	DATE	DMN	APVD
ES	00	-	-	SEE SHEET 1	-	-	-

PART NUMBER	ROWS	POWER						SIGNAL						POWER					
		P12	P11	P10	P9	P8	P7	6	5	4	3	2	1	P6	P5	P4	P3	P2	P1
3-6450860-5	D	GS	GS	GS	GS	GS	GS	AP	AP	AP	AP	AP	AP	GS	GS	GS	GS	GS	GS
	C							AP	AP	AP	AP	AP	AP						
	B							AP	AP	AP	AP	AP	AP						
	A							AP	AP	AP	AP	AP	AP						
6P + 24S + 6P		HD		HD		HD		HD		HD		HD		HD		HD		HD	



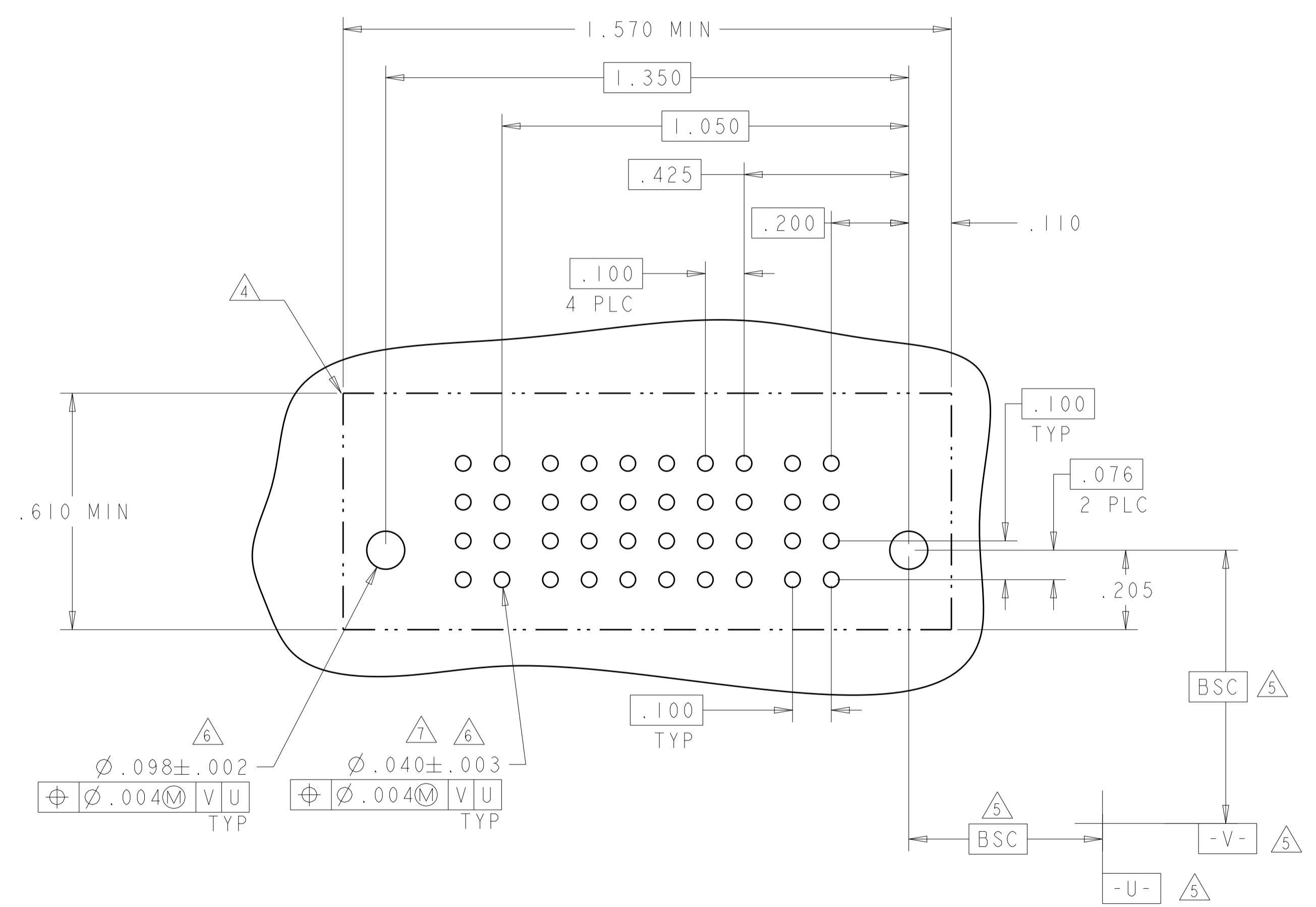
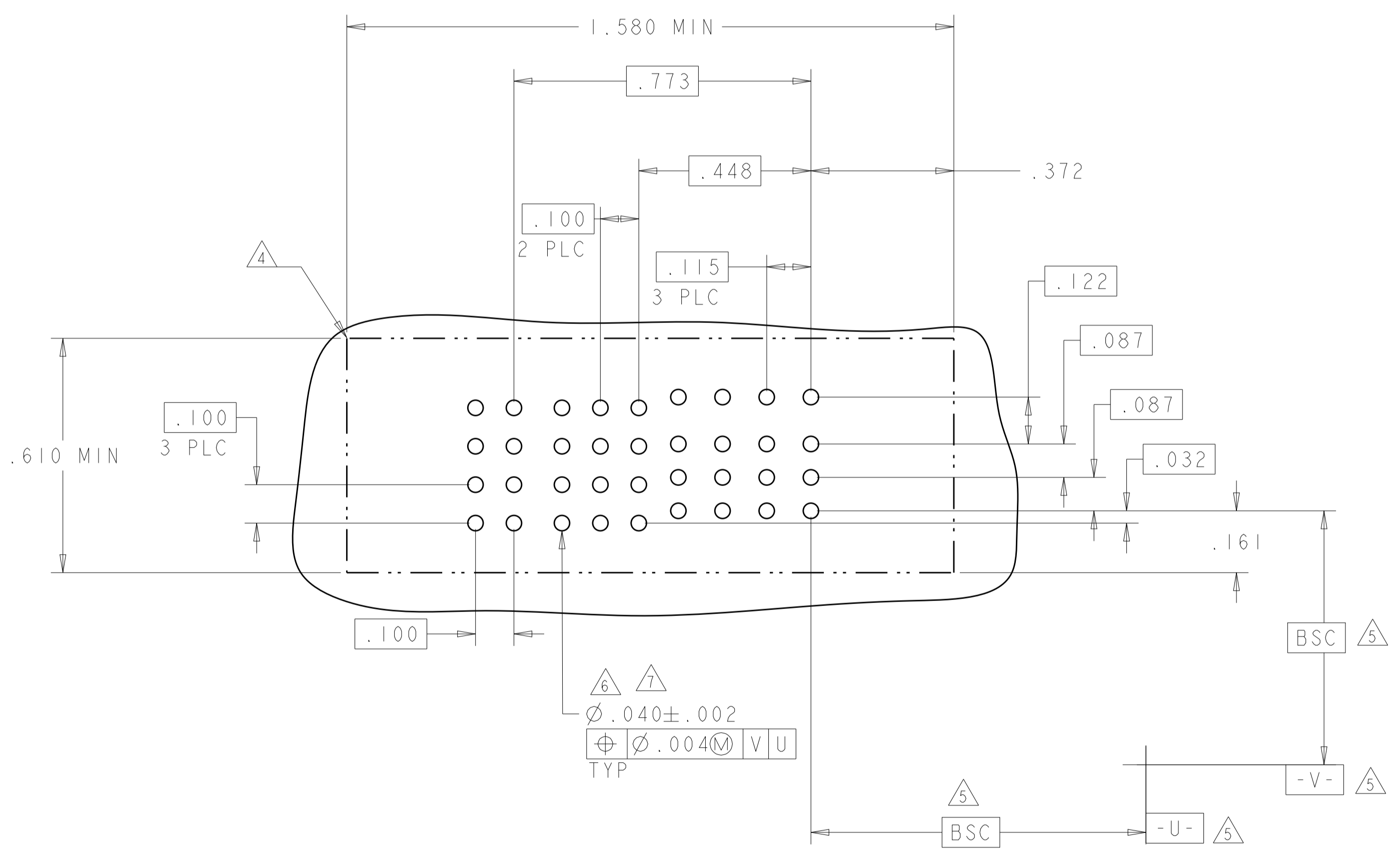
THIS DRAWING IS A CONTROLLED DOCUMENT.		DMN D. ZHU	Z0DEC2007	TE Connectivity
DIMENSIONS: INCHES		CHK S. ZHAO	Z0DEC2007	
TOLERANCES UNLESS OTHERWISE SPECIFIED: 0 PLC ±. 1 PLC ±.01 2 PLC ±.01 3 PLC ±.005 4 PLC ±.0020 ANGLES ±.7°		APVD S. ZHAO	-	NAME VER RECEP ASSEMBLY SHORT GUIDES, PRESS FIT MULTI-BEAM XLE
MATERIAL		PRODUCT SPEC 108-2292	APPLICATION SPEC 114-13251	SIZE A100779
FINISH		WEIGHT	CAGE CODE 6450860	RESTRICTED TO
CUSTOMER DRAWING		SCALE N/A	SHEET 20	OF 28



LOC		DIST		REVISIONS			
ES	00	P	LTN	DESCRIPTION	DATE	DMN	APVD
				SEE SHEET 1			

PART NUMBER	ROWS		POWER			SIGNAL				POWER						
			PI	3	2	1	LP4	LP3	LP2	LP1						
3-6450860-9	D C B A	GS	AP	AP	AP											
			AP	AP	AP											
			AP	AP	AP											
			AP	AP	AP											
4LP + 12S + IP																

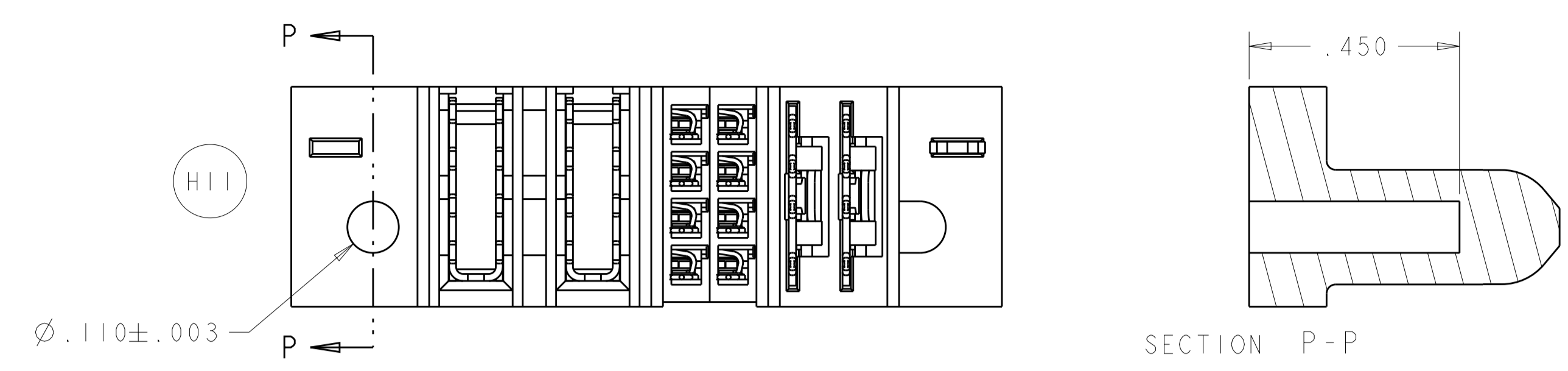
PART NUMBER	ROWS		POWER		SIGNAL						POWER			
			P2	P1	6	5	4	3	2	1	P1	P2		
4-6450860-0	D C B A	GS	AP	AP	AP	AP	AP	AP	AP	AP	AP	AP	AP	AP
			AP	AP	AP	AP	AP	AP	AP	AP	AP	AP	AP	AP
			AP	AP	AP	AP	AP	AP	AP	AP	AP	AP	AP	AP
			AP	AP	AP	AP	AP	AP	AP	AP	AP	AP	AP	AP
IP + 24S + IP														



THIS DRAWING IS A CONTROLLED DOCUMENT.		DMN: D.ZHU	20DEC2007	TE Connectivity
DIMENSIONS: INCHES		CHK: S.ZHAO	20DEC2007	
TOLERANCES UNLESS OTHERWISE SPECIFIED:		APVD: S.ZHAO		NAME: VER RECEPT ASSEMBLY SHORT GUIDES, PRESS FIT MULTI-BEAM XLE
0 PLC ±. 1 PLC ±.01 2 PLC ±.01 3 PLC ±.005 4 PLC ±.002 ANGLES ±.020 FINISH		PRODUCT SPEC: 108-2292	APPLICATION SPEC: 114-13251	SIZE: A
MATERIAL:		WEIGHT:	SCALE: N/A	SHEET 22 OF 28
CUSTOMER DRAWING		CAGE CODE: 100779		DRAWING NO: 6450860

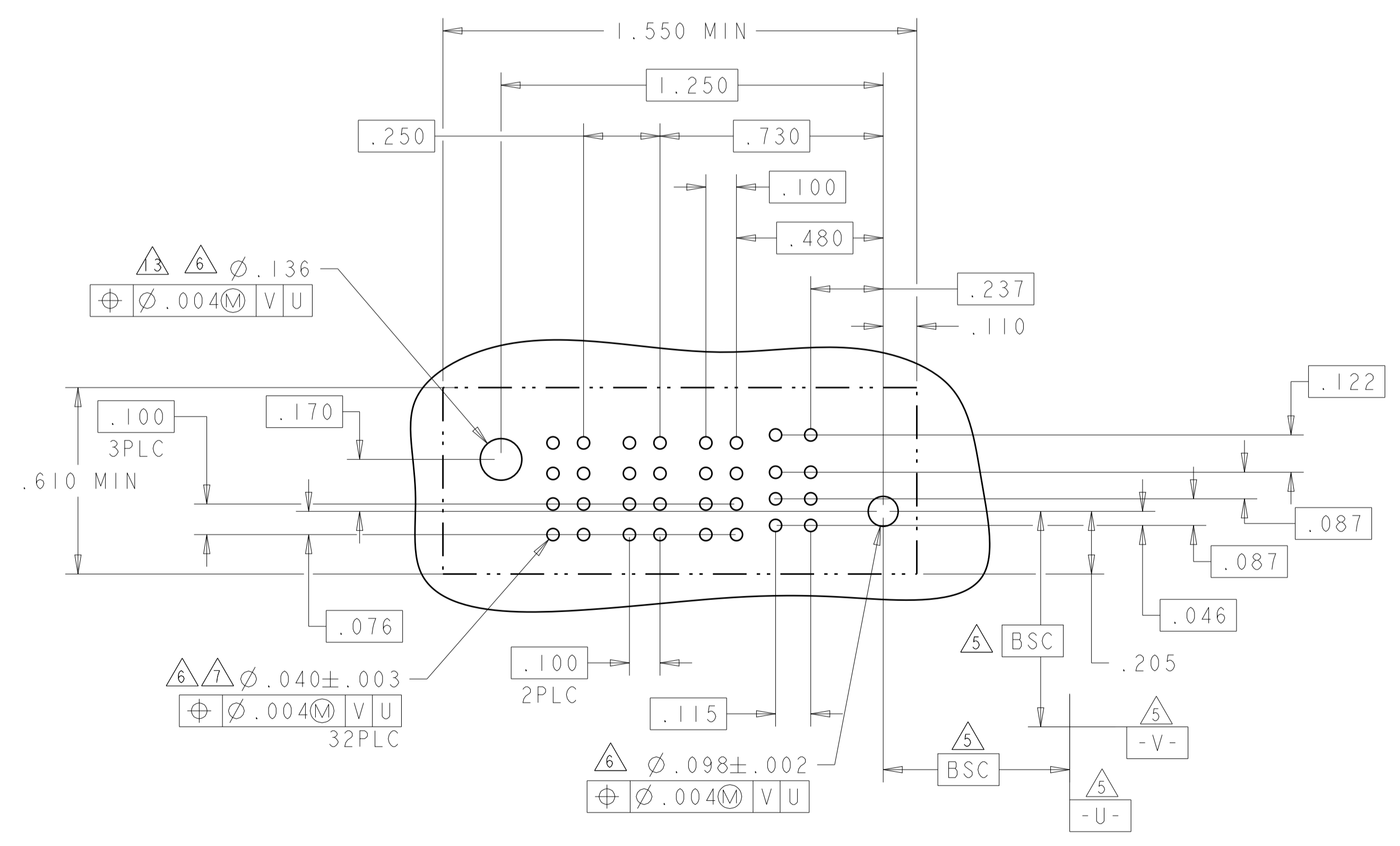


LOC	DIST	REVISIONS			
P	LTN	DESCRIPTION	DATE	DMN	APVD
ES	00	SEE SHEET 1	-	-	-



4-6450860-2

PART NUMBER	ROWS	POWER		SIGNAL		POWER	
		P4	P3	2	1	P2	P1
4-6450860-2	D C B A	GS	GP	AP	AP	LSI	LSI
2LP + 8S + 2P						HD	



RECOMMENDED PCB LAYOUT

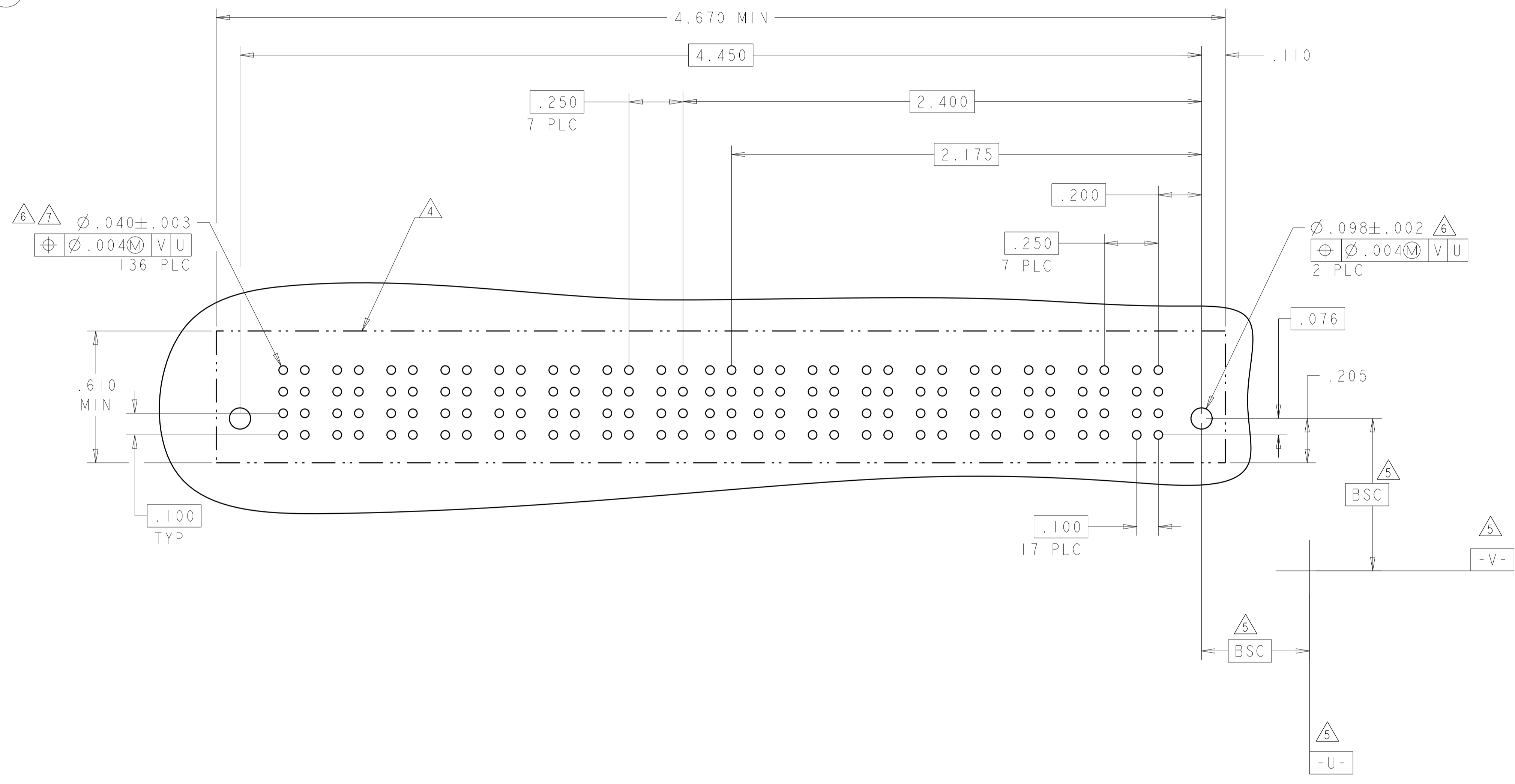
THIS DRAWING IS A CONTROLLED DOCUMENT.		DMN D.ZHU 20DEC2007	TE Connectivity
DIMENSIONS: INCHES		CHK S.ZHAO 20DEC2007	
		APVD S.ZHAO	NAME VER RECEP ASSEMBLY SHORT GUIDES, PRESS FIT MULTI-BEAM XLE
TOLERANCES UNLESS OTHERWISE SPECIFIED:		PRODUCT SPEC	SIZE CAGE CODE DRAWING NO RESTRICTED TO
0 PLC ±		108-2292	A100779C=6450860
1 PLC ±.01		APPLICATION SPEC	SCALE N/A SHEET 24 OF 28 REV K2
2 PLC ±.01		114-13251	
3 PLC ±.005		WEIGHT	
4 PLC ±.0020		CUSTOMER DRAWING	
ANGLES ±.2°			
FINISH			



LOC		DIST		REVISIONS			
ES	00	P	LTN	DESCRIPTION	DATE	DWN	APVD
		-		SEE SHEET 1			

PART NUMBER	ROWS	POWER								SIGNAL		POWER							
		P16	P15	P14	P13	P12	P11	P10	P9	2	1	P8	P7	P6	P5	P4	P3	P2	P1
4-6450860-4	D C B A	GS	GS	GS	GS	GS	GS	GS	GS	AP	AP	GS	GS	GS	GS	GS	GS	GS	GS
8P + 8S + 8P																			

J2

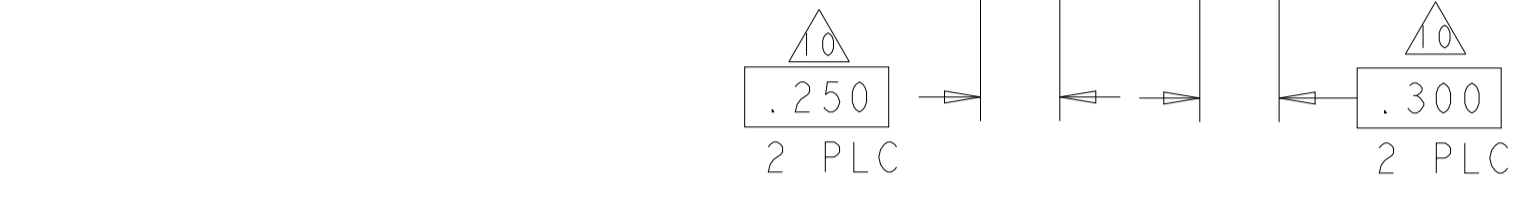


THIS DRAWING IS A CONTROLLED DOCUMENT.		DWN: D. ZHU	20DEC2007	TE Connectivity
DIMENSIONS: INCHES		CHK: S. ZHAO	20DEC2007	
DIMENSIONS: INCHES 		TOLERANCES UNLESS OTHERWISE SPECIFIED: 0 PLC ± 1 PLC ±.01 2 PLC ±.01 3 PLC ±.005 4 PLC ±.0020 ANGLES ±.2°		NAME: VER RECEP ASSEMBLY SHORT GUIDES, PRESS FIT MULTI-BEAM XLE
MATERIAL: -		APVD: S. ZHAO PRODUCT SPEC: 108-2292 APPLICATION SPEC: 114-13251 WEIGHT: -		SIZE: A1 CAGE CODE: 6450860 CUSTOMER DRAWING
4805 (3/11)		SCALE: N/A		SHEET: 25 OF 28 REV: K2

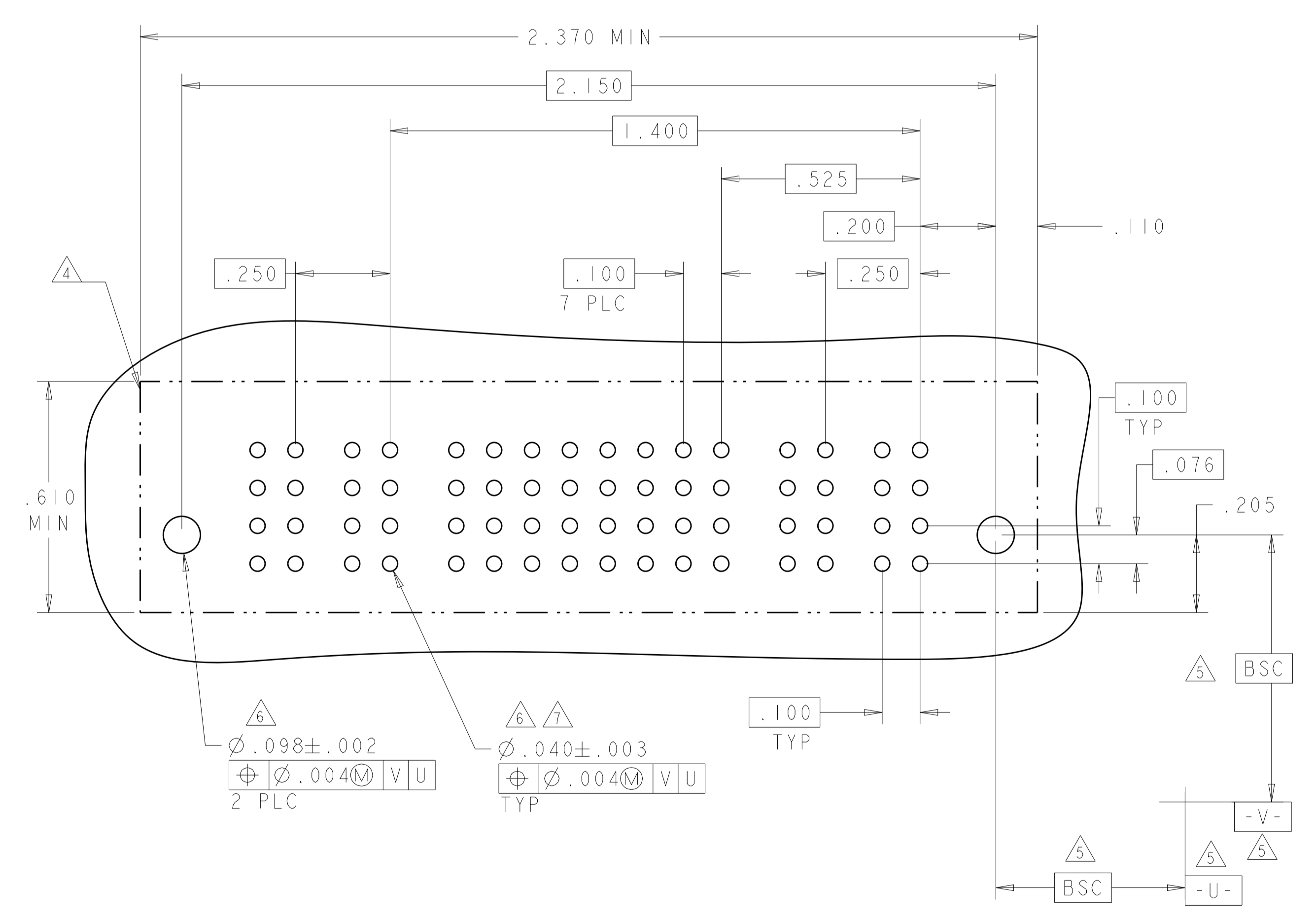
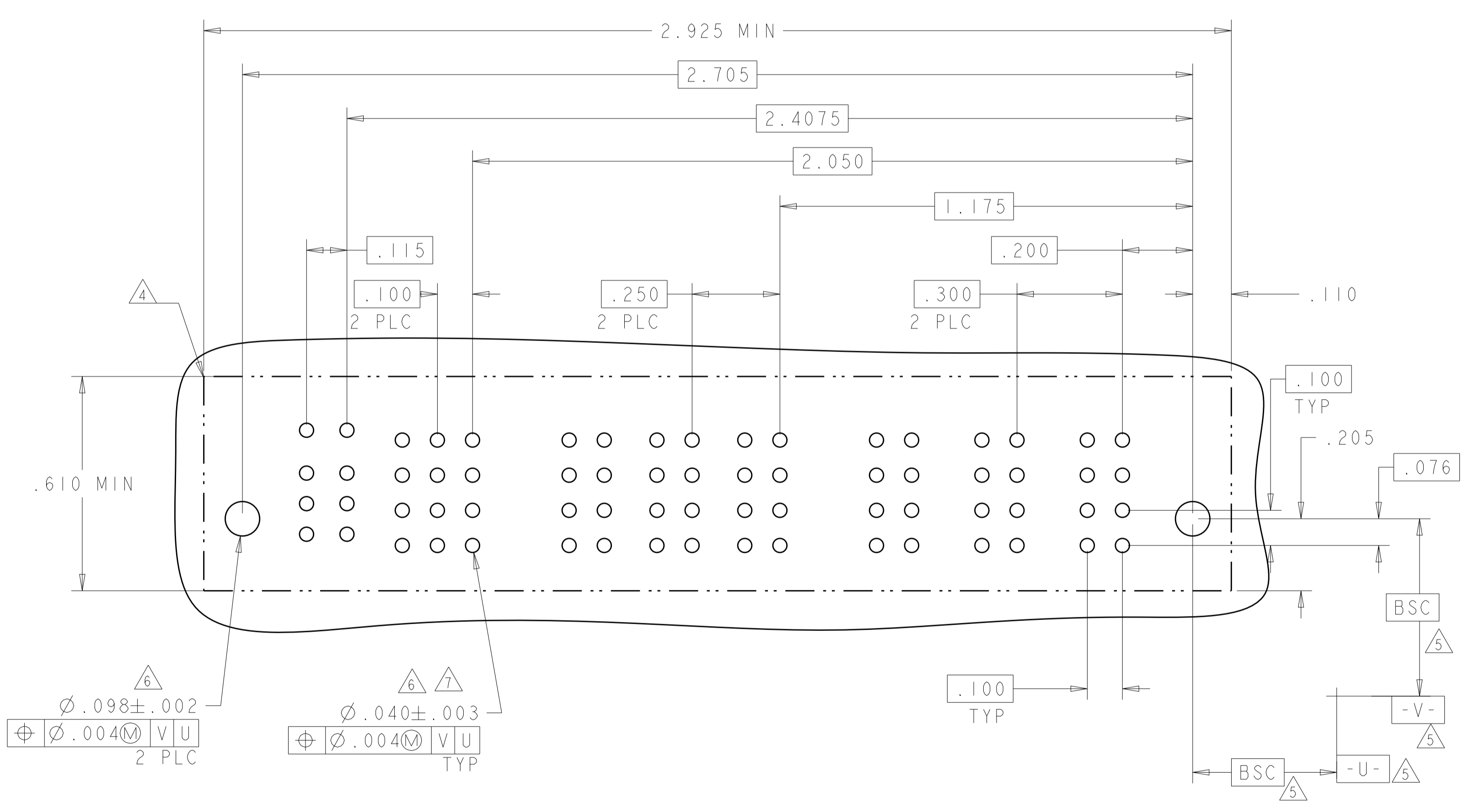
LOC		DIST		REVISIONS			
ES	00	P	LTN	DESCRIPTION	DATE	OWN	APVD
		-		SEE SHEET 1			

PART NUMBER	ROWS	POWER			SIGNAL			POWER					
		P8	P7		3	2	1	P6	P5	P4	P3	P2	P1
4-6450860-5	D				AP	AP	AP						
	C				AP	AP	AP						
	B				AP	AP	AP						
	A	HD			AP	AP	AP						

PART NUMBER	ROWS	POWER		SIGNAL								POWER		
		P4	P3	8	7	6	5	4	3	2	1	P2	P1	
4-6450860-6	D			AP	AP	AP	AP	AP	AP	AP	AP	AP	AP	AP
	C			AP	AP	AP	AP	AP	AP	AP	AP	AP	AP	
	B			AP	AP	AP	AP	AP	AP	AP	AP	AP	AP	
	A	HD			AP	AP	AP	AP	AP	AP	AP	AP	AP	



2P + 32S + 2P



THIS DRAWING IS A CONTROLLED DOCUMENT.

DIMENSIONS:	TOLERANCES UNLESS OTHERWISE SPECIFIED:	OWN: D. ZHU	20DEC2007	 TE Connectivity
INCHES	0 PLC ±.01	CHK: S. ZHAO	20DEC2007	
	1 PLC ±.01	APVD: S. ZHAO		
	2 PLC ±.01			
	3 PLC ±.01			NAME: VER RECEPT ASSEMBLY
	4 PLC ±.005			PRODUCT SPEC: 108-2292
	5 PLC ±.002			APPLICATION SPEC: 114-13251
	ANGLES ±.020			SIZE: A100779
MATERIAL:	FINISH:	WEIGHT:		CAGE CODE: 6450860
				SCALE: N/A
				SHEET 26 OF 28
				REV: K2

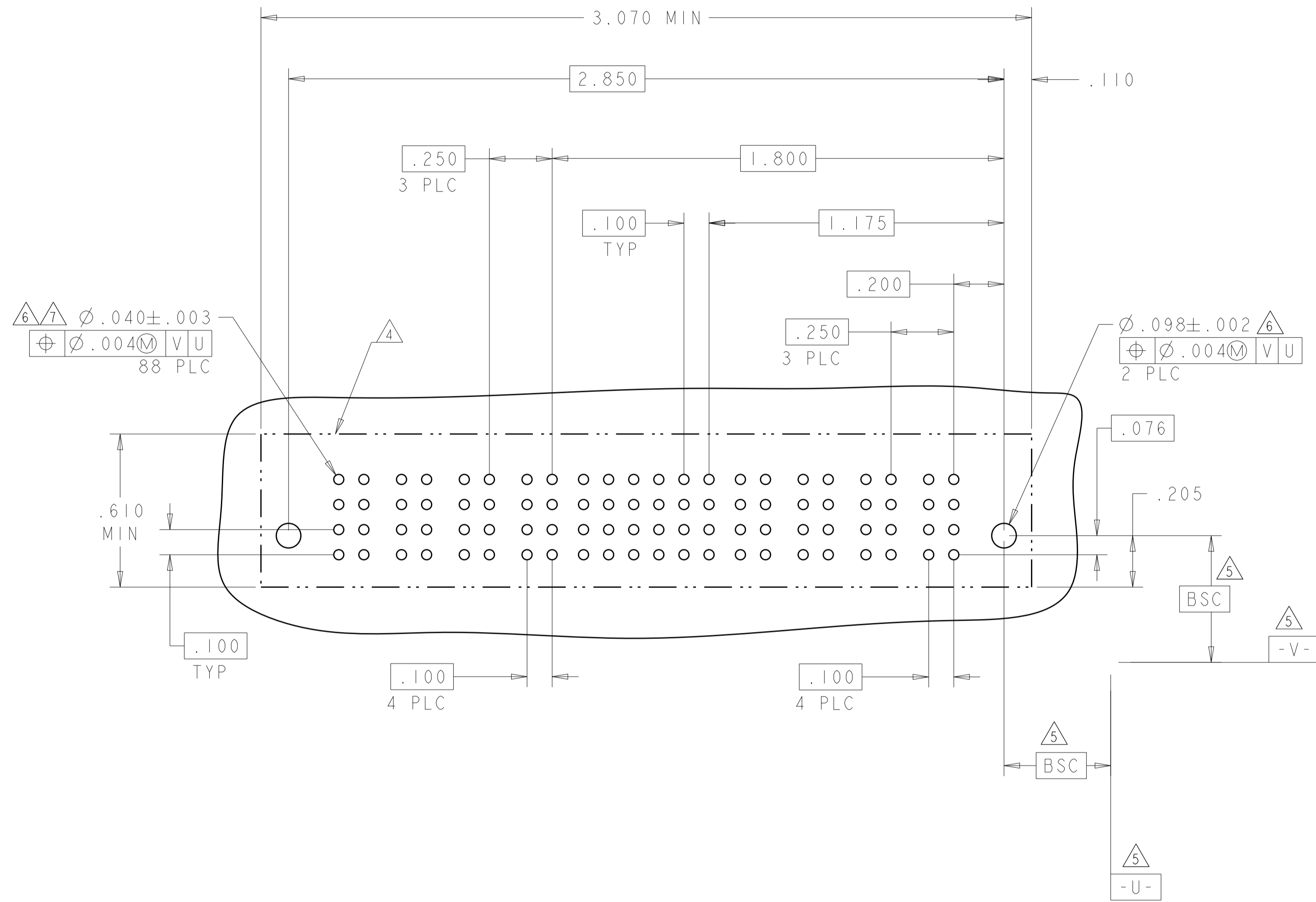
LOC		DIST		REVISIONS				
ES	00	P	LTN	DESCRIPTION	DATE	OWN	APVD	
		-		SEE SHEET 1				

PART NUMBER	ROWS	POWER				SIGNAL					POWER				
		P8	P7	P6	P5	6	5	4	3	2	1	P4	P3	P2	P1
4-6450860-7	D	GS	GS	GS	GS	AP	AP	AP	AP	AP	AP	GS	GS	GS	GS
	C					AP	AP	AP	AP	AP					
	B					AP	AP	AP	AP	AP					
	A					AP	AP	AP	AP	AP					

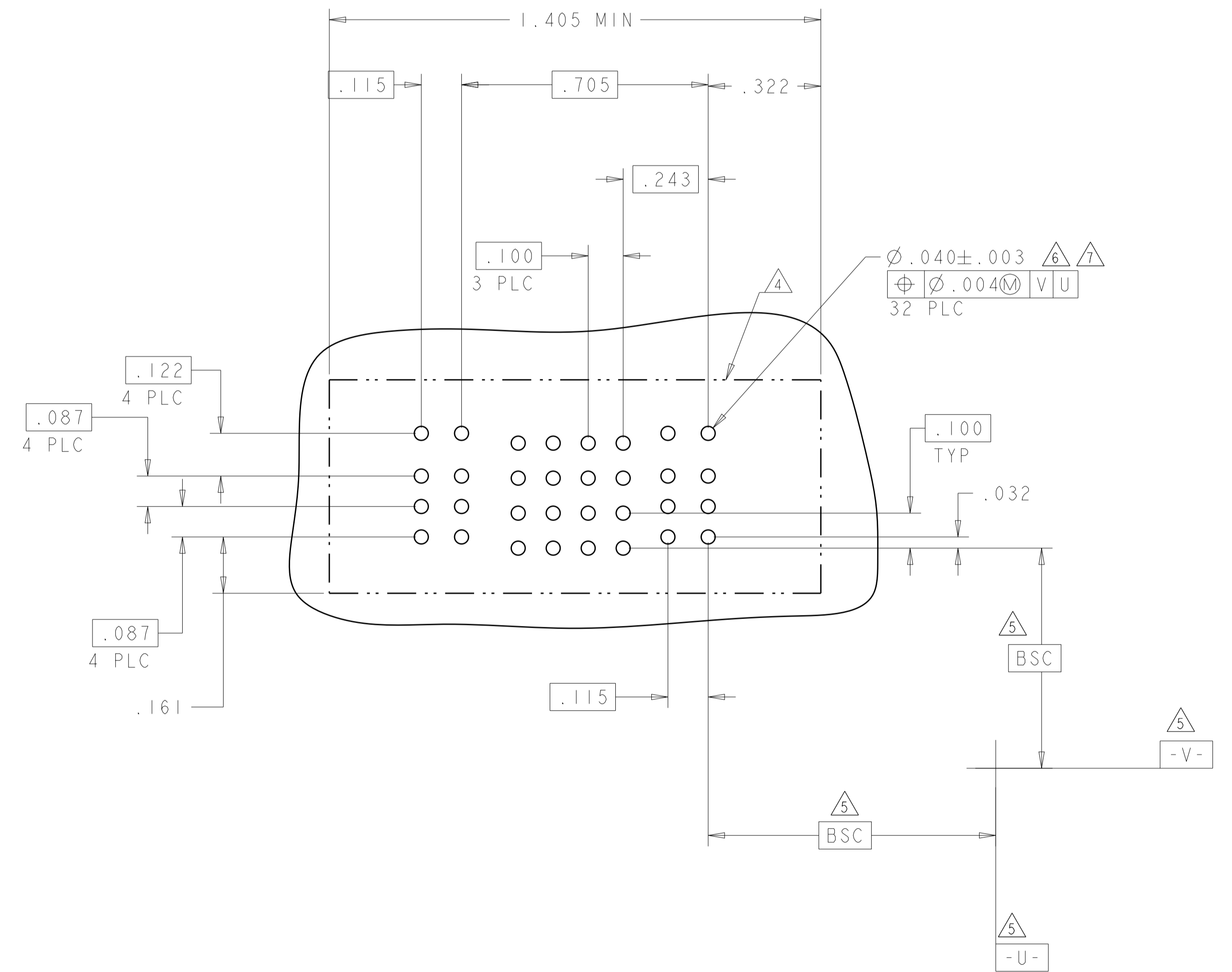
4P + 24S + 4P

PART NUMBER	ROWS	LOW POWER		SIGNAL				LOW POWER	
		P4	P3	4	3	2	1	P2	P1
4-6450860-8	D	LS1	LS1	AP	AP	AP	AP	LS1	LS1
	C			AP	AP	AP	AP		
	B			AP	AP	AP	AP		
	A			AP	AP	AP	AP		

2LP + 16S + 2LP



J9



THIS DRAWING IS A CONTROLLED DOCUMENT.		OWN: D. ZHU	20DEC2007	 TE Connectivity
DIMENSIONS: INCHES		CHK: S. ZHAO	20DEC2007	
TOLERANCES UNLESS OTHERWISE SPECIFIED:		APVD: S. ZHAO		NAME: VER RECEPT ASSEMBLY SHORT GUIDES, PRESS FIT MULTI-BEAM XLE
0 PLC ±.01 1 PLC ±.01 2 PLC ±.01 3 PLC ±.005 4 PLC ±.002 ANGLES ±.020 FINISH		PRODUCT SPEC: 108-2292	APPLICATION SPEC: 114-13251	SIZE: A1
MATERIAL: -		WEIGHT: -	CAGE CODE: 6450860	RESTRICTED TO: -
CUSTOMER DRAWING		SCALE: N/A	SHEET: 27 OF 28	REV: K2



# Mouser Electronics

Authorized Distributor

Click to View Pricing, Inventory, Delivery & Lifecycle Information:

[TE Connectivity:](#)

[2-6450860-1](#)