

Flush-type connector - SACCBP-FS-17CON-M16/1,0-PVCSCO - 1442269

Please be informed that the data shown in this PDF Document is generated from our Online Catalog. Please find the complete data in the user's documentation. Our General Terms of Use for Downloads are valid (<http://phoenixcontact.com/download>)




Flush-type socket, shielded, 17-pos., M12, A-coded, rear/screw mounting with M16 thread, with 1 m cable, 17 x 0.14 mm²

Why buy this product

- Pre-assembled with cables in various standard lengths for immediate use
- Customer-specific assemblies and cable lengths can be supplied
- Sealed on the cable side for optimum tightness of seal
- For high transmission safety: shield connection to the housing with optional EMC nut



Key Commercial Data

Packing unit	1 pc
GTIN	 4 046356 533416
GTIN	4046356533416

Technical data

Dimensions

Length of cable	1 m
Stripping length of the free conductor end	35 mm

Ambient conditions

Ambient temperature (operation)	-25 °C ... 85 °C (Plug / socket)
Degree of protection	IP67

General

Note	The electrical and mechanical data specified assume that the connector pair is correctly locked and mounted. If the connector is unlocked and if there is a danger of contamination, the connector must be sealed using a protective cap > IP54. Influences arising from litz wires, cables or PCB assembly must also be taken into consideration.
Rated current at 40°C	1.5 A

Flush-type connector - SACCBP-FS-17CON-M16/1,0-PVCSCO - 1442269

Technical data

General

Rated voltage	30 V
Rated surge voltage	0.8 kV
Number of positions	17
Insulation resistance	≥ 100 MΩ
Coding	A - standard
Standards/regulations	M12 connector IEC 61076-2-101
Signal type/category	Universal
Status display	No
Overvoltage category	II
Degree of pollution	3
Connection method	Individual wires
Insertion/withdrawal cycles	> 100
Torque	3 Nm ... 4 Nm (Installation-side)
Mounting type	Rear mounting M16 x 1.5 Thread with flat nut

Material

Flammability rating according to UL 94	V0
Contact material	CuZn
Contact surface material	Au
Contact carrier material	PA 6.6
Material, knurls	Zinc die-cast, nickel-plated
Sealing material	FKM

Cable

Cable type	PVC black
Cable type (abbreviation)	PVC
Conductor cross section	0.14 mm ²
AWG signal line	26
Conductor structure signal line	7x 0.16 mm
Core diameter including insulation	1.1 mm ±0.05 mm
Thickness, insulation	0.21 mm
Wire colors	White-brown, green-yellow, gray-pink, blue-red, black-violet, gray/pink-red/blue, white/green-brown/green, white/yellow-yellow/brown-white/gray
Overall twist	Eight pairs around the filler to the core
Shielding	Tinned copper braided shield
Optical shield covering	85 %
External sheath, color	black RAL 9005
External cable diameter	9.20 mm
Number of bending cycles	2000000
Bending radius	92 mm
Traversing path	10 m

Flush-type connector - SACCBP-FS-17CON-M16/1,0-PVCSCO - 1442269

Technical data

Cable

Traversing rate	3 m/s
Acceleration	10 m/s ²
Outer sheath, material	PVC
Material, inner sheath	PVC
Material conductor insulation	PVC
Conductor material	Tin-plated Cu litz wires
Standards/specifications	M12 connector IEC 61076-2-101
Conductor resistance	142 Ω/km
Flame resistance	DIN VDE 0472 part 804, test type B
Resistance to oil	DIN VDE 0472 Part 803, test type B
Other resistance	Hydrolysis and microbe resistant as per VDE 0282 section 10
Ambient temperature (operation)	-40 °C ... 85 °C (cable, fixed installation)
	-25 °C ... 85 °C (cable, flexible installation)

Standards and Regulations

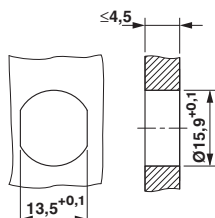
Standard designation	M12 connector
Standards/regulations	IEC 61076-2-101
Flame resistance	DIN VDE 0472 part 804, test type B
Resistance to oil	DIN VDE 0472 Part 803, test type B
Other resistance	Hydrolysis and microbe resistant as per VDE 0282 section 10
Flammability rating according to UL 94	V0

Environmental Product Compliance

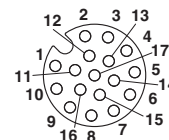
REACH SVHC	Lead 7439-92-1
China RoHS	Environmentally Friendly Use Period = 50
	For details about hazardous substances go to tab "Downloads", Category "Manufacturer's declaration"

Drawings

Dimensional drawing



Schematic diagram

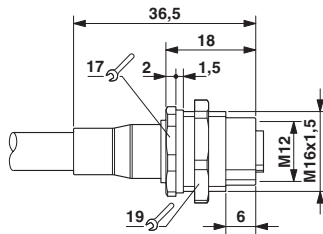


Pin assignment of M12 socket, 17-pos., A-coded, view of socket side


Housing cutout for M16 fastening thread, mounting panel with feed-through hole (alternatively with surface as protection against rotation)

Flush-type connector - SACCBP-FS-17CON-M16/1,0-PVCSCO - 1442269

Dimensional drawing



Circuit diagram



M12 flush-type connector

Contact assignment of the M12 socket

Approvals

Approvals

Approvals

EAC

Ex Approvals

Approval details

EAC		B.00767
-----	--	---------

Phoenix Contact 2018 © - all rights reserved
<http://www.phoenixcontact.com>

PHOENIX CONTACT GmbH & Co. KG
Flachsmarktstr. 8
32825 Blomberg
Germany
Tel. +49 5235 300
Fax +49 5235 3 41200
<http://www.phoenixcontact.com>

Mouser Electronics

Authorized Distributor

Click to View Pricing, Inventory, Delivery & Lifecycle Information:

[Phoenix Contact:](#)

[1442269](#)