

Harness to use the function of the output module is prepared in ACE series.

ACE Series

Mating harness

Model	Harness model #	Contents
ACE series	H-SN-14	Harness for using AUX and PR alarm of CN1.
	H-SN-16	Harness for using all function of output modules. (CN2)
	H-SN-17	Harness for using all functions except remote sensing of the output modules. (CN2)
	H-SN-18	Harness for using remote ON/OFF of output module S, T, U.(CN2)

●Model number
H-SN-14

Housing : XHP-3 (J.S.T.)
Pin : SXH-001T-P0.6 (J.S.T.)

●Type

●Wire

Pin #	Wire	AWG	Color	Length l (mm)
1	UL1007	22	black	500
2	UL1007	22	yellow	500
3	UL1007	22	red	500

●Model number
H-SN-16

Housing : PHDR-10VS (J.S.T.)
Pin : SPHD-002T-P0.5 (J.S.T.)

●Type

●Wire

Pin #	Wire	AWG	Color	Length l (mm)
1	UL1061	28	yellow	500
2	UL1061	28	orange	500
3	-	-	-	-
4	-	-	-	-
5	UL1061	28	blue	500
6	UL1061	28	black	500
7	UL1061	28	red	500
8	UL1061	28	red	500
9	UL1061	28	black	500
10	UL1061	28	black	500

* The even number pin side of the connector is the same wiring as the odd number pin side.

●Model number
H-SN-17

Housing : PHDR-10VS (J.S.T.)
Pin : SPHD-002T-P0.5 (J.S.T.)

●Type

●Wire

Pin #	Wire	AWG	Color	Length l (mm)
1	UL1061	28	yellow	500
2	UL1061	28	orange	500
3	-	-	-	-
4	-	-	-	-
5	UL1061	28	blue	500
6	UL1061	28	black	500
7	UL1061	28	red	30
8	UL1061	28	red	30
9	UL1061	28	black	30
10	UL1061	28	black	30

* Pin #7 and #8 are shorted with harness and also pin #9 and #10.

* The even number pin side of the connector is the same wiring as the odd number pin side.

●Model number
H-SN-18

Housing : PHR-2 (J.S.T.)
Pin : SPH-002T-P0.5S (J.S.T.)

●Type

●Wire

Pin #	Wire	AWG	Color	Length l (mm)
1	UL1007	26	yellow	500
2	UL1007	26	orange	500

Type	Mating Model	Contents
B-ACE-7	ACE series	Terminal attachment to facilitate faston terminal output modules
B-ACE-8	ACE series	Terminal attachment to facilitate wiring
B-ACE-9	ACE series	Terminal attachment for series operation as output modules

★These attachments cannot be used for module code S, T, U, Y, W, Z, 9, Q, and V.

B-ACE-7	B-ACE-8
<p>Size</p> <p style="text-align: center;">Installation (TOP)</p> <ul style="list-style-type: none"> ★ Material : Copper ★ Thickness : 0.8 ★ Dimension in mm 	<p>Size</p> <p style="text-align: center;">Installation (TOP)</p> <ul style="list-style-type: none"> ★ Material : Brass ★ Thickness : 1.0 ★ Dimension in mm

★ B-ACE-7: Recommended faston terminal #250. Quantity is 1 piece.

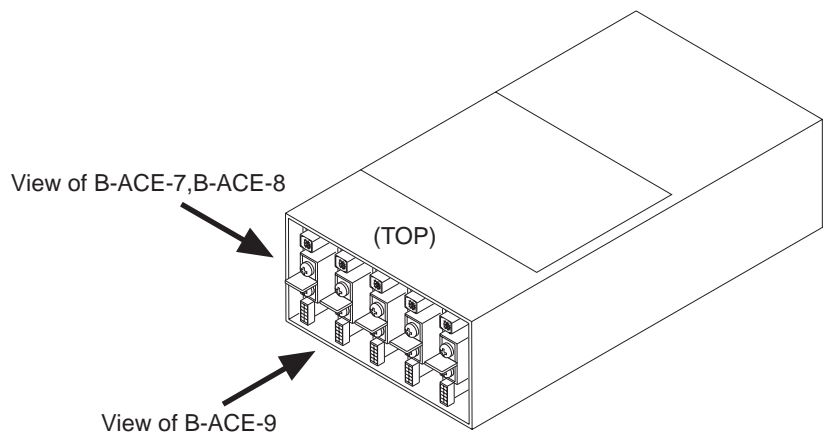
★ B-ACE-8: Please be careful with that B-ACE-8 is not stressed in wiring. Quantity is a couple.

B-ACE-9

Size

Installation (TOP)

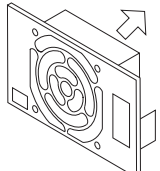
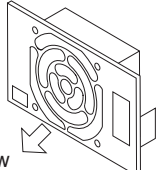
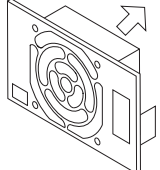
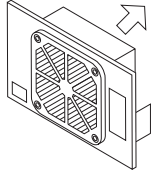
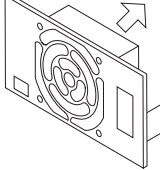
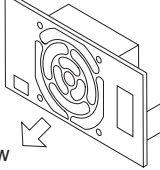
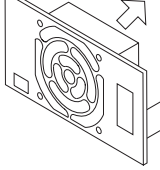
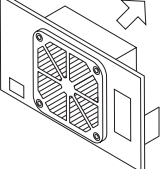
- ★ Material : Brass
- ★ Thickness : 1.0
- ★ Dimension in mm



Fan unit

★ Fan unit is prepared by the option.

ACE Series MAX Series

Fan unit type	Matching model	External	Pin connection								
FAN-AC3 (Standard)	ACE300F <Standard>		<p>CONNECTOR = XAP-03V-1 (Mfr : J. S. T) TERMINAL = SXA-001T-P0.6 (Mfr : J. S. T)</p> <table border="1"> <thead> <tr> <th>Pin No.</th> <th>Content</th> </tr> </thead> <tbody> <tr> <td>1</td> <td>GND</td> </tr> <tr> <td>2</td> <td>FAN ALARM</td> </tr> <tr> <td>3</td> <td>POWER</td> </tr> </tbody> </table> <p>LENGTH OF HARNESS = 60 ± 10mm</p>	Pin No.	Content	1	GND	2	FAN ALARM	3	POWER
Pin No.	Content										
1	GND										
2	FAN ALARM										
3	POWER										
FAN-AC3-F (Air flow reverse : -F)	ACE300F <Modification : F>										
FAN-AC3-K (Low speed : -K)	ACE300F <Modification : K>										
FAN-AC3-T (With filter : -T)	ACE300F <Modification : T>										
FAN-AC4 (Standard)	ACE450F ACE650F <Standard>		<p>CONNECTOR = XAP-03V-1 (Mfr : J. S. T) TERMINAL = SXA-001T-P0.6 (Mfr : J. S. T)</p> <table border="1"> <thead> <tr> <th>Pin No.</th> <th>Content</th> </tr> </thead> <tbody> <tr> <td>1</td> <td>GND</td> </tr> <tr> <td>2</td> <td>FAN ALARM</td> </tr> <tr> <td>3</td> <td>POWER</td> </tr> </tbody> </table> <p>LENGTH OF HARNESS = 55 ± 10mm</p>	Pin No.	Content	1	GND	2	FAN ALARM	3	POWER
Pin No.	Content										
1	GND										
2	FAN ALARM										
3	POWER										
FAN-AC4-F (Air flow reverse : -F)	ACE450F ACE650F <Modification : F>										
FAN-AC4-K (Low speed : -K)	ACE450F ACE650F <Modification : K>										
FAN-AC4-T (With filter : -T)	ACE450F ACE650F <Modification : T>										

★ 1 Handle with care and don't add the impact such as falls or throwing to the unit.

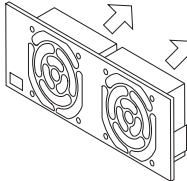
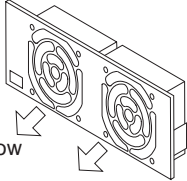
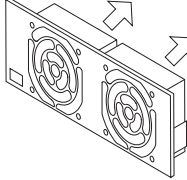
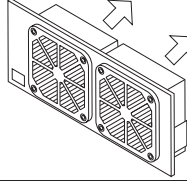
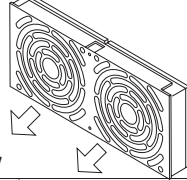
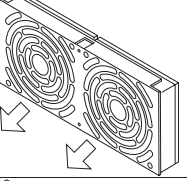
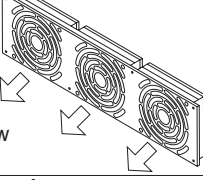
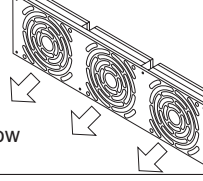
★ 2 Exchange the unit after intercepting the input power.

★ 3 When the unit is exchanged, make sure there are not loosening of the connector and shutting the harness.

Fan unit

★ Fan unit is prepared by the option.

ACE Series MAX Series

Fan unit type	Matching model	External	Pin connection								
FAN-AC9 (Standard)	ACE900F <Standard>		CONNECTOR = XAP-03V-1 (Mfr : J. S. T) TERMINAL = SXA-001T-P0.6 (Mfr : J. S. T) <table border="1" data-bbox="1246 749 1497 870"> <thead> <tr> <th>Pin No.</th> <th>Content</th> </tr> </thead> <tbody> <tr> <td>1</td> <td>GND</td> </tr> <tr> <td>2</td> <td>FAN ALARM</td> </tr> <tr> <td>3</td> <td>POWER</td> </tr> </tbody> </table> LENGTH OF HARNESS = 55 ± 10mm	Pin No.	Content	1	GND	2	FAN ALARM	3	POWER
Pin No.	Content										
1	GND										
2	FAN ALARM										
3	POWER										
FAN-AC9-F (Air flow reverse : -F)	ACE900F <Modification : F>										
FAN-AC9-K (Low speed : -K)	ACE900F <Modification : K>										
FAN-AC9-T (With filter : -T)	ACE900F <Modification : T>										
FAN-MA1 (Standard)	MAX1600F MAX1600T <Standard>		CONNECTOR = XHP-3 (Mfr : J. S. T) TERMINAL = SXH-001T-P0.6 (Mfr : J. S. T) <table border="1" data-bbox="1246 1508 1497 1630"> <thead> <tr> <th>Pin No.</th> <th>Content</th> </tr> </thead> <tbody> <tr> <td>1</td> <td>POWER</td> </tr> <tr> <td>2</td> <td>FAN ALARM</td> </tr> <tr> <td>3</td> <td>GND</td> </tr> </tbody> </table> LENGTH OF HARNESS = 210 ± 15mm	Pin No.	Content	1	POWER	2	FAN ALARM	3	GND
Pin No.	Content										
1	POWER										
2	FAN ALARM										
3	GND										
FAN-MA1-B (Long life : -B)	MAX1600F MAX1600T <Modification : B>										
FAN-MA3 (Standard)	MAX3200T <Standard>										
FAN-MA3-B (Long life : -B)	MAX3200T <Modification : B>										

- ★ 1 Handle with care and don't add the impact such as falls or throwing to the unit.
- ★ 2 Exchange the unit after intercepting the input power.
- ★ 3 When the unit is exchanged, make sure there are not loosening of the connector and shutting the harness.

Mouser Electronics

Authorized Distributor

Click to View Pricing, Inventory, Delivery & Lifecycle Information:

Cosel:

[B-ACE-7](#) [B-ACE-8](#) [B-ACE-9](#) [B-ACE-3](#) [B-ACE-4](#) [B-ACE-2](#) [B-ACE-5](#) [B-ACE-6](#) [B-B306-100](#)