

Patch cable - VS-IP20/10G-IP20/10G-94F/1 - 1418866

Please be informed that the data shown in this PDF Document is generated from our Online Catalog. Please find the complete data in the user's documentation. Our General Terms of Use for Downloads are valid (<http://phoenixcontact.com/download>)



Patch cable, CAT6_A, 4-pair, shielded, connection not crossed (Line), assembled at both ends with RJ45/IP20 connectors; outer sheath material: PUR; length: 1 m



Key Commercial Data

| | |
|--------------------------------------|----------|
| Packing unit | 1 pc |
| Weight per Piece (excluding packing) | 60.0 g |
| Custom tariff number | 85444210 |
| Country of origin | Germany |

Technical data

Dimensions

| | |
|-----------------|-----|
| Length of cable | 1 m |
|-----------------|-----|

Ambient conditions

| | |
|----------------------|------|
| Degree of protection | IP20 |
|----------------------|------|

General data

| | |
|-----------------------|--------------------------------------|
| Rated current at 40°C | 0.5 A |
| Rated voltage | 48 V |
| Number of positions | 8 |
| Signal type/category | Ethernet CAT6 _A , 10 Gbps |

Characteristics head 1

| | |
|--|---------------------------|
| Head type | Plug straight RJ45 / IP20 |
| No. of positions (pin connector pattern) | 8 |

Characteristics head 2

Patch cable - VS-IP20/10G-IP20/10G-94F/1 - 1418866

Technical data

Characteristics head 2

| | |
|--|---------------------------|
| Head type | Plug straight RJ45 / IP20 |
| No. of positions (pin connector pattern) | 8 |

Cable

| | |
|---|--|
| Cable type | Ethernet 10 Gbit |
| Cable type (abbreviation) | 94F |
| UL AWM style | 20963 (80°C/30 V) |
| Signal type/category | Ethernet CAT6 _A , 10 Gbps |
| Cable structure | 4x2xAWG26/7; S/FTP |
| Conductor cross section | 4x 2x 0.14 mm ² |
| AWG signal line | 26 |
| Conductor structure signal line | 7x 0.16 mm |
| Core diameter including insulation | 1.04 mm |
| Wire colors | white/blue-blue, white/orange-orange, white/green-green, white/brown-brown |
| Twisted pairs | 2 cores to the pair |
| Type of pair shielding | Aluminum-lined foil |
| Overall twist | 4 pairs for core |
| Shielding | Tinned copper braided shield |
| Optical shield covering | 70 % |
| External sheath, color | water blue RAL 5021 |
| Outer sheath thickness | 0.65 mm |
| External cable diameter D | 6.4 mm ±0.2 mm |
| Minimum bending radius, fixed installation | 4 x D |
| Minimum bending radius, flexible installation | 8 x D |
| Tensile strength short-term/long-term | ≤ 100 N |
| Cable weight | 42 kg/km |
| Outer sheath, material | PUR |
| Material conductor insulation | Foamed PE |
| Conductor material | Bare Cu litz wires |
| Insulation resistance | ≥ 500 MΩ*km |
| Conductor resistance | ≤ 290 Ω/km |
| Wave impedance | 100 Ω ±5 Ω (at 100 MHz) |
| Signal runtime | 5.13 ns/m |
| Shield attenuation | ≥ 80 dB (at 30 ... 100 MHz) |
| Nominal voltage, cable | ≤ 100 V |
| Test voltage Core/Core | 700 V (50 Hz, 1 min.) |
| Test voltage Core/Shield | 700 V (50 Hz, 1 min.) |

Patch cable - VS-IP20/10G-IP20/10G-94F/1 - 1418866

Technical data

Cable

| | |
|---|---|
| Flame resistance | According to IEC 60332-1-2 |
| Halogen-free | According to IEC 60754-1 |
| Resistance to oil | in accordance with DIN EN 60811-2-1 |
| Ambient temperature (operation) | -40 °C ... 80 °C (cable, fixed installation) |
| | -20 °C ... 80 °C (cable, flexible installation) |
| Ambient temperature (installation) | -20 °C ... 80 °C |
| Ambient temperature (storage/transport) | -20 °C ... 80 °C |

Classifications

eCl@ss

| | |
|------------|----------|
| eCl@ss 4.0 | 27060307 |
| eCl@ss 4.1 | 27060307 |
| eCl@ss 5.0 | 27061801 |
| eCl@ss 5.1 | 27061801 |
| eCl@ss 6.0 | 27061801 |
| eCl@ss 7.0 | 27061801 |
| eCl@ss 8.0 | 27060308 |
| eCl@ss 9.0 | 27060308 |

ETIM

| | |
|----------|----------|
| ETIM 2.0 | EC000830 |
| ETIM 3.0 | EC000830 |
| ETIM 4.0 | EC002599 |
| ETIM 5.0 | EC002599 |

UNSPSC

| | |
|---------------|----------|
| UNSPSC 6.01 | 26121616 |
| UNSPSC 7.0901 | 26121616 |
| UNSPSC 11 | 26121604 |
| UNSPSC 12.01 | 26121616 |
| UNSPSC 13.2 | 26121616 |

Approvals

Approvals

Patch cable - VS-IP20/10G-IP20/10G-94F/1 - 1418866

Approvals

Approvals

EAC

Ex Approvals

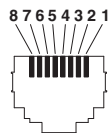
Approvals submitted

Approval details

EAC


Drawings

Schematic diagram



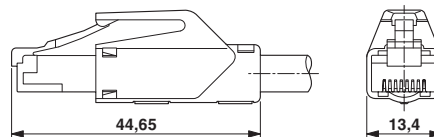
Connector pin assignment plug RJ45

Cable cross section



Ethernet 10 Gbit [94F]

Dimensional drawing



RJ45 connector, IP20

Mouser Electronics

Authorized Distributor

Click to View Pricing, Inventory, Delivery & Lifecycle Information:

Phoenix Contact:

1418866