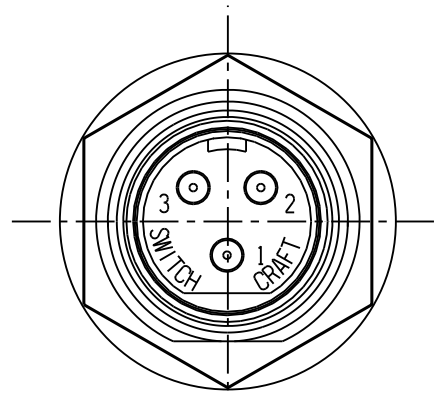
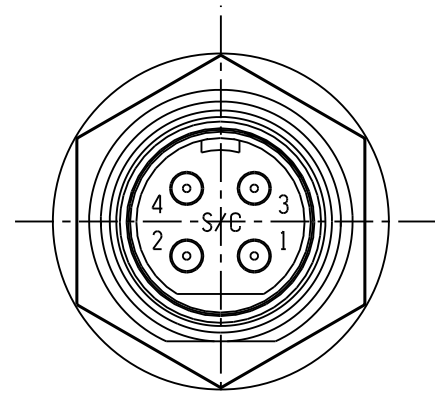


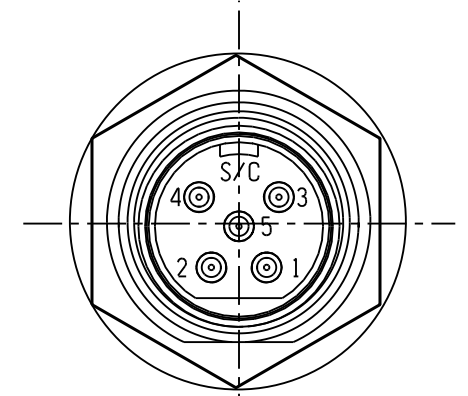
SL172MX  
2PIN



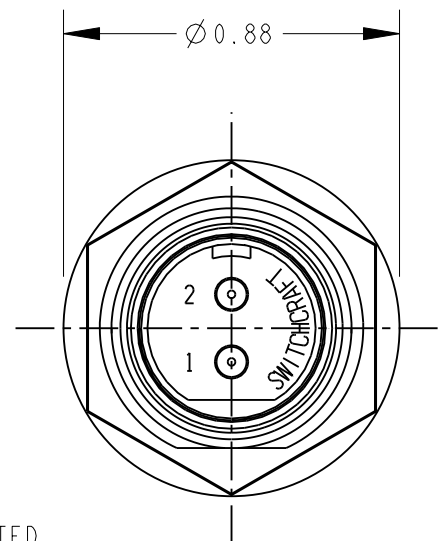
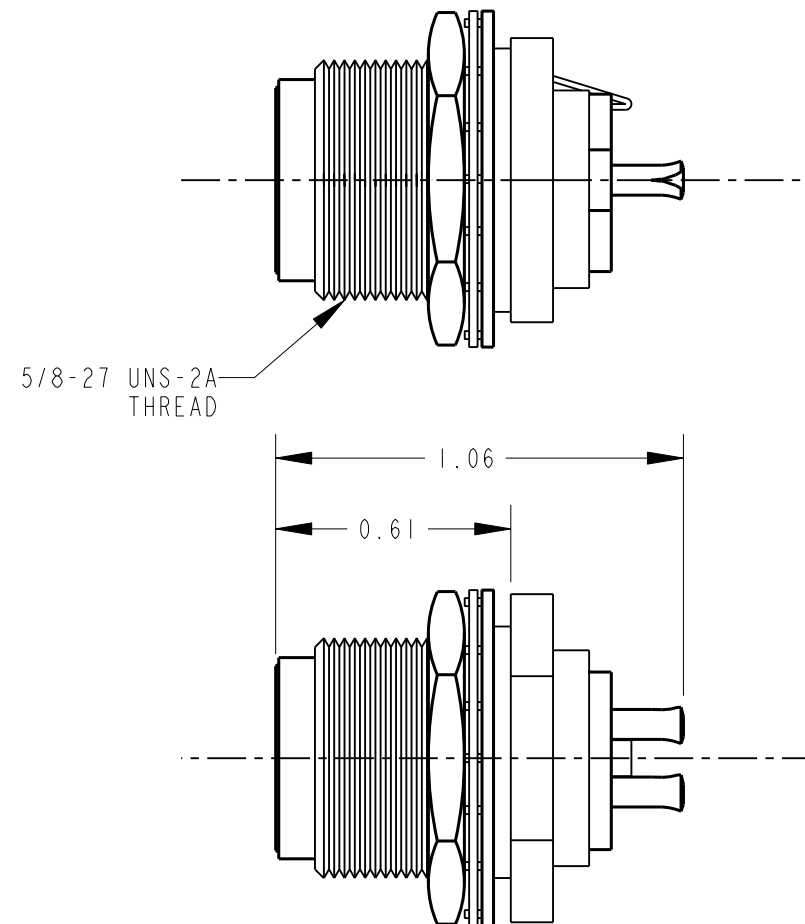
SL173MX  
3PIN



SL174MX  
4PIN



SL175MX  
5PIN



NOTES:

- MATERIALS:  
HOUSING - ZINC ALLOY, NICKEL PLATED  
INSULATOR - THERMOPLASTIC, BLACK  
CONTACT PINS - COPPER ALLOY, SILVER PLATED  
LATCH - STEEL, NICKEL PLATED  
HEX NUT - BRASS, NICKEL PLATED  
LOCK WASHER - STEEL, NICKEL PLATED  
FLAT WASHER - STEEL, NICKEL PLATED
- HOUSING, INSULATOR ASSEMBLY AND HARDWARE SHIPPED UNASSEMBLED.
- THESE PRODUCTS ARE RoHS COMPLIANT.

PART NUMBER	NUMBER OF CONTACT PINS
SL172MX	2
SL173MX	3
SL174MX	4
SL175MX	5

CUSTOMER DRAWING

					<div>★ STAR SYMBOL DENOTES CRITICAL DIMENSION</div>	THIS DRAWING DESCRIBES A DESIGN CONSIDERED PROPRIETARY IN NATURE, DEVELOPED AND MANUFACTURED BY SWITCHCRAFT INC. AND IS RELEASED ON A CONFIDENTIAL BASIS FOR IDENTIFICATION PURPOSES ONLY.						
					UNLESS OTHERWISE SPECIFIED	SIZE	WIDTH		MULT	LBS/M	TEMPER	
					1. ALL DIMENSIONS IN INCHES - TWO PLACE DECIMALS ±0.01 - THREE PLACE DECIMALS ±0.005 - ANGLES ±1° - ALL DIA. CONCENTRIC WITHIN 0.005 T.I.R.	FINISH SPEC No.				MATERIAL SPEC No.		
					2. FEATURES ON THE SAME CENTERLINE MUST BE ALIGNED WITHIN ±0.002	FIRST USED ON		SCALE NONE		<div>Switchcraft®</div>		
					3. REMOVE ALL BURRS	DATE DRAWN	BY	CHKD	APVD			
A	26150	9-15-06	TO	TJK		06-Jan-11	TO	TO 1-6-11	TJK 1-10-11	SHEET   OF		
REV	ECO NUMBER	DATE	BY	APVD		NAME SLIM-LINE MALE REAR PANEL MOUNT CONNECTOR, RoHS				PART No. SL17-MX SERIES		REV A
REVISIONS					DO NOT SCALE DRAWING							

# Mouser Electronics

Authorized Distributor

Click to View Pricing, Inventory, Delivery & Lifecycle Information:

Switchcraft:

[SL173MX](#) [SL174MX](#) [SL175MX](#)