

# Surface Mount Fuses

NANO<sup>2</sup>® > 250V UMF Time Lag Fuse > 465 Series

## 465 Series Fuse



### Agency Approvals

AGENCY	AGENCY FILE NUMBER	AMPERE RANGE
	NBK030205-E10480B	1A - 5A
	NBK101105-E184655	6.3A
	E184655	0.25A - 6.3A

### Electrical Characteristics for Series

% of Ampere Rating	Opening Time
125%	1 hour, Minimum
200%	2 minutes, Maximum
1000%	0.01 sec., Min.; 0.1 sec., Max.

### Electrical Specifications by Item

Ampere Rating (A)	Amp Code	Max Voltage Rating (V)	Interrupting Rating	Nominal Cold Resistance (Ohms)	Nominal Melting I <sup>2</sup> t (A <sup>2</sup> sec)	Agency Approvals	
1.00	001.	250	100A@250VAC	0.1070	2.5	x	x
1.25	1.25	250		0.0830	5.6	x	x
1.60	01.6	250		0.0560	9.0	x	x
2.00	002.	250		0.0390	14.4	x	x
2.50	02.5	250		0.0260	19.6	x	x
3.15	3.15	250		0.0210	32.4	x	x
4.00	004.	250		0.0160	48.4	x	x
5.00	005.	250		0.0130	90.0	x	x
6.30	06.3	250		0.0088	144.4	x	x

Notes:  
 - I<sup>2</sup>t calculated at 8ms.  
 - Resistance is measured at 10% of rated current, 25°C  
 - For information and availability of additional ratings please contact Littelfuse

### Description

The Surface Mount Nano<sup>2</sup>® 250V UMF product family complies with IEC Publication IEC60127-4-Universal Modular Fuse-Links [UMF]. This IEC standard has been accepted world wide.

### Features

- Listed to IEC 60127-4, Universal Modular Fuse-Links (UMF)
- 250VAC Voltage rating
- RoHS compliant and Halogen Free

### Applications

- Power supply
- Lighting system
- White goods
- Industrial equipment

### Additional Information



Datasheet

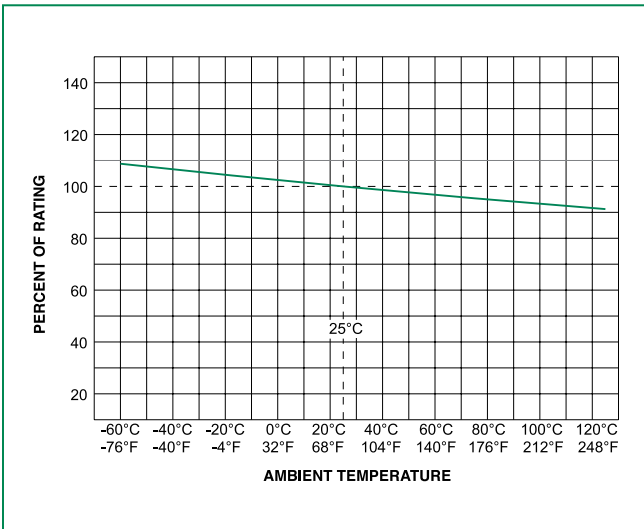


Resources



Samples

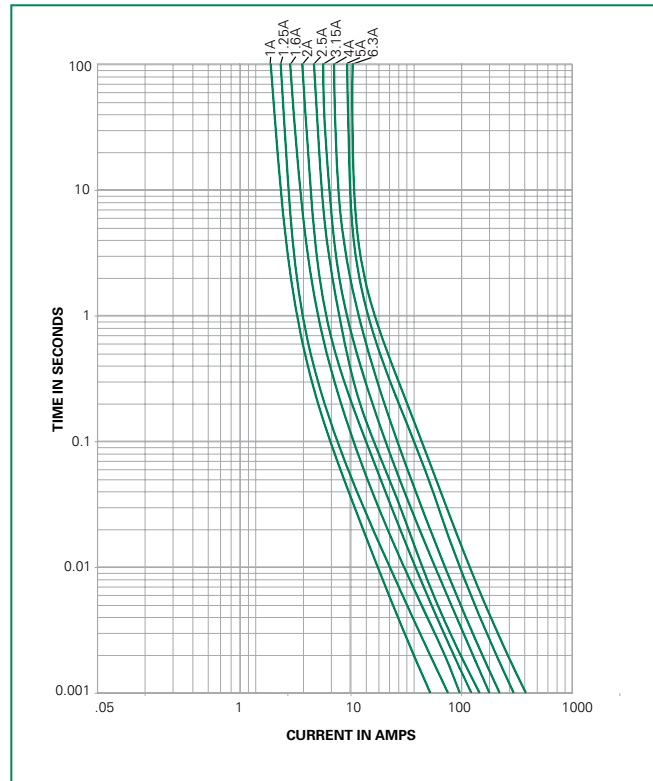
**Temperature Re-rating Curve**



Note:

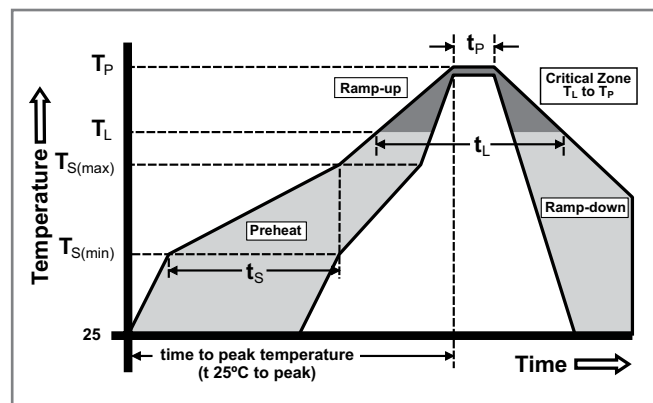
1. Rerating depicted in this curve is in addition to the standard derating of 15% for continuous operation.

**Average Time Current Curves**



**Soldering Parameters**

Reflow Condition		Pb – Free assembly
Pre Heat	- Temperature Min ( $T_{s(min)}$ )	150°C
	- Temperature Max ( $T_{s(max)}$ )	200°C
	- Time (Min to Max) ( $t_s$ )	60 – 120 secs
Average ramp up rate (Liquidus Temp ( $T_L$ ) to peak)		5°C/second max.
$T_{s(max)}$ to $T_L$ - Ramp-up Rate		5°C/second max.
Reflow	- Temperature ( $T_L$ ) (Liquidus)	217°C
	- Temperature ( $t_L$ )	60 – 90 seconds
Peak Temperature ( $T_p$ )		260 <sup>+0/-5</sup> °C
Time within 5°C of actual peak Temperature ( $t_p$ )		20 – 40 seconds
Ramp-down Rate		5°C/second max.
Time 25°C to peak Temperature ( $T_p$ )		8 minutes max.
Do not exceed		260°C
Wave Soldering Parameters		260°C Peak Temperature, 3 seconds max.

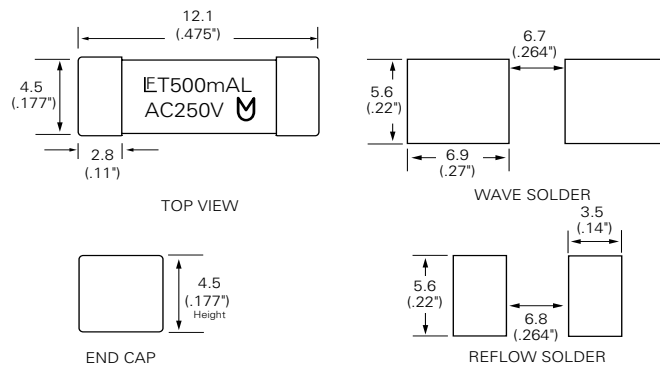


### Product Characteristics

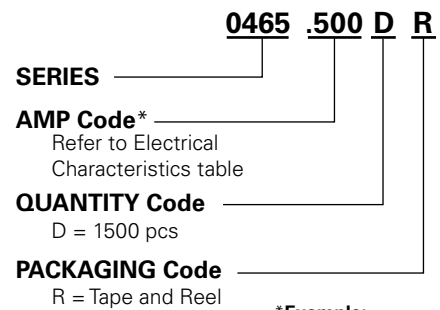
<b>Materials</b>	Body: High Performance Ceramic Terminations: Silver plated brass.
<b>Product Marketing</b>	Brand, Ampere Rating, Voltage Rating, UMF Logo
<b>Operating Temperature</b>	-55°C to 125°C.
<b>Moisture Sensitivity Level</b>	J-STD-020, Level 1
<b>Solderability</b>	IEC60127-4
<b>Insulation Resistance (after opening)</b>	IEC 60127-4 (0.1Mohm min @ 500VDC)
<b>Shock</b>	MIL-STD-202, Method 213, Test Condition A

<b>Thermal Shock</b>	MIL-STD-202, Method 107, Test Condition B, 5 cycles, -65°C to 125°C
<b>Mechanical Shock</b>	MIL-STD-202, Method 213, Test Condition A
<b>Vibration</b>	MIL-STD-202, Method 201 (10-55 Hz)
<b>Moisture Resistance</b>	MIL-STD-202, Method 106, 10 cycles
<b>Salt Spray</b>	MIL-STD-202, Method 101, Test Condition B (48hrs)
<b>Resistance to Soldering Heat</b>	IEC 60127-4

### Dimensions



### Part Numbering System



**\*Example:**  
2.5 amp product is 0465**02.5**DR  
(0.5 amp product shown above).

### Packaging

Packaging Option	Packaging Specification	Quantity	Quantity & Packaging Code
24mm Tape and Reel	EIA RS-481-1 (IEC 286, part 3)	1500	DR

# Mouser Electronics

Authorized Distributor

Click to View Pricing, Inventory, Delivery & Lifecycle Information:

[Littelfuse:](#)

[04651.25DR](#) [046501.6DR](#) [046506.3DR](#) [0465002.DR](#) [0465001.DR](#) [04653.15DR](#) [046502.5DR](#) [0465005.DR](#)  
[0465004.DR](#)