



Thin-film Directional Coupler

For 2400-2500MHz / 4900-5850MHz

TFSC06054125-2113A1

0.65x0.5mm [EIA 0202]*

* Dimensions Code JIS[EIA]

Thin-film Directional Coupler

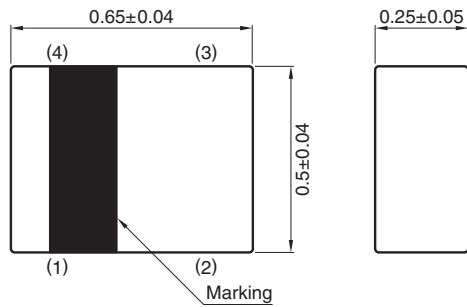
Conformity to RoHS Directive

For 2400-2500MHz / 4900-5850MHz

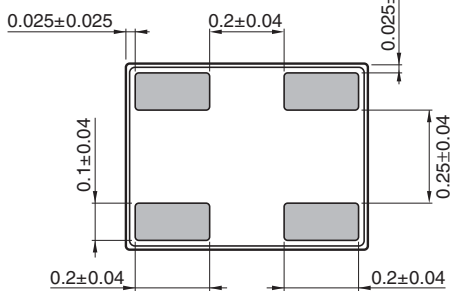
TFSC06054125-2113A1

SHAPES AND DIMENSIONS

[Top view]



[Bottom view]

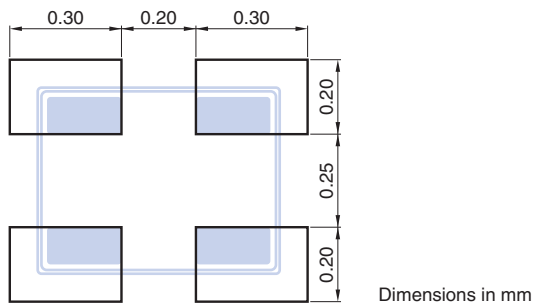


Terminal functions

1	Coupling
2	50Ω terminate
3	Output
4	Input

Dimensions in mm

RECOMMENDED LAND PATTERN



Dimensions in mm

RoHS Directive Compliant Product: See the following for more details related to RoHS Directive compliant products. <http://product.tdk.com/en/environment/rohs/>

- All specifications are subject to change without notice.
- Before using these products, be sure to request the delivery specifications.

TFSC06054125-2113A1

ELECTRICAL CHARACTERISTICS

Item	Frequency Range (MHz)	Min.	Typ.	Max.
Coupling Factor (dB)	2400 to 2500	17.5	—	20.5
	4900 to 5850	11.0	—	14.0
Insertion Loss (dB)	2400 to 2500	—	—	0.5
	4900 to 5850	—	—	0.5
Return Loss (dB)	2400 to 2500	17.69	—	—
	4900 to 5850	17.69	—	—
Directivity (dB)	2400 to 2500	15	—	—
	4900 to 5850	15	—	—
Characteristic Impedance (Ω)			50 (Nominal)	

· Ta: +25°C

TEMPERATURE RANGE

Operating temperature (°C)	Storage temperature (°C)
-40 to +85	-40 to +85

MSL

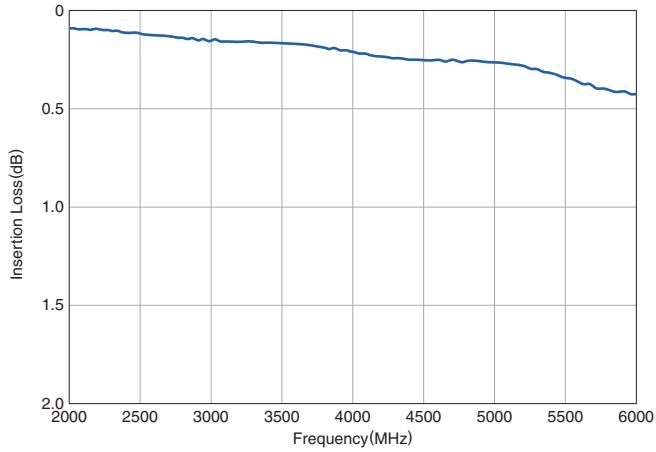
Moisture Sensitivity Level (MSL)
1

- All specifications are subject to change without notice.
- Before using these products, be sure to request the delivery specifications.

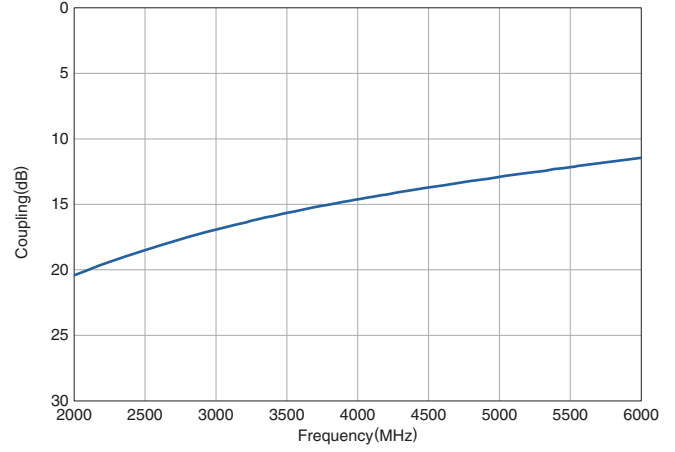
TFSC06054125-2113A1

FREQUENCY CHARACTERISTICS

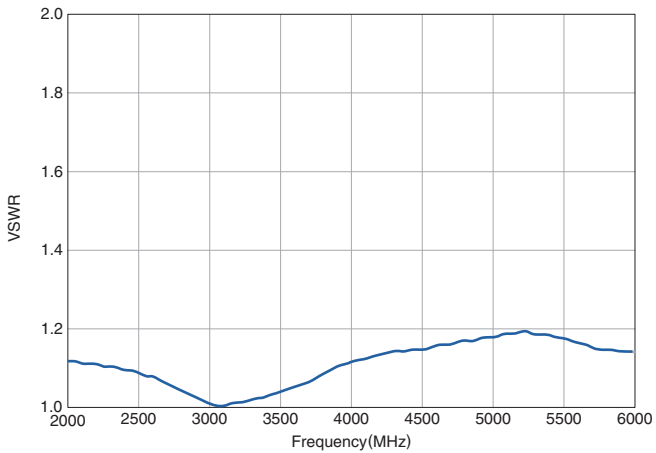
INSERTION LOSS



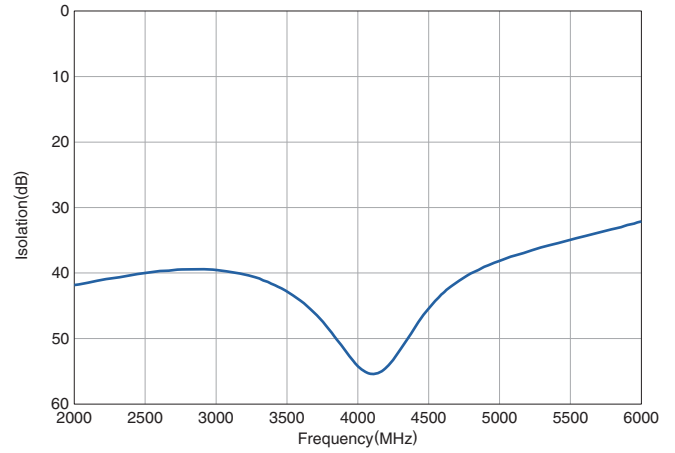
COUPLING



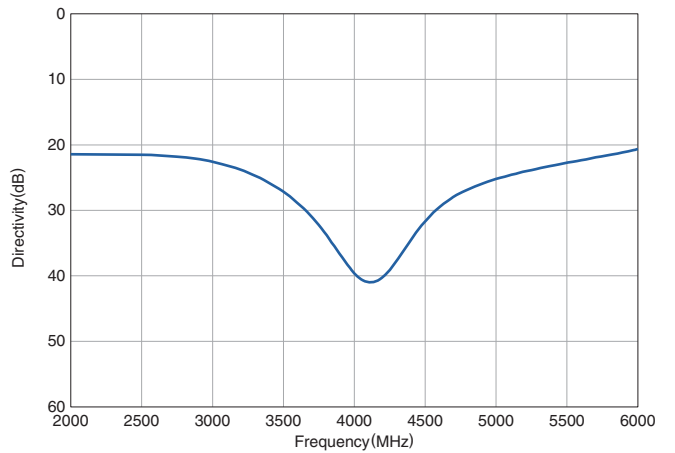
VSWR



ISOLATION



DIRECTIVITY



- All specifications are subject to change without notice.
- Before using these products, be sure to request the delivery specifications.

RECOMMENDED REFLOW PROFILE



Preheating			Soldering			
Temp.	Temp.	Time	Critical zone (T3 to T4)		Temp.	Time
T1	T2	t1	T3	t2	T4	t3*
150°C	200°C	60 to 120sec	217°C	60 to 120sec	240 to 260°C	30sec max.

* t3 : Time within 5°C of actual peak temperature
 The maximum number of reflow is 3.

REMINDERS FOR USING THESE PRODUCTS

Before using these products, be sure to request the delivery specifications.

SAFETY REMINDERS

Please pay sufficient attention to the warnings for safe designing when using these products.

REMINDERS

The products listed on this catalog are intended for use in general electronic equipment (AV equipment, telecommunications equipment, home appliances, amusement equipment, computer equipment, personal equipment, office equipment, measurement equipment, industrial robots) under a normal operation and use condition.

The products are not designed or warranted to meet the requirements of the applications listed below, whose performance and/or quality require a more stringent level of safety or reliability, or whose failure, malfunction or trouble could cause serious damage to society, person or property.

Please understand that we are not responsible for any damage or liability caused by use of the products in any of the applications below or for any other use exceeding the range or conditions set forth in this catalog.

- | | |
|---|--|
| (1) Aerospace/Aviation equipment | (8) Public information-processing equipment |
| (2) Transportation equipment (cars, electric trains, ships, etc.) | (9) Military equipment |
| (3) Medical equipment | (10) Electric heating apparatus, burning equipment |
| (4) Power-generation control equipment | (11) Disaster prevention/crime prevention equipment |
| (5) Atomic energy-related equipment | (12) Safety equipment |
| (6) Seabed equipment | (13) Other applications that are not considered general-purpose applications |
| (7) Transportation control equipment | |

When using this product in general-purpose applications, you are kindly requested to take into consideration securing protection circuit/equipment or providing backup circuits, etc., to ensure higher safety.