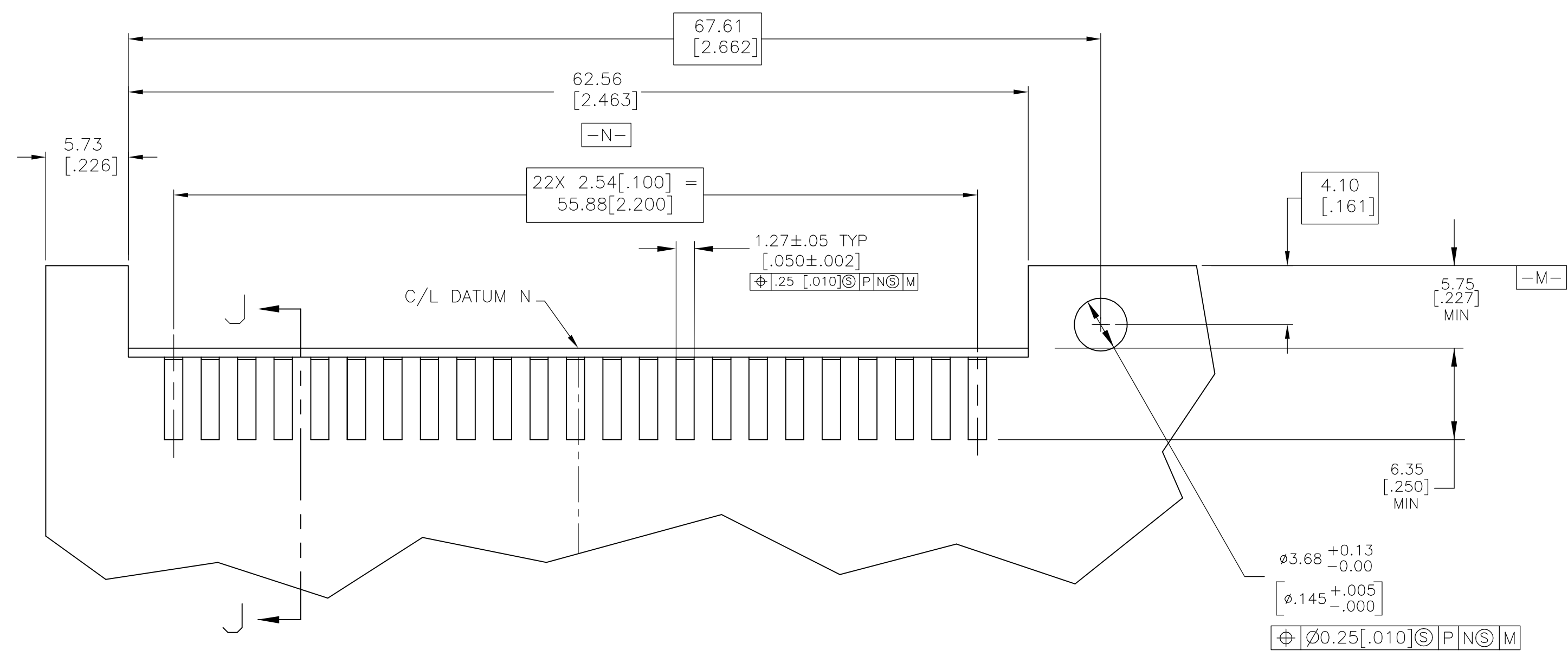
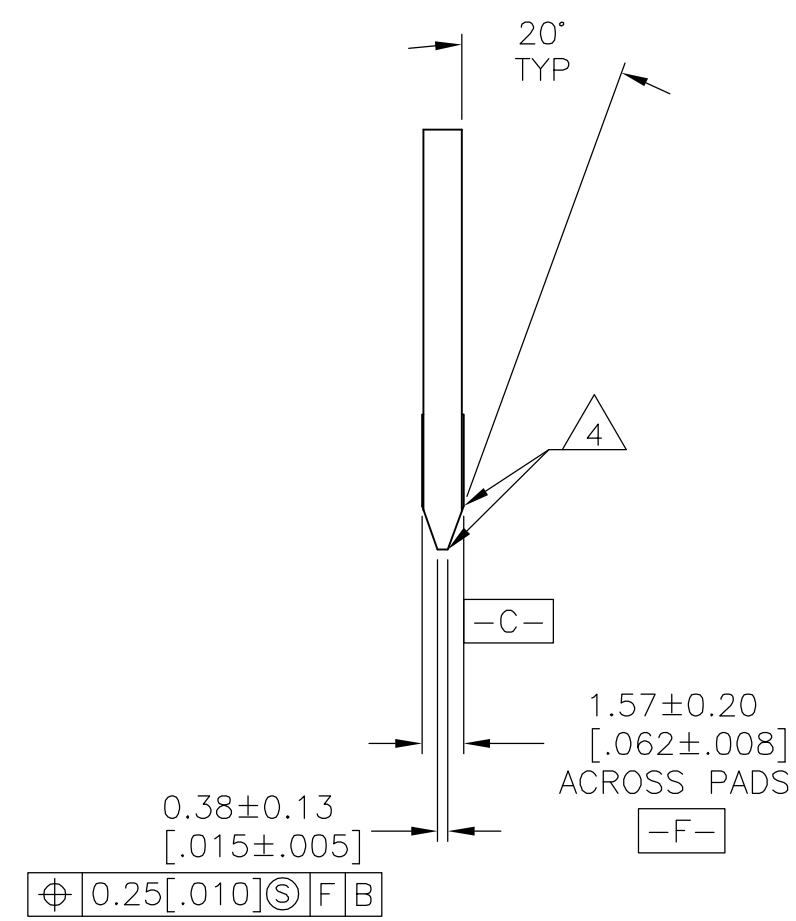
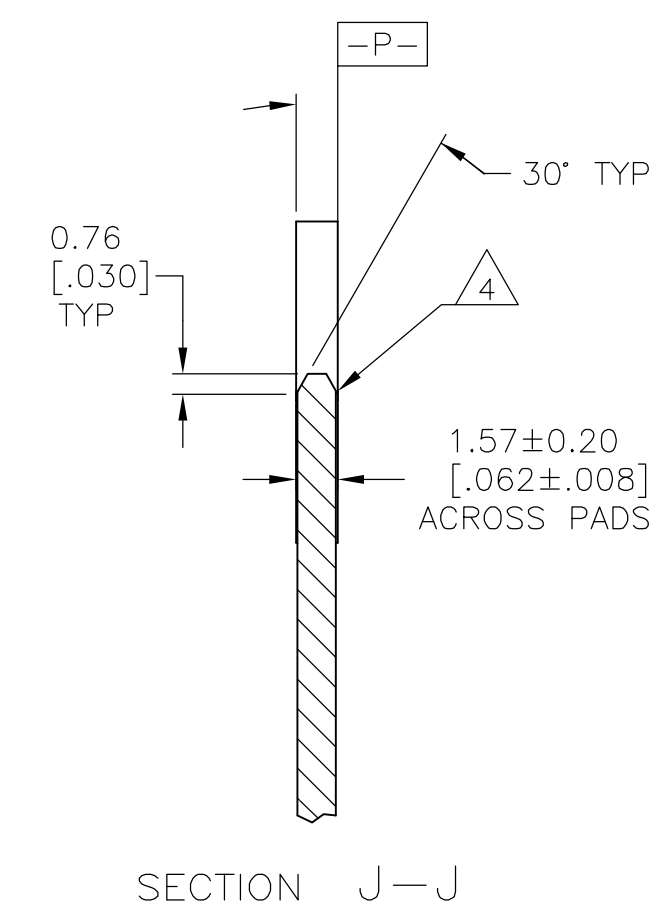


RECOMMENDED MATING BOARD EDGE CONFIGURATION
TYP BOTH SIDES



RECOMMENDED PC BOARD LAYOUT FOR CONNECTOR MOUNTING
TYP BOTH SIDES



THIS DRAWING IS A CONTROLLED DOCUMENT.		DWN: AL FRANTUM / L.A. MAYER 22JUNE2006 CHK: AL FRANTUM 22JUNE2006 APVD: S. FLICKINGER 22JUNE2006		Tyco Electronics Corporation Harriaburg, PA 17105-3608	
DIMENSIONS: MM		TOLERANCES UNLESS OTHERWISE SPECIFIED: 0 PLC ± - 1 PLC ± - 2 PLC ± 28 [0.010] 3 PLC ± - 4 PLC ± - ANGLES ± 1°		NAME: 108-2202 PRODUCT SPEC APPLICATION SPEC	
MATERIAL: SEE SHEET 1		FINISH: SEE SHEET 1		SIZE: A1 CAGE CODE: 00779 DRAWING NO: 1888143 RESTRICTED TO: -	
CUSTOMER DRAWING				SCALE: 4:1 SHEET 2 OF 2 REV B	

Mouser Electronics

Authorized Distributor

Click to View Pricing, Inventory, Delivery & Lifecycle Information:

[TE Connectivity:](#)

[1888143-1](#)