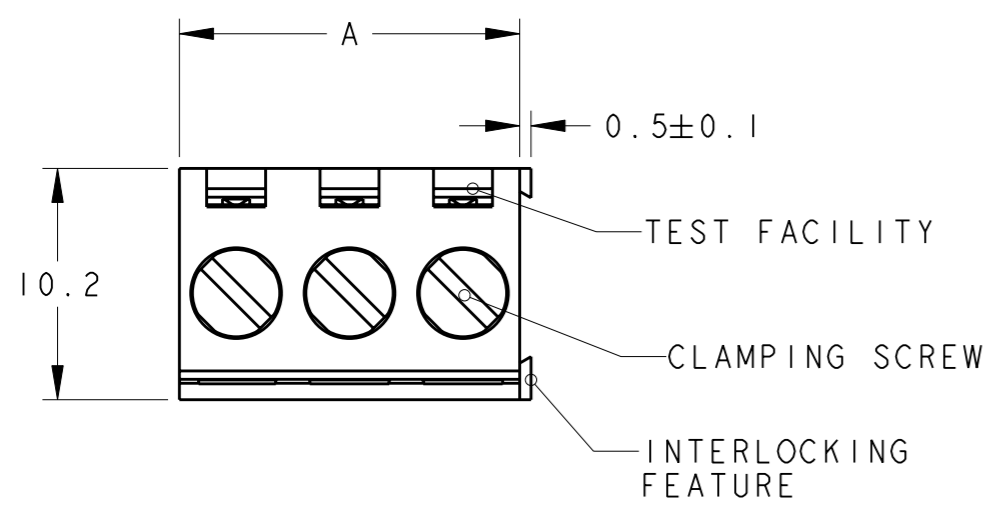


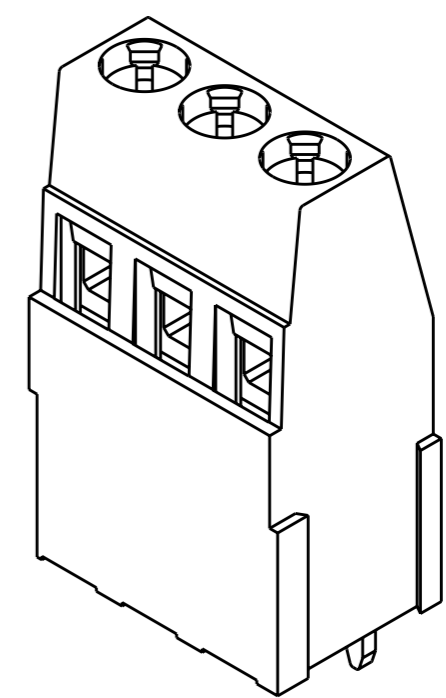
THIS DRAWING IS UNPUBLISHED. RELEASED FOR PUBLICATION 20
 © COPYRIGHT 20 BY TYCO ELECTRONICS CORPORATION. ALL RIGHTS RESERVED.

LOC	DIST	REVISIONS			
P	LTR	DESCRIPTION	DATE	DWN	APVD
		C6	REVISED PER ECO-10-007112	05APR10	JR CR

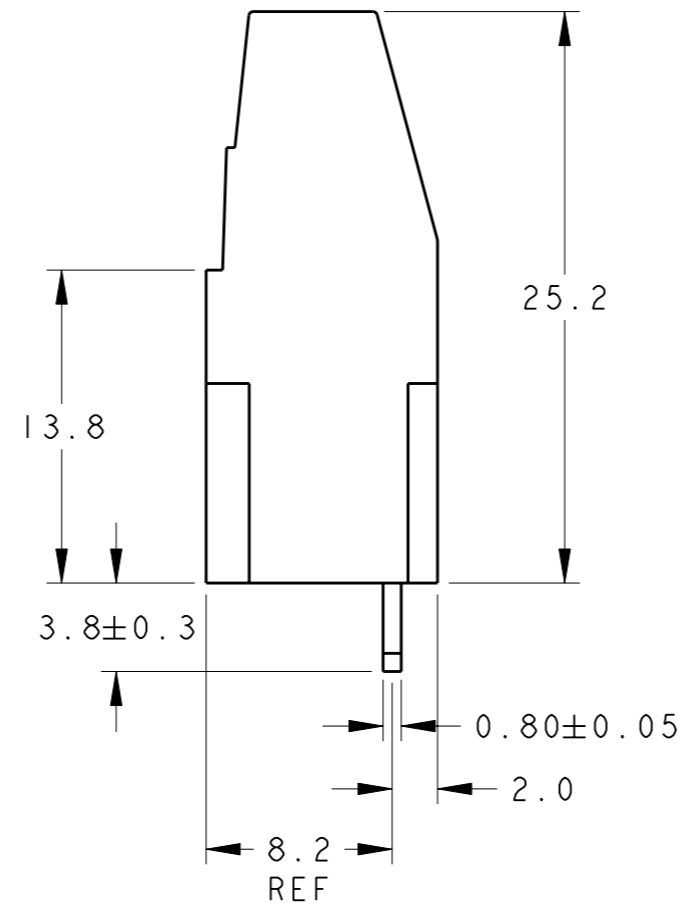
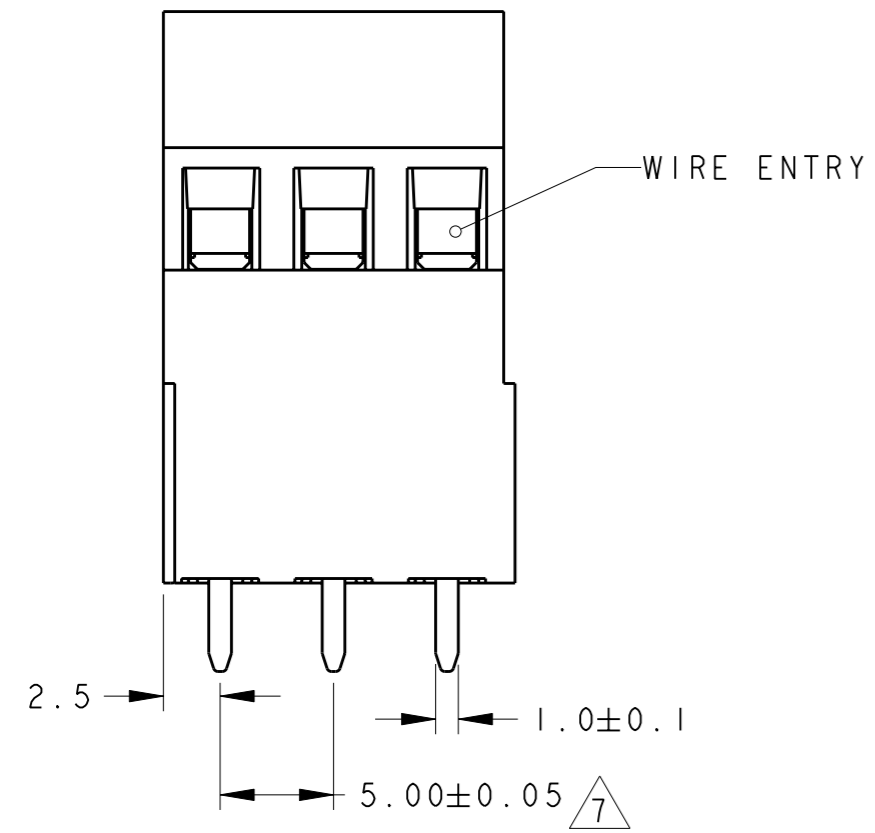


- 1 MATERIALS AND FINISH
 HOUSING: PA 6-6, UL 94-V0, COLOR - SEE TABLE.
 CLAMP: BRASS, NICKEL PLATED.
 TERMINAL: BRASS, SEE TABLE.
 CLAMPING SCREW: M3, BRASS, NICKEL PLATED.
- 2 SUITABLE FOR 1.6-2.4mm PC BOARD THICKNESS.
- 3 END-TO-END STACKABLE W/INTERLOCK WITHOUT LOSS OF CENTERLINE SPACING.
- 4 WIRE SIZE RANGE
 12 - 30 AWG
- 5 RECOGNIZED UNDER THE COMPONENT PROGRAM OF UNDERWRITERS LABORATORIES INC., FILE N° E60677.
- 6 IMQ CERTIFICATE WITH SURVEILLANCE IN CONFORMITY WITH IEC 998-1/998-2-1.

7 NOT CUMULATIVE TOLERANCE.

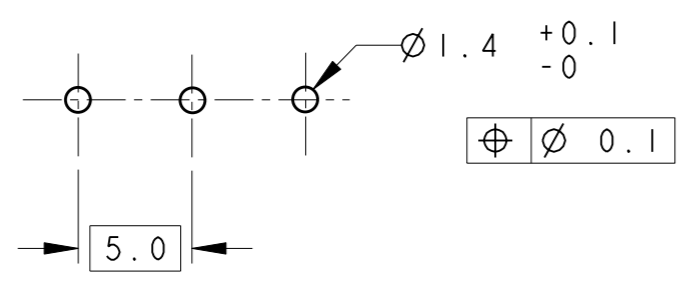


282900-3 AS SHOWN



COLOR	PLATING	DIM.A	N° OF POS.	PART NUMBER
BLACK	MATTE TIN	25	5	1-282900-6
BLACK	0.76um GOLD	25	5	1-282900-5
GREEN	TIN	40	8	282900-8
GREEN	0.76um GOLD	25	5	282900-5
GREEN	TIN	15	3	282900-3
GREEN	TIN	10	2	282900-2

RECOMMENDED PC BOARD LAYOUT



<small>THIS DRAWING IS A CONTROLLED DOCUMENT FOR TYCO ELECTRONICS CORPORATION IT IS SUBJECT TO CHANGE AND THE CONTROLLING ENGINEERING ORGANIZATION SHOULD BE CONTACTED FOR THE LATEST REVISION.</small>		DWN E. ZANOLINI 07NOV2001 CHK D. BIEVENOUR 07NOV2001 APVD D. BIEVENOUR 07NOV2001		Tyco Electronics Tyco Electronics Harrisburg, PA 17105-3608	
DIMENSIONS: mm		TOLERANCES UNLESS OTHERWISE SPECIFIED: 0 PLC ±.3 1 PLC ±.3 2 PLC ±.25 3 PLC ±. 4 PLC ±. ANGLES ±2		NAME TERMINAL BLOCK, PCB MOUNT 2ND LEVEL STACKING W/INTERLOCK, 5mm. PITCH	
MATERIAL 		FINISH 		PRODUCT SPEC 108-20166 APPLICATION SPEC 114-20079 WEIGHT -	
CUSTOMER DRAWING				SIZE A3 CAGE CODE 00779 DRAWING NO C-282900 RESTRICTED TO -	
				SCALE 3:1 SHEET 1 OF 1 REV C6	

Mouser Electronics

Authorized Distributor

Click to View Pricing, Inventory, Delivery & Lifecycle Information:

[TE Connectivity:](#)

[1-282900-6](#)