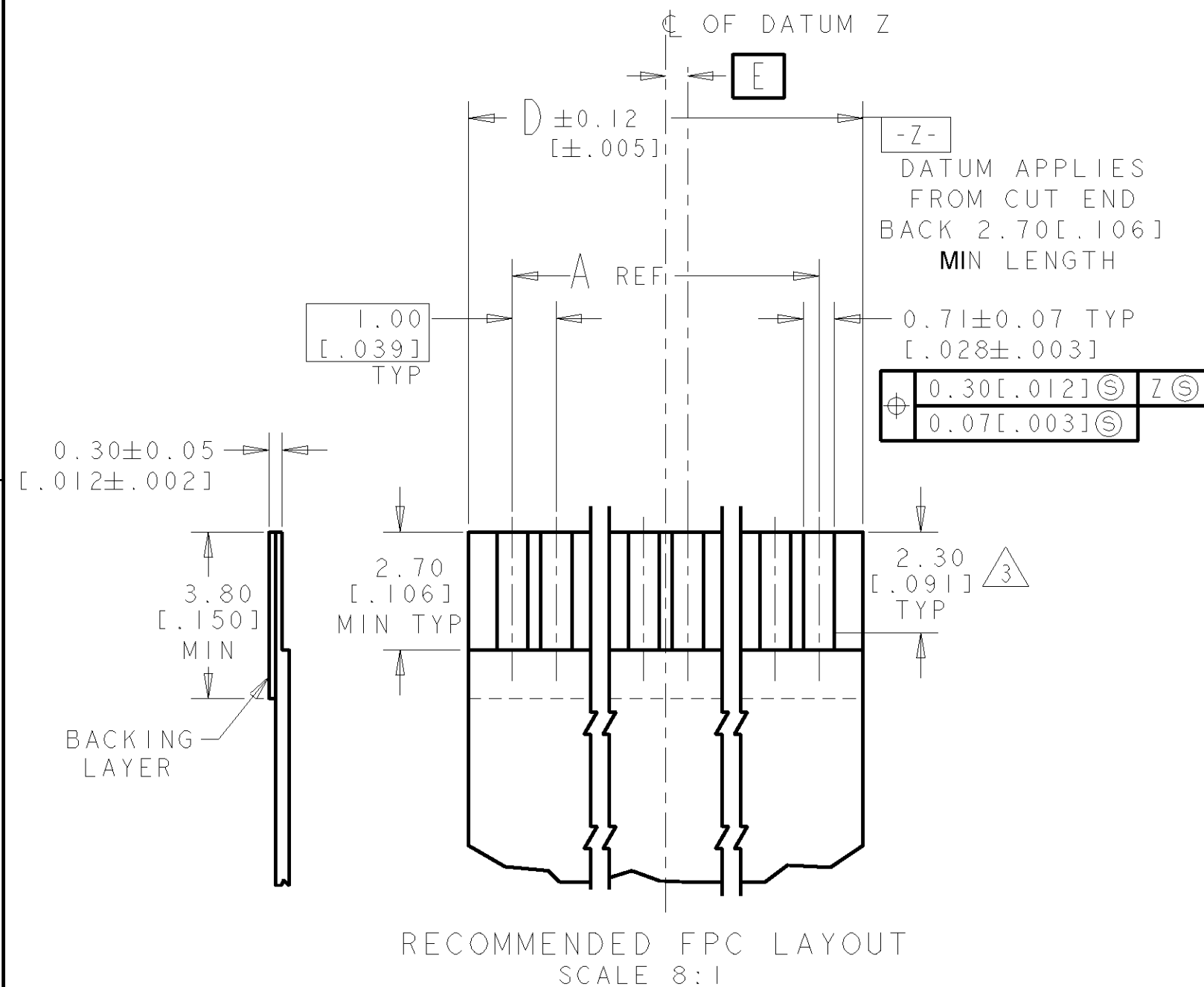
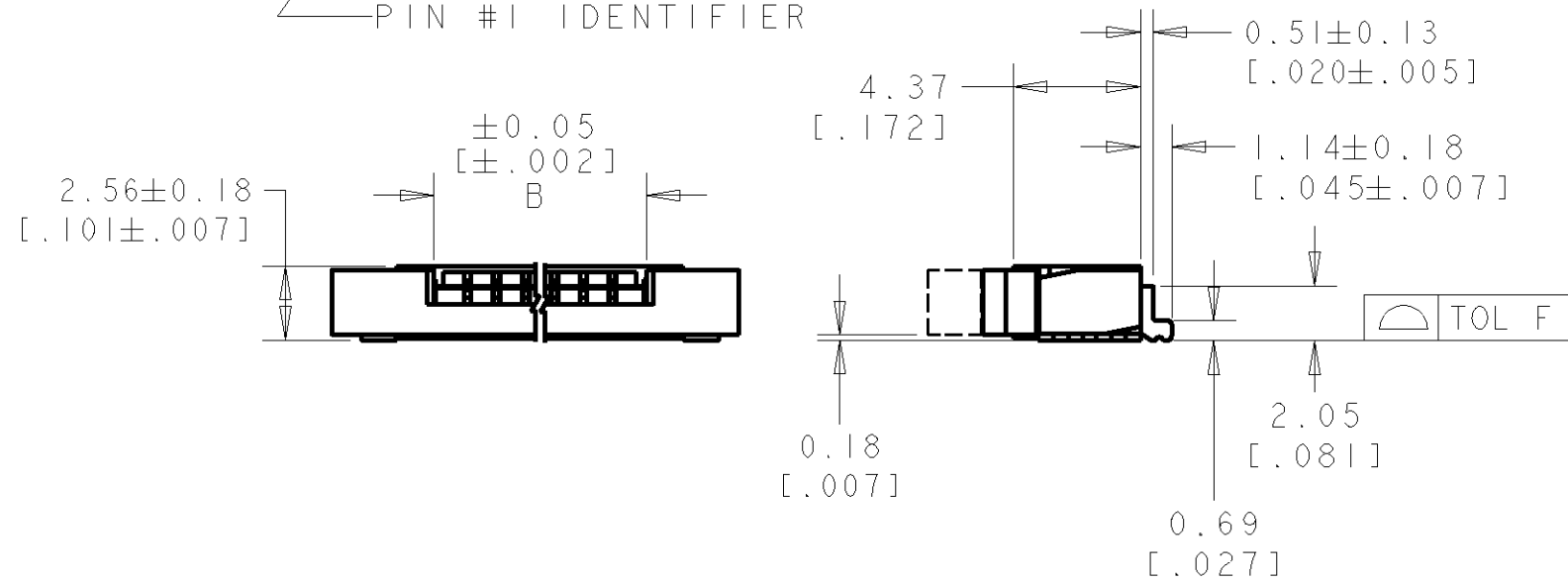
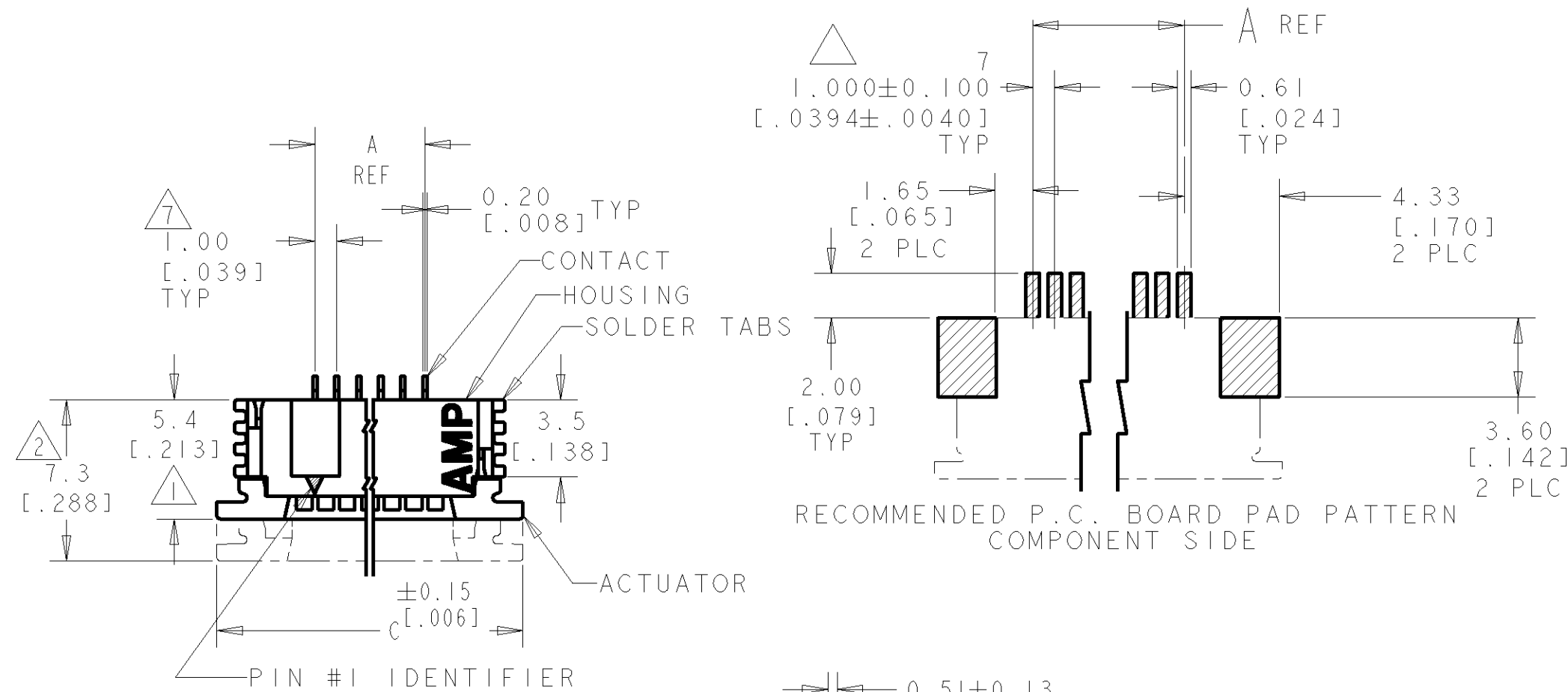


LOC	DIST	P	F	REVISIONS				DATE	APPD
				ZONE	LTR	DESCRIPTION			
DY	-				J3	REVISED PER ECO-11-005139		19MAR11	HMR



1. DIMENSION APPLIES WHEN ACTUATOR IS IN CLOSED POSITION.  
2. DIMENSION APPLIES WHEN ACTUATOR IS IN OPEN POSITION.  
3. MAXIMUM ENGAGEMENT LENGTH TO CONTACT POINT.  
4. 0.0038[.000150] MIN. TIN/LEAD OVER 0.0013[.000050] MIN. NICKEL.  
5. 0.0013[.000050] MIN. TIN.  
6. PACKAGE PER EIA 481 SPECIFICATION.  
7. TOLERANCE NON-CUMULATIVE.  
8. MATERIAL: CONTACT: PHOSPHOR BRONZE.  
SOLDER TABS: PHOSPHOR BRONZE.  
HOUSING: GLASS REINFORCED POLYESTER (LCP), UL 94V-0, COLOR-NATURAL.  
ACTUATOR: GLASS REINFORCED NYLON (PPA), UL 94V-0 OR GLASS  
REINFORCED PPS, UL 94V-0, COLOR-BLACK.  
9. OBSOLETE PARTS: OBSOLETE CIS STREAMLINING PER D.RENAUD/D.SINISI

9. OBSOLETE	OBSOLETE	9.	OBSOLETE	0.15 [.006]	.50	31.00 [.1.221]	37.92 [.1.492]	31.18 [.1.228]	29.0 [.1.142]	30	3- 487951- 0
					-	30.00 [.1.181]	36.92 [.1.454]	30.18 [.1.188]	28.0 [.1.102]	29	2- 487951- 0
					.50	29.00 [.1.142]	35.92 [.1.414]	29.18 [.1.149]	27.0 [.1.063]	28	2- 487951- 8
					-	28.00 [.1.102]	34.92 [.1.375]	28.18 [.1.109]	26.0 [.1.024]	27	2- 487951- 7
					.50	27.00 [.1.063]	33.92 [.1.335]	27.18 [.1.070]	25.0 [.984]	26	2- 487951- 6
					-	26.00 [.1.024]	32.92 [.1.296]	26.18 [.1.031]	24.0 [.945]	25	2- 487951- 5
					.50	25.00 [.984]	31.92 [.1.257]	25.18 [.991]	23.0 [.906]	24	2- 487951- 4
					-	24.00 [.945]	30.92 [.1.217]	24.18 [.952]	22.0 [.866]	23	2- 487951- 3
					.50	23.00 [.906]	29.92 [.1.179]	23.18 [.913]	21.0 [.827]	22	2- 487951- 2
					-	22.00 [.866]	28.92 [.1.139]	22.18 [.873]	20.0 [.787]	21	2- 487951- 1
					.50	21.00 [.827]	27.92 [.1.099]	21.18 [.834]	19.0 [.748]	20	2- 487951- 0
					-	20.00 [.787]	26.92 [.1.060]	20.18 [.794]	18.0 [.709]	19	1- 487951- 9
9. OBSOLETE	OBSOLETE	9.	OBSOLETE	0.10 [.004]	.50	19.00 [.748]	25.92 [.1.020]	19.18 [.755]	17.0 [.669]	18	1- 487951- 8
					-	18.00 [.709]	24.92 [.981]	18.18 [.716]	16.0 [.630]	17	1- 487951- 7
					.50	17.00 [.669]	23.92 [.942]	17.18 [.676]	15.0 [.591]	16	1- 487951- 6
					-	16.00 [.630]	22.92 [.902]	16.18 [.637]	14.0 [.551]	15	1- 487951- 5
					.50	15.00 [.591]	21.92 [.863]	15.18 [.598]	13.0 [.512]	14	1- 487951- 4
					-	14.00 [.551]	20.92 [.824]	14.18 [.558]	12.0 [.472]	13	1- 487951- 3
					.50	13.00 [.512]	19.92 [.784]	13.18 [.519]	11.0 [.433]	12	1- 487951- 2
					-	12.00 [.472]	18.92 [.745]	12.18 [.480]	10.0 [.394]	11	1- 487951- 1
					.50	11.00 [.433]	17.92 [.705]	11.18 [.440]	9.0 [.354]	10	1- 487951- 0
					-	10.00 [.394]	16.92 [.666]	10.18 [.401]	8.0 [.315]	9	487951- 9
					.50	9.00 [.354]	15.92 [.627]	9.18 [.361]	7.0 [.276]	8	487951- 8
					-	8.00 [.315]	14.92 [.587]	8.18 [.322]	6.0 [.236]	7	487951- 7
9. OBSOLETE	OBSOLETE	9.	OBSOLETE		.50	7.00 [.276]	13.92 [.548]	7.18 [.283]	5.0 [.197]	6	487951- 6
					-	6.00 [.236]	12.92 [.509]	6.18 [.243]	4.0 [.157]	5	487951- 5
					.50	5.00 [.197]	11.92 [.469]	5.18 [.204]	3.0 [.118]	4	487951- 4
					-						
F	E	D	C	B	A	POS	PART NO				

DO NOT SCALE PRINT. UNLESS SPECIFIED DIMENSIONS IN mm [INCHES] TOLERANCES ON : 1 PL DEC ± 0.2 [.008] 2 PL DEC ± 0.1 [.004] ANGLES ± -		DR 4-27-92 ED FICKES	TE Connectivity		
MATERIAL		CHK 4-27-92 J CONSOLI			
FINISH		APPD 5-4-92 R.KILE	NAME		
CONTACTS: 4		APPD SF LEONG	1 mm FPC CONNECTOR, HORIZONTAL, SURFACE-MOUNT, TOP CONTACT		
SOLDER TABS: 5		PRODUCT SPEC 108-1393			
		APPLICATION SPEC 114-1072	SIZE A2	CAGE CODE 00779	DRAWING NO 487951
		WEIGHT	SCALE 4:1	SHEET 1 OF 1	REV J3

# Mouser Electronics

Authorized Distributor

Click to View Pricing, Inventory, Delivery & Lifecycle Information:

[TE Connectivity:](#)

[1-487951-5](#)