



### 472 Series, PICO® II Time-Lag Fuse



#### Agency Approvals

Agency	Agency File Number	Ampere Range
	E10480	0. 50A - 5A

#### Additional Information



Datasheet



Resources



Samples

#### Description

The 472 Series PICO® II, 125V rated Slo-Blo® Fuse is designed for applications that require moderate in-rush withstand and is in a space-saving subminiature package.

#### Features

- Moderate in-rush withstand
- Small size
- Wide range of current ratings available (0. 50A to 5A)
- RoHS compliant and Halogen-free
- Wide operating temperature range
- Low temperature derating


#### Applications

- Flat-panel display TV
- Lighting
- Game Console
- Power Supply
- Audio/Video Equipment

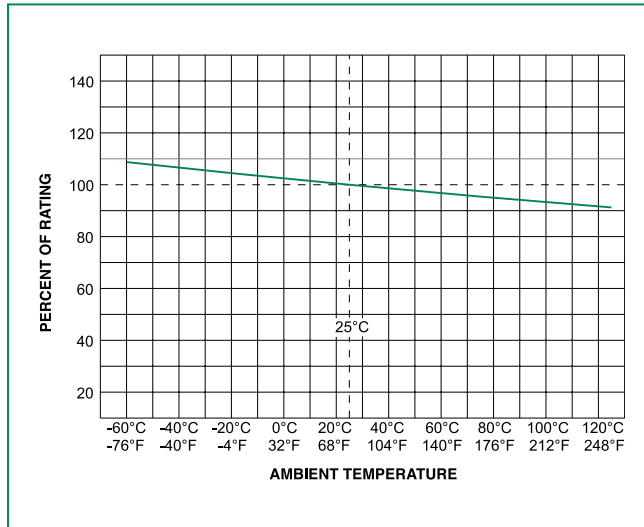
#### Electrical Characteristics

% of Ampere Rating	Opening Time
100%	4 Hours, <b>Min.</b>
200%	120 Seconds, <b>Max.</b>

#### Electrical Characteristics

Ampere Rating (A)	Amp Code	Max Voltage Rating (V)	Interrupting Rating	Nominal Cold Resistance (Ohms)	Nominal Melting I <sup>2</sup> t (A <sup>2</sup> sec)	Agency Approvals
.500	.500	125	50A@125VAC/DC	0.1745	0.1927	
1.00	001.	125		0.0785	0.9384	x
1.50	01.5	125		0.0392	2.4081	x
2.00	002.	125		0.0271	4.2363	x
2.50	02.5	125		0.0209	7.0838	x
3.00	003.	125		0.0187	9.3600	x
5.00	005.	125		0.0084	45.9000	x

### Temperature Re-rating Curve



Note:  
Rerating depicted in this curve is in addition to the standard derating of 25% for continuous operation.

### Soldering Parameters

#### Recommended Process Parameters:

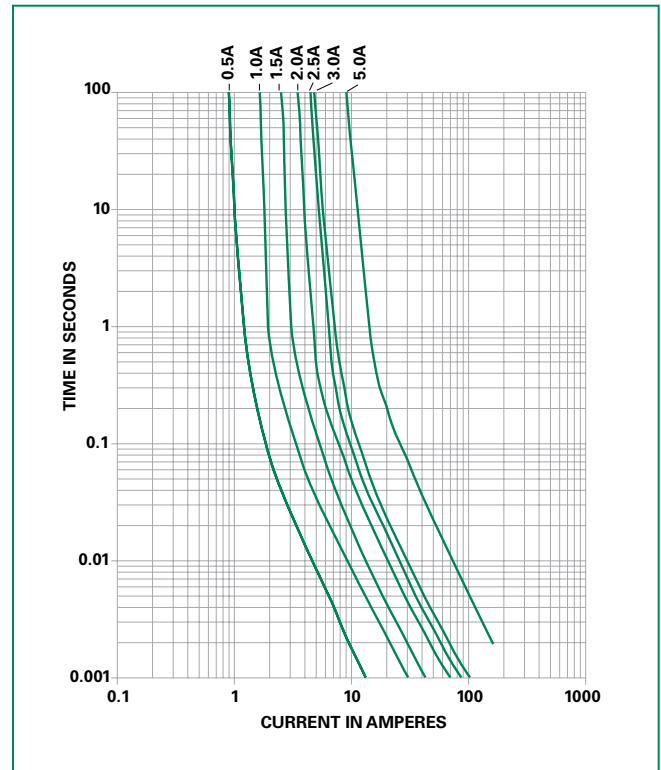
Wave Parameter	Lead-Free Recommendation
<b>Preheat:</b> (Depends on Flux Activation Temperature)	(Typical Industry Recommendation)
Temperature Minimum:	100°C
Temperature Maximum:	150°C
Preheat Time:	60-180 seconds
<b>Solder Pot Temperature:</b>	260°C Maximum
<b>Solder Dwell Time:</b>	2-5 seconds

#### Recommended Hand-Solder Parameters:

Solder Iron Temperature: 350°C +/- 5°C  
Heating Time: 5 seconds max.

**Note:** These devices are not recommended for IR or Convection Reflow process.

### Average Time Current Curves

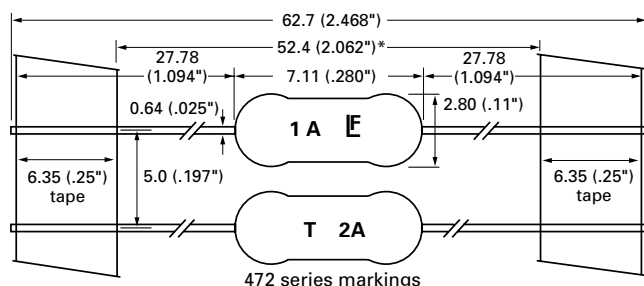


## Product Characteristics

<b>Material</b>	Body: Ceramic Leads: Tin-coated Copper Encapsulated: Epoxy-Coated Body
<b>Product Marking</b>	Body: Brand Logo, Current Rating, T (time Lag fuse)
<b>Solderability</b>	MIL-STD-202, Method 208
<b>Lead Pull Force</b>	MIL-STD-202, Method 211, Test Condition A (will Withstand a 7lbs. Axial pull test)

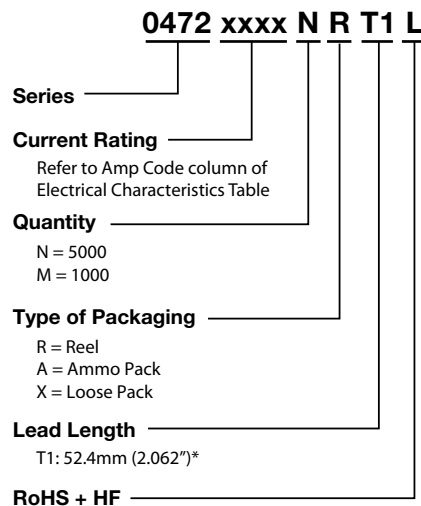
<b>Operating Temperature</b>	-55°C to +125°C with proper de-rating
<b>Thermal Shock</b>	MIL-STD-202, Method 213, Test Condition I (100 G's peak for 6 milliseconds)
<b>Vibration</b>	MIL-STD-202, Method 201 (10-55 Hz); Method 204, Test Condition C (55-2000 Hz at 10 G's Peak)

## Dimensions



Coating Diameter (max): 0.5A-3.0A: 2.80mm  
5.0A: 2.90mm

## Part Numbering System



## Packaging

Packaging Option	Packaging Specification	Quantity	Quantity & Packaging Code
*T1: 52.4mm (2.062'') Tape and Reel	EIA 296		Refer to the tables in Part Numbering System above

Notes: \* T1 dimension is defined as the length of the component between the two tapes. The full component length is 62.7mm (2.468'').

# Mouser Electronics

Authorized Distributor

Click to View Pricing, Inventory, Delivery & Lifecycle Information:

## Littelfuse:

[0472.500MAT1L](#) [0472.500MRT1L](#) [0472.500MXL](#) [0472.500NAT1L](#) [0472.500NRT1L](#) [0472001.MAT1L](#)  
[0472001.MRT1L](#) [0472001.MXL](#) [0472001.NAT1L](#) [0472001.NRT1L](#) [0472002.MAT1L](#) [0472002.MRT1L](#) [0472002.MXL](#)  
[0472002.NAT1L](#) [0472002.NRT1L](#) [0472003.MAT1L](#) [0472003.MRT1L](#) [0472003.MXL](#) [0472003.NAT1L](#)  
[0472003.NRT1L](#) [047201.5MAT1L](#) [047201.5MRT1L](#) [047201.5MXL](#) [047201.5NAT1L](#) [047201.5NRT1L](#)  
[047202.5MAT1L](#) [047202.5MRT1L](#) [047202.5MXL](#) [047202.5NAT1L](#) [047202.5NRT1L](#) [0472005.MRT1L](#)  
[0472005.NRT1L](#) [0472005.NAT1L](#) [0472005.MAT1L](#) [047201.5MRT1HF](#) [0472005.MXHF](#)