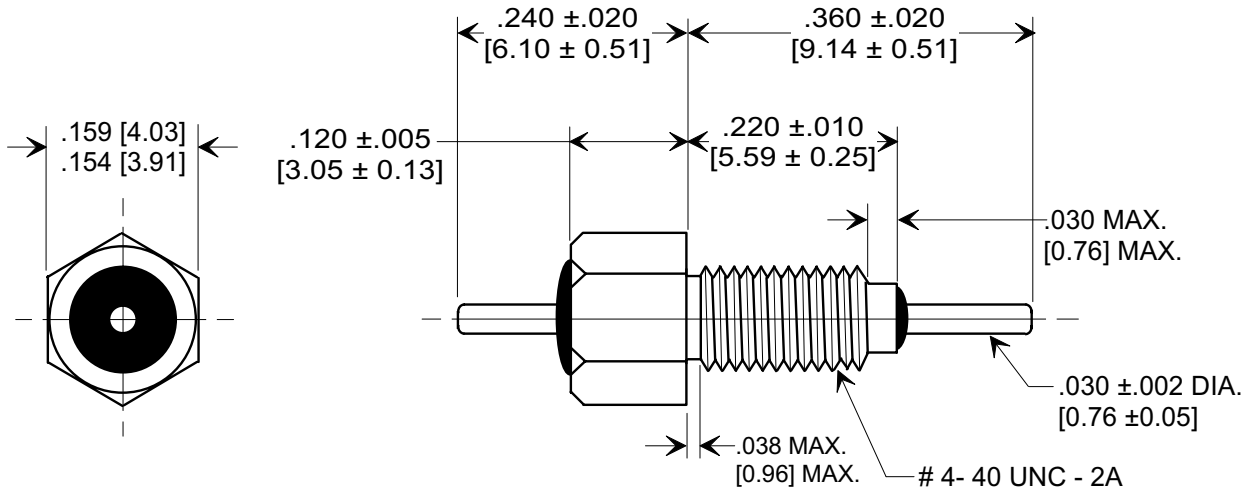
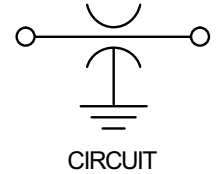
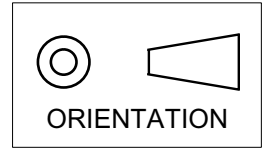


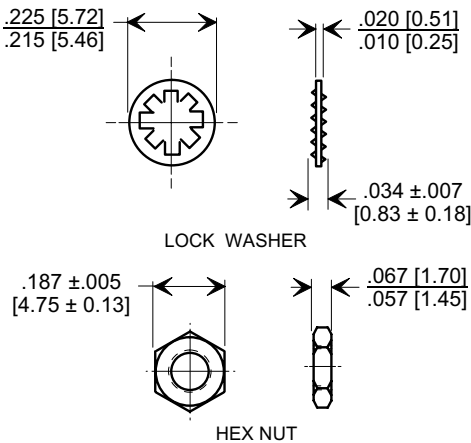
MARKETING SALES DRAWING

Electrical Testing
per Tusonix standard
test plans and Mil-Std-202
Test Methods.

DIMENSIONS IN INCHES - DO NOT SCALE THIS DRAWING
DIMENSIONS IN METRIC - []



MOUNTING HARDWARE



Notes:

1. Operating temperature range : -55°C to +125°C.
2. Silver plated case, lead and mounting hardware.
3. Max.recommended mounting torque : 2.0 lb. - in.
4. Max. recommended soldering temperature : 260°C.
See installation recommendations.
5. Nut and lock washer included.
6. Tusonix Standard part number: 4400-035.
Tusonix RoHS compliant part number: 4400-035 LF.
Customer must specify Standard or RoHS part number when ordering.
7. Part Marking: Trademark and variation stamped on hex flats:
Standard Part, Black Ink. RoHS compliant part, green ink for identification.

CAP.(pf)	TOLERANCE	DC WORKING VOLTAGE		I.R. MIN. @ 100 (VDC.)	DWV (VDC)	DC CURRENT (AMPS)	MIN. NO LOAD INSERTION LOSS (dB) @ 25°C PER MIL-STD-220				
		85°C	125°C				1 MHz	10 MHz	100 MHz	1 GHz	10 GHz
10,000	GMV	70	50	10 G Ω	150	10	4	21	35	50	60

X-2015 Rev-0	REVISION RECORD				--TOLERANCES-- Unless Otherwise Specified		Title	
	Original Release C.O. 20011102-1-02	0			DECIMAL ± NOTED		BUSHING STYLE EMI FILTER Drawn S.M. 11-08-01 Scale 5 X Approved B.Mc. 11-08-01	
	VARS 035,036,037 & 1MHZ COLUMN ADDED. L.E. 1-1-07-90	1			ANGLES ±			
	5591		RDN TO COMP FMT & ADDED METRIC. S.M. 11-08-01				TUSONIX TUCSON, ARIZONA	
20011102-1-02	2	REVISED DWG. DRAWING MADE FOR EACH VAR. S.M. 11-19-02						
20021113-1-06	3	REVISED AND ADDED NOTES. S.M. 11-04-05						
20051102-1-02	4					A 4400-035		

Mouser Electronics

Authorized Distributor

Click to View Pricing, Inventory, Delivery & Lifecycle Information:

[Tusonix / CTS:](#)

[4400-035LF](#)