

Limit value switches - MCR-2SP-UI-DC - 2769873

Please be informed that the data shown in this PDF Document is generated from our Online Catalog. Please find the complete data in the user's documentation. Our General Terms of Use for Downloads are valid (<http://phoenixcontact.com/download>)




MCR limit value switch, with two adjustable relay contacts, with electrically isolated auxiliary power supply, input signal 0...10 V/0..20 mA

The figure shows version MCR-2SP-UI



Key Commercial Data

Packing unit	1 pc
GTIN	 4 017918 067694
GTIN	4017918067694

Technical data

Note

Utilization restriction	EMC: class A product, see manufacturer's declaration in the download area
-------------------------	---

Dimensions

Width	45 mm
Height	75 mm
Depth	108 mm

Ambient conditions

Ambient temperature (operation)	-20 °C ... 65 °C
Ambient temperature (storage/transport)	-20 °C ... 65 °C

Input data

Description of the input	Analog input
Configurable/programmable	Yes
Voltage input signal	0 V ... 10 V
Current input signal	0 mA ... 20 mA
max. input voltage	13 V

Limit value switches - MCR-2SP-UI-DC - 2769873

Technical data

Input data

Max. input current	100 mA
Input resistance of voltage input	200 kΩ
Input resistance current input	50 Ω
Internal hysteresis	approx. 100 mV
	approx. 200 μA
Setting option	2-figure momentary-contact coding switch (0 ... 99%)
	External analog value definition
	2-figure momentary-contact coding switch (0 ... 99%) and external analog value definition
Description of the input	Setpoint input
Number of inputs	2
Configurable/programmable	Yes
Voltage input signal	0 V ... 10 V
Current input signal	0 mA ... 20 mA
max. input voltage	13 V
Max. input current	100 mA
Input resistance of voltage input	200 kΩ
Input resistance current input	50 Ω

Switching output

Output name	Relay output
Contact type	2 PDT contact, pick-up/drop-out (can be switched)
Contact material	Silver cadmium oxide (AgCdO)
Maximum switching voltage	250 V AC
Mechanical service life	3x 10 ⁷ cycles
Setting range of the response delay	40 ms ... 4 s (adjustable)
Status display	LED
Max. switching current	3 A

Power supply

Nominal supply voltage	24 V DC
Supply voltage range	20 V DC ... 30 V DC
Max. current consumption	50 mA
Power consumption	< 1.5 W

General

No. of channels	2
Maximum temperature coefficient	≤ 0.01 %/K
Step response (10-90%)	40 ms
Degree of pollution	2
Test voltage input/power supply	1 kV AC (50 Hz, 1 min.)
Color	green

Limit value switches - MCR-2SP-UI-DC - 2769873

Technical data

General

Housing material	PC
Mounting position	Vertical (horizontal DIN rail)
Conformance	CE-compliant
UL, USA/Canada	cULus

Standards and Regulations

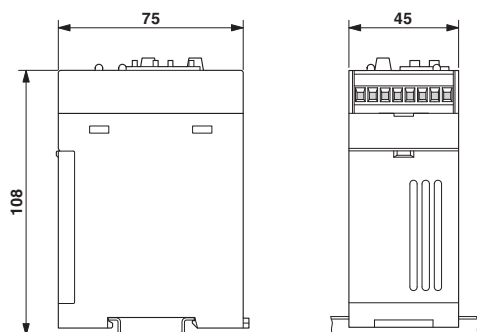
Connection in acc. with standard	CUL
Conformance	CE-compliant
UL, USA/Canada	cULus

Environmental Product Compliance

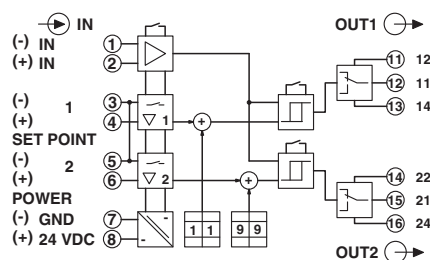
REACH SVHC	Lead 7439-92-1
China RoHS	Environmentally Friendly Use Period = 50
	For details about hazardous substances go to tab "Downloads", Category "Manufacturer's declaration"

Drawings

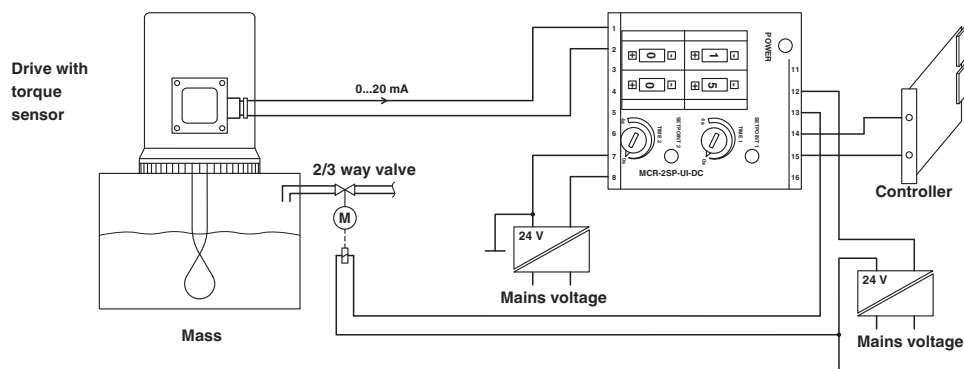
Dimensional drawing



Circuit diagram



Application drawing



Limit value switches - MCR-2SP-UI-DC - 2769873

Approvals





Approvals

Approvals

UL Recognized / cUL Recognized / EAC / cULus Recognized

Ex Approvals

Approval details

UL Recognized		http://database.ul.com/cgi-bin/XYV/template/LISEXT/1FRAME/index.htm	FILE E 238705
cUL Recognized		http://database.ul.com/cgi-bin/XYV/template/LISEXT/1FRAME/index.htm	FILE E 238705
EAC			RU C- DE.A*30.B.01082
cULus Recognized			

Phoenix Contact 2019 © - all rights reserved
<http://www.phoenixcontact.com>

PHOENIX CONTACT GmbH & Co. KG
Flachsmarktstr. 8
32825 Blomberg
Germany
Tel. +49 5235 300
Fax +49 5235 3 41200
<http://www.phoenixcontact.com>