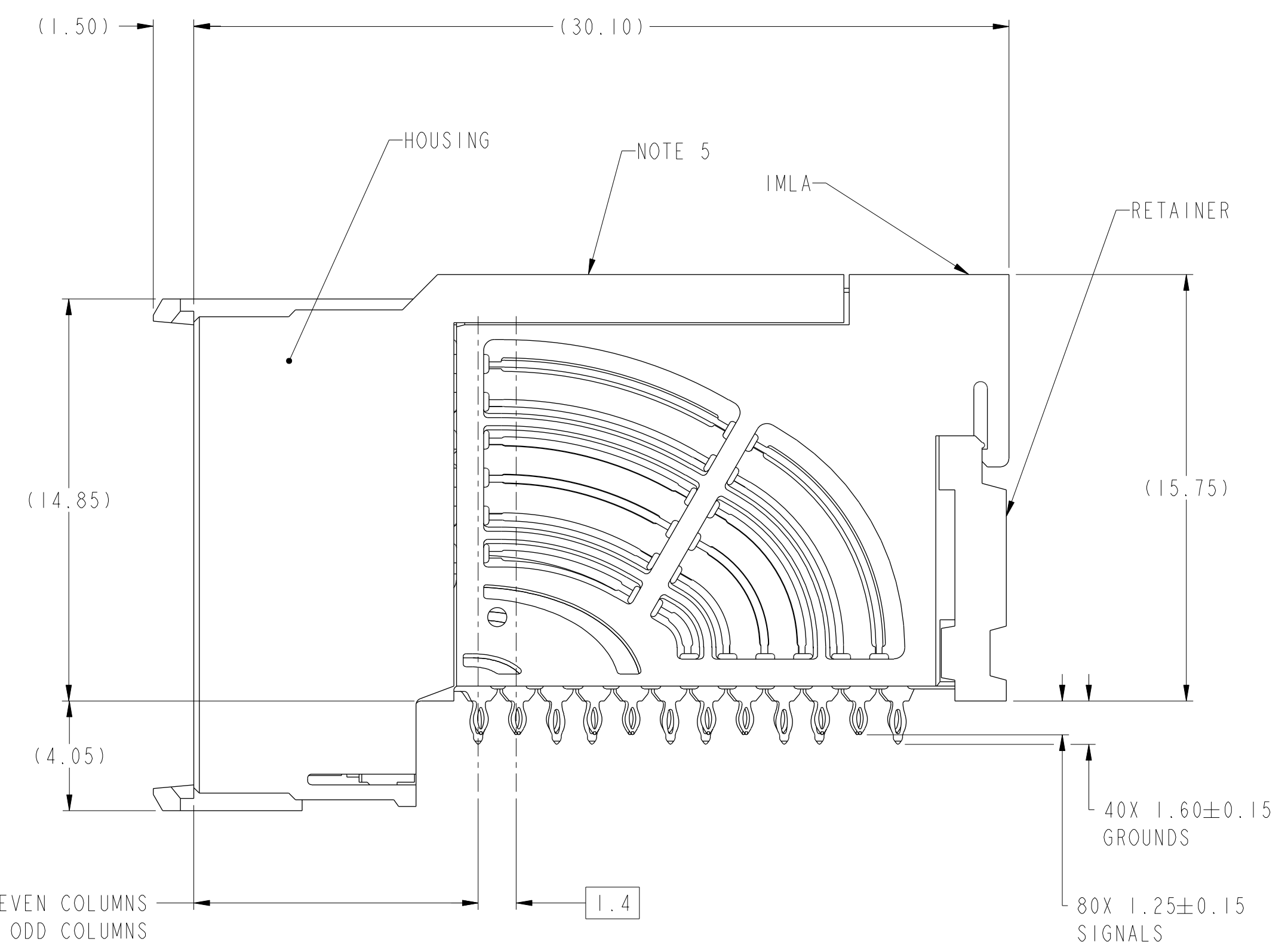
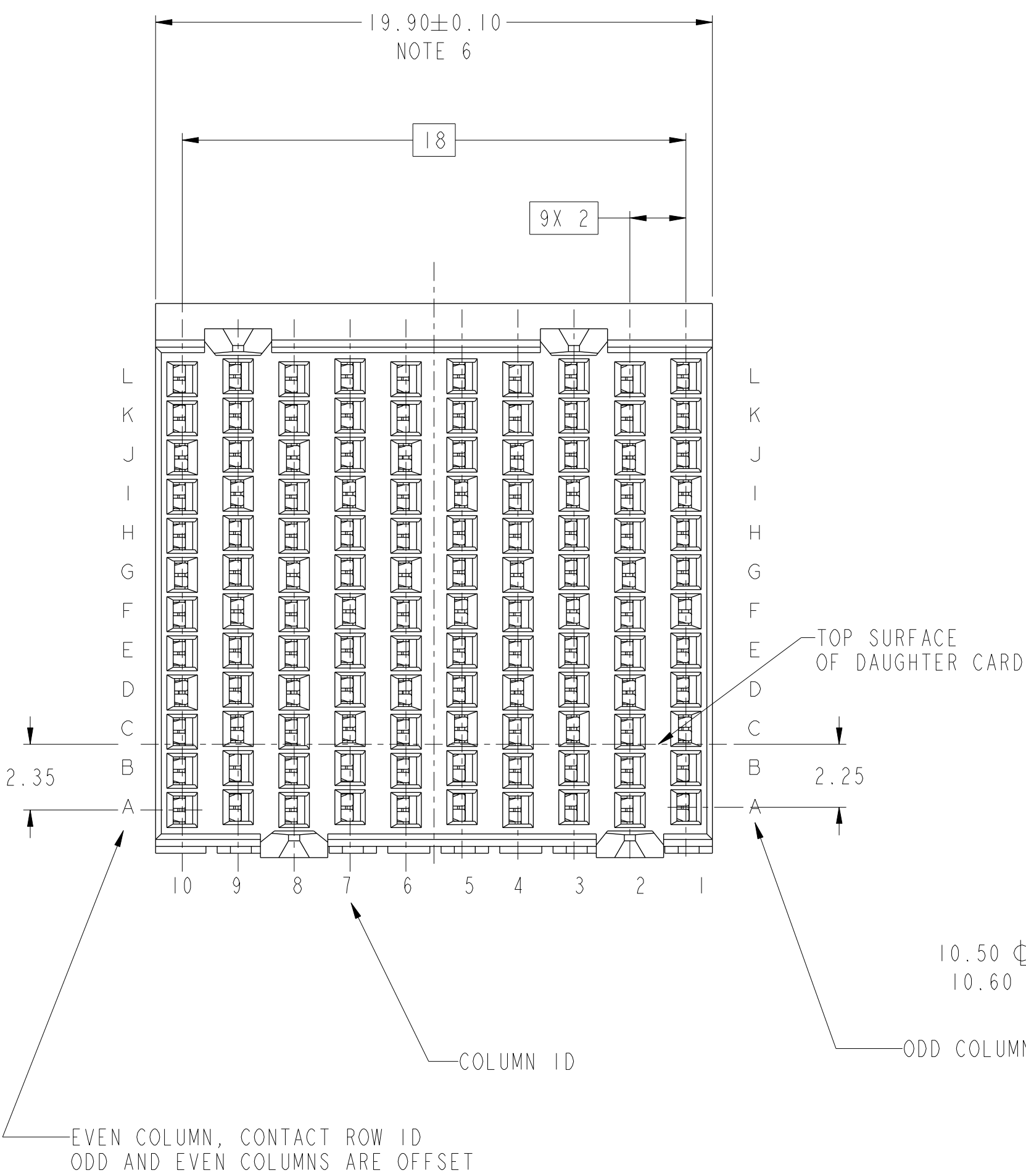


PRODUCT NUMBER  
SEE SHEET 3



spec ref	---	dr	Lin-Soe Ngwe	2012/1/15	projection	MM	size	A2	scale	1:1												
tolerance std	ASME Y14.5M	eng	Jackie Chen	2015/01/08			ecn no	ELX-DG-19888-1														
TOLERANCES UNLESS OTHERWISE SPECIFIED		chr	-	rel level			Released															
surface	<table border="1"> <tr> <td>linear</td> <td>0.X</td> <td>±.3</td> </tr> <tr> <td></td> <td>0.XX</td> <td>±.10</td> </tr> <tr> <td></td> <td>0.XXX</td> <td>±.050</td> </tr> <tr> <td>angular</td> <td>0°</td> <td>±°</td> </tr> </table>	linear	0.X	±.3				0.XX	±.10		0.XXX	±.050	angular	0°	±°	appr	Collins Lu	2015/01/08	product family	AirMax VSE	cat. no.	10123421
linear	0.X	±.3																				
	0.XX	±.10																				
	0.XXX	±.050																				
angular	0°	±°																				
		www.fci.com		Product - Customer Drw		sheet 1 of 3																

PDS: Rev :C

STATUS:Released

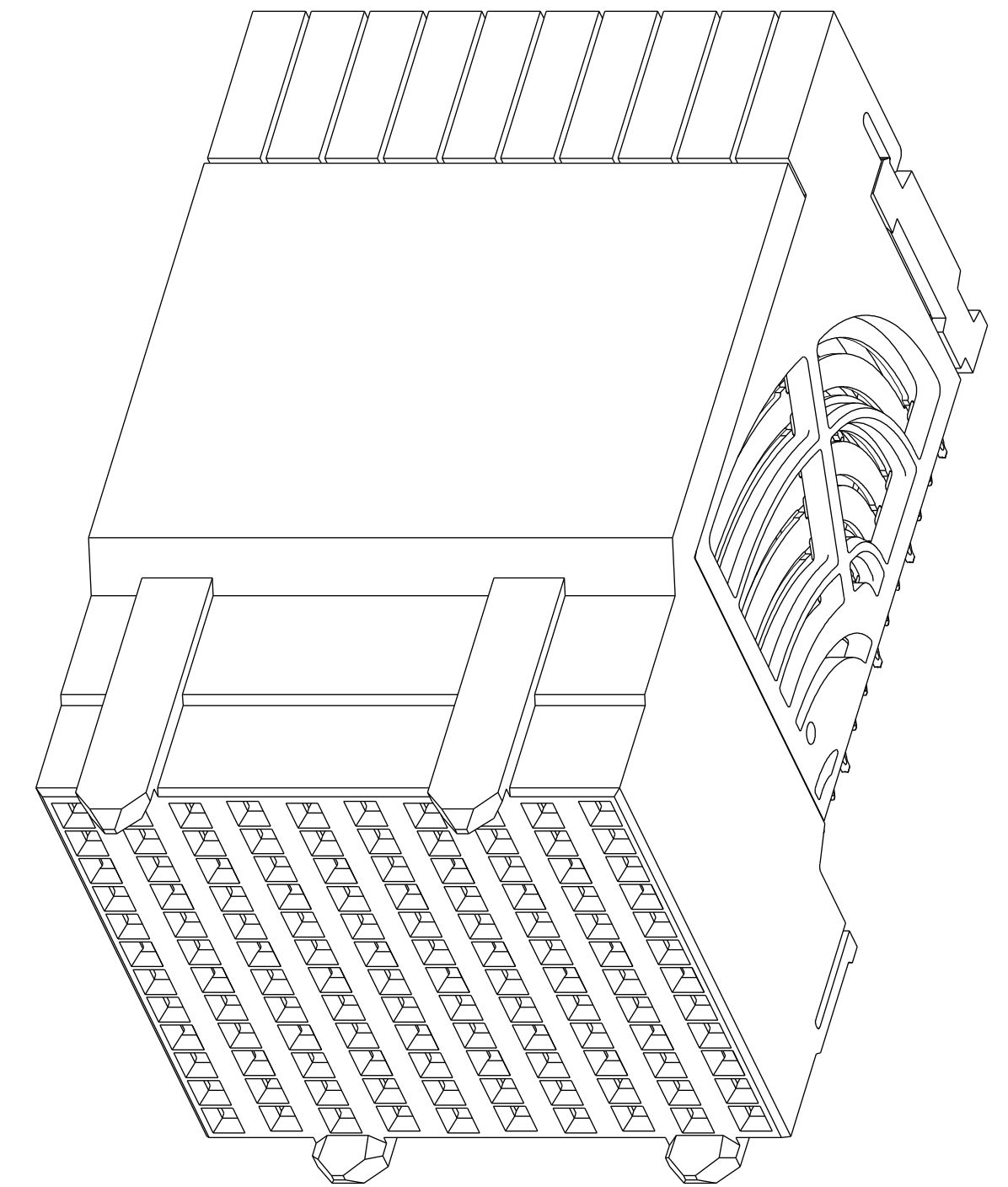
Printed: Jan 09, 2015

Copyright FCI.

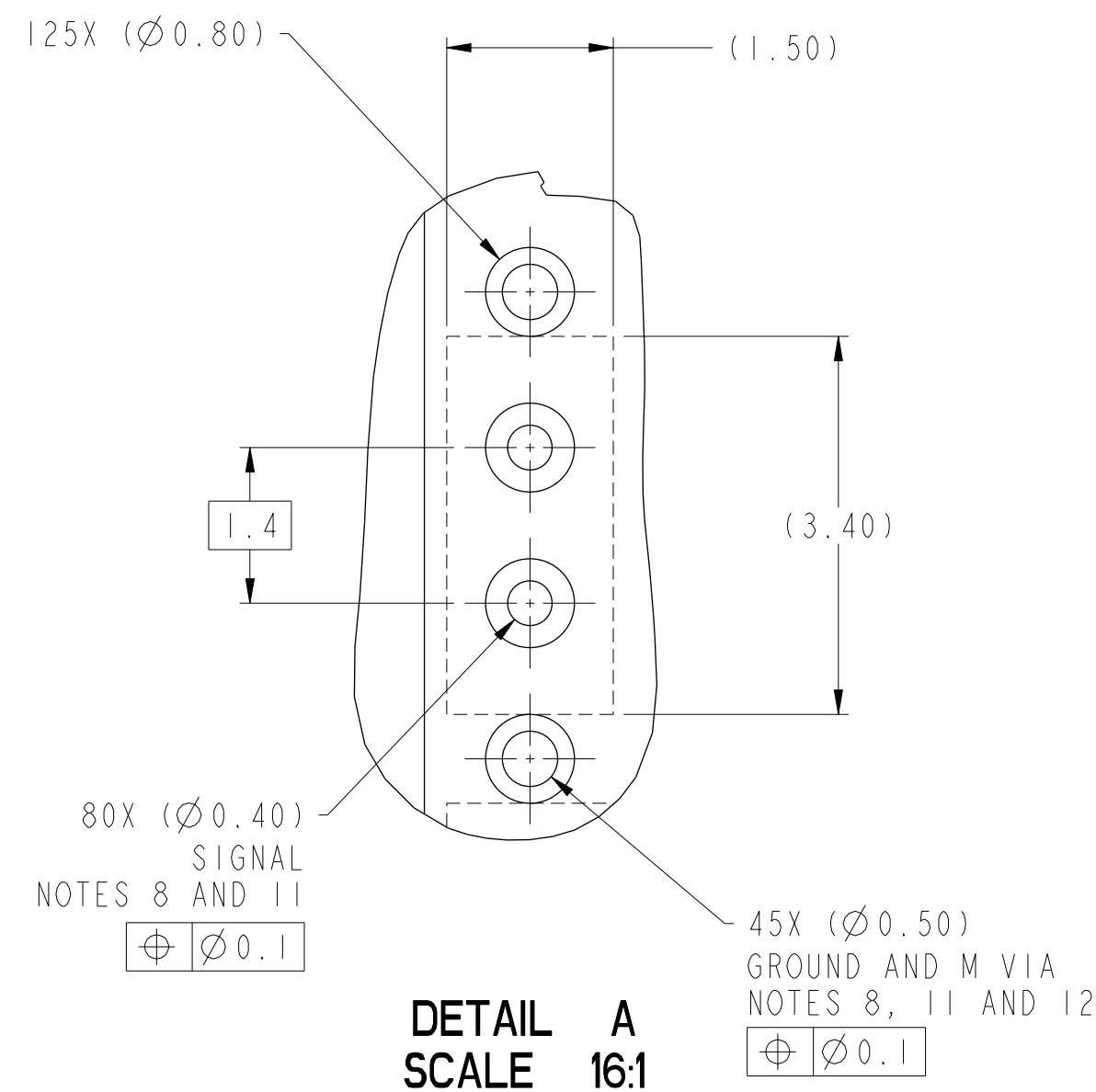


PRODUCT NUMBER	PRESS-FIT TAIL PLATING TYPE
10123421-101	TIN/LEAD ALLOY OVER NICKEL
10123421-101LF	TIN OVER NICKEL (LEAD FREE)

- 1 - CONNECTOR MATERIALS:  
HOUSING: HIGH TEMP THERMOPLASTIC, NATURAL, UL94-V0  
IMLA PLASTIC: HIGH TEMP THERMOPLASTIC, BLACK, UL94-V0  
CONTACT: COPPER ALLOY  
ORGANIZER: HIGH TEMP THERMOPLASTIC, NATURAL, UL94-V0
- 2 - CONTACT PLATING:  
SEPARABLE INTERFACE:  
GXT PLUS PLATING, QUALIFIED TO MEET THE REQUIREMENTS OF FCI PRODUCT SPECIFICATION GS-12-0956 INCLUDING TELCORDIA GR-1217-CORE (NOVEMBER 1995) CENTRAL OFFICE TEST SEQUENCE  
  
PRESS-FIT TAILS: SEE TABLE
- 3 - PRODUCT SPECIFICATION: GS-12-0956
- 4 - APPLICATION SPECIFICATION: GS-20-0305.
- 5 - PRODUCT MARKING, (PROTOTYPE, PART NUMBER & LOT CODE), ON THIS SURFACE.
- 6 - THE MINIMUM CENTERLINE SPACING BETWEEN ADJACENT MODULES IS 20.0 MM.
- 7 - CONNECTOR OUTLINE MAY BE SCREEN PRINTED ONTO CUSTOMER PCB TO BE USED AS A GUIDE FOR MANUAL CONNECTOR PLACEMENT.
- 8 - REFER TO CUSTOMER DRAWING 10104444 FOR INFORMATION ON PCB HOLE DIAMETERS AND PLATING OPTIONS
- 9 - LEAD FREE PRODUCT MEETS THE EUROPEAN UNION DIRECTIVES & OTHER COUNTRY REGULATIONS AS DESCRIBED IN GS-22-008
- 10 - PACKAGING MEETS GS-14-920 LEAD FREE LABELING SPECIFICATION.
- 11 - GROUND CONTACTS (C,F,I AND L IN ODD COLUMNS AND A,D,G AND J, EVEN COLUMNS) REQUIRE (Ø0.500) FINISHED HOLES. SIGNAL LOCATIONS REQUIRE (Ø0.400) FINISHED HOLES.
- 12 - THESE OUTER VIAS (M) ARE OPTIONAL. WHILE NO CONNECTOR EONS ARE. PRESSED INTO THESE HOLES, WE RECOMMEND (Ø 0.500) FINISHED HOLES AT THESE LOCATIONS TO PROVIDE GROUND SYMMETRY THROUGH THE PCB.
- 13 - A  $\triangle$  SYMBOL WILL BE NEXT TO ANY DIMENSION, VIEW, OR NOTE, WHICH HAS BEEN MODIFIED WITH THE CURRENT DRAWING REVISION.



10123421-101 OR -101LF



spec ref	---	dr	Lin-Soe Ngwe	2012/11/15	projection	MM	size	A2	scale	4:1
tolerance std	ASME Y14.5M	eng	Jackie Chen	2015/01/08			ecn no	ELX-DG-19888-1		
TOLERANCES UNLESS OTHERWISE SPECIFIED		chr	-	appr			Collins Lu	2015/01/08	product family	rel level
surface		linear	0.X	±.3		<b>AIRMAX VS2 R.A. RECEPTACLE</b> ASS'Y, 4 PAIR, 120 POS, 10 IMLA, 20MM, Small PF		10123421		<b>C</b>
			0.XX	±.10						
			0.XXX	±.050						
		angular	0°	±°	www.fci.com	cat. no.	Product - Customer Drw	sheet 3 of 3		

# Mouser Electronics

Authorized Distributor

Click to View Pricing, Inventory, Delivery & Lifecycle Information:

[FCI / Amphenol:](#)

[10123421-101LF](#)