

PUSH-BUTTON PENDANT PRODUCTS



WOODHEAD® PUSH-BUTTON PENDANT PRODUCTS ARE ERGONOMICALLY DESIGNED HAND-HELD CONTROL BOXES, AVAILABLE IN A WIDE RANGE OF INDUSTRIAL-GRADE PENDANTS AND ENCLOSURES THAT FEATURE COMPACT WATERTITE® NYLON OR DURABLE NEÖTEX® RUBBER CONSTRUCTION

Watertite pendant stations are rugged enough to withstand the most hostile industrial environments, yet ergonomically designed to fit an operator's hand. Super-Safeway® pushbutton pendant stations feature NEÖTEX rubber construction to protect buttons from industrial elements. Weather-resistant pushbutton covers transform your F.S./F.D. box into a pendant station. Constructed of NEÖTEX rubber, the cover includes integral push buttons that can be wired normally-open or normally-closed.

FEATURES AND BENEFITS

Ergonomic design	Increased user comfort and satisfaction
Available in Watertite and Super-Safeway constructions	Suitable for a wide range of applications
NEÖTEX rubber construction	Optimum resistance to the effects of heat, cold, abrasion and chemicals

APPLICATIONS

- Automated assembly equipment
- Automatic doors
- Automation controllers
- Automation equipment
- Automotive plants
- Workstations

Pushbuttons Watertite® Pendant Station



Features and Benefits

- Lightweight, polycarbonate pendant enclosure is double insulated, UV stabilized and chemically resistant to provide long life
- Ergonomic design fits easily in the palm of your hand for greater comfort and reduced fatigue
- Single and two-speed button pairs have mechanical interlocks for improved safety
- The common circuit is pre-wired to save installation time
- An elastic, chemically resistant gasket ensures a tight seal between front and back
- MAX-LOC® strain relief included as standard to provide maximum cord pull-out resistance
- Legend sheet included

Reference Information

UL File No.: E70531



Physical

Pendant Housing: Polycarbonate

Switches: 3A, 125/250V

Single and Two-Speed Switch Pairs: Mechanically interlocked

Cover Face Screws: Stainless Steel

Gasket and O-Ring Seal: Rubber

Cord Connection; MAX-LOC nylon strain relief with rubber grommet

Cord Grip Body Size: F3 ¾"

Cord Diameter: 9.53 to 20.63mm (.375 to .812")

Environmental

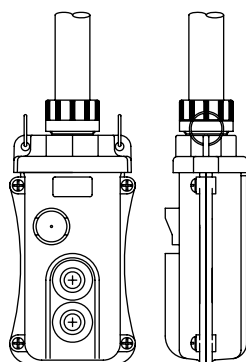
Rating: Wet industrial duty

NEMA Enclosure Rating: NEMA 4X, IP56

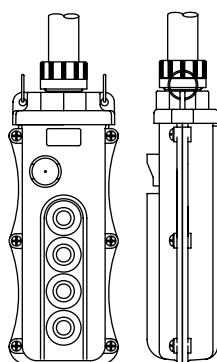
Temperature Rating: -10 to 150°F

Test/Control

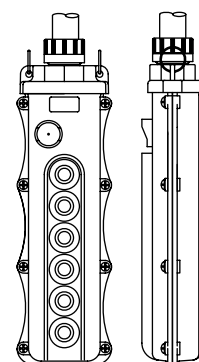
F



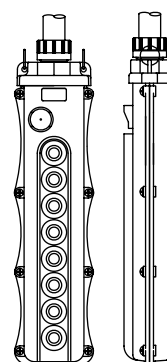
5052



5054



5056



5058

Number of Buttons	Number of Speeds	M = Momentary; N = Maintained	Woodhead No.*	Order No.
2	1		5052-1	130126-0243
2	N/A	M	5052-M	130126-0246
2	N/A	N	5052-N	130126-0247
4	1		5054-1	130126-0248
4	1	M	5054-1M	130126-0249
4	1	N	5054-1N	130126-0250
4	2		5054-2	130126-0251
6	1		5056-1	130126-0256
6	1	M	5056-1M	130126-0257
6	1	N	5056-1N	130126-0258
6	2	M	5056-2M	130126-0260
8	1		5058-1	130126-0262
8	1	M	5058-1M	130126-0263
8	1	N	5058-1N	130126-0264
8	2	M	5058-2M	130126-0266
8	3	M	5058-3M	130126-0268

* Momentary and Maintained refer to On/Off buttons only in first and second positions. Without an "M" or "N," no On/Off is present.

Accessory/Replacement Parts†

Description	Woodhead No.	Order No.
2-position selector switch†	505SS-2	130126-0025
3-position selector switch—NO In Center†	505SS-3NO	130126-0027
2-button single speed switch—1 NO	505SW-1	130126-0028
2-button single speed switch—2 NO	505SW-12NO	130126-0029
2-button single speed switch—NO/NC	505SW-1NONC	130126-0030
2-button 2-speed switch—1 NO	505SW-2	130126-0031
2-button switch Momentary On/Off—NO/NC	505SW-M	130126-0033
2-button switch Maintained On/Off—NO/NC	505SW-N	130126-0034
Pilot light, green, shroud mount	505PL-GS	130126-0021
Pilot light, red, shroud mount	505PL-RS	130126-0022
Pilot light, white, shroud mount	505PL-YS	130126-0023
Red mushroom On/Off switch†	505B-RM	130126-0012
Button cover, Black high ambient chemical resistance	505BC-C	130126-0008
Button cover legend sheet	505BC-L	130126-0009

† See Strain Relief Grips for wiring device/enclosure boxes for additional support

† Requires larger hole in enclosure if done as a retrofit

Dimensions

Length with MAX-LOC	Width	Depth	Woodhead Series No.
18.8cm 7.4"	8.9cm 3.5"	5.8cm 2.3"	5052
24.9cm 9.8"			5054
30.7cm 12.1"			5056
36.8cm 14.5"			5058

Pushbuttons Watertite® Pendant Station



Features and Benefits

- Lightweight, polycarbonate pendant enclosure is double insulated, UV stabilized and chemically resistant to provide long life
- Ergonomic design fits easily in the palm of your hand for greater comfort and reduced fatigue
- Single speed, double-throw, momentary contacts can be wired either normally-open or normally-closed for complete application flexibility
- An elastic, chemically resistant gasket ensures a tight seal between front and back
- MAX-LOC® strain relief included as standard to provide maximum cord pull-out resistance

Reference Information

UL File No.: See switch rating

CSA File No.: LR32400



Physical

Pendant Housing: Nylon

Switches: Single-speed, double throw, momentary type, fine sliver, SPDT-DB

Cover Face Screws: Stainless Steel

Pushbutton Diaphragm Seal: Rubber

Cover Gasket Seal: Neoprene

Cord Connection: MAX-LOC nylon strain relief with rubber grommet

Nameplate Set: 35 self-adhesive, pre-printed labels on one acetate sheet

Cord Grip Body Size: F2 1/2"

Cord Diameter: 7.92 to 15.88mm (.312 to .625")

Environmental

Rating: Wet industrial duty

NEMA Enclosure Rating: NEMA IP67

Number of Buttons	Body Color	Woodhead No.	Order No.
2	Yellow	4052	130126-0231
2	Black	4052BLK	130126-0232

Switch Characteristics

Dimensions	Contact Arrangement: Single speed SPDT-DB	
	Continuous	Control
<p>Dimensions — Inch.(cm)</p>	10A @ 125 to 250V AC* 1/2 HP @ 125V AC* 3/4 HP @ 250V AC* 1 HP @ 125V AC or 250V AC 10A 28V DC Inductive 15A 28V DC Resistive	120VAC 60A Make 6A Break 240VAC 30A Make 3A Break A-300 Contact rating Per U.L. Std. 508

* UL listed and CSA certified

Replacement Parts†

Description	Woodhead No.	Order No.
Replacement switch—one speed, momentary	42-2190	130186-0318
Rubber switch diaphragm	00-5150	130180-0468
Legend kit—labels, function pushbutton station	31-5800	130228-0721

† See Strain Relief Grips for wiring device/enclosure boxes for additional support

Pushbuttons Swinger Switch Mini-Change®



Features and Benefits

- One-button, momentary contact switch provides quick and easy on/off actuation
- Durable weather-resistant rubber housing protects switch against harmful elements

Reference Information

UL File No.: E70531

CSA File No.: LR44136



Electrical

Voltage: 120V AC/250V AC

Physical

Housing: Nylon

Throw	Pole Position	Woodhead No.	Order No.
Single	Normally open	55501	130023-0001
Single	Normally closed	55502	130023-0002
Double	Normally open/Normally closed	55503	130023-0003
Single	Normally open	55504	130023-0004

Pushbuttons Super-Safeway™ Pendant Station



Features and Benefits

- Unique, industry-leading, NEOTEX® Paracril OZO rubber pendant stations yield the best performance for abrasion, chemical exposure and temperature extremes
- Ergonomic design fits easily in the palm of your hand for greater comfort and reduced fatigue
- Housing to cover fitted with tongue and groove design for best sealing performance
- Pushbuttons are not exposed beyond enclosure face to prevent unwanted activation and button protection
- Single and two-speed buttons can be wired as an electrical interlock for improved safety
- An elastic, chemically resistant gasket ensures a tight seal between front and back
- MAX-LOC® strain relief included as standard to provide maximum cord pull-out resistance
- Built-in ground connection saves installation time
- Legend sheet included
- All buttons are momentary, except for the E-Stop which is maintained

Reference Information

CSA certified switches: LR32400



Physical

Pendant Cover and Housing: : NEOTEX Paracril OZO rubber
Messenger Cable Bracket and Cover Screws: Steel Zinc-plated
Gasket and O-Ring Seal: Neoprene

Cord Connection; MAX-LOC nylon strain relief with rubber grommet

Nameplate Set: 35 self-adhesive, pre-printed labels on one acetate sheet

Environmental

Rating: 4022—Rain Tight
4024, 4026, 4028—Testing pending

Test/Control



Number of Buttons	Cord Grip Body Size*	Number of Speeds	Emergency Stop	Cord Diameter	Woodhead No.	Order No.
2	F3 3/4"	1		12.70–17.45mm (.500–.687")	4022	130126-0199
2	F3 3/4"	1	Yes	12.70–17.45mm (.500–.687")	4022ES	130126-0204
2	F3 3/4"	2		12.70–17.45mm (.500–.687")	4022-2	130126-0200
3	F3 3/4"	1		12.70–19.05mm (.500–.750")	4023	130126-0207
3	F3 3/4"	1	Yes	12.70–19.05mm (.500–.750")	4023ES	130126-0209
3	F3 3/4"	2		12.70–19.05mm (.500–.750")	4023-2	130126-0208
4	F3 3/4"	1		12.70–19.05mm (.500–.750")	4024	130126-0212
4	F3 3/4"	1	Yes	12.70–19.05mm (.500–.750")	4024ES	130126-0214
4	F3 3/4"	2		12.70–19.05mm (.500–.750")	4024-2	130126-0213
6	F3 3/4"	1		14.27–20.63mm (.562–.812")	4026	130126-0218
6	F4 1"	1	Yes	17.45–23.80mm (.687–.937")	4026ES	130126-0222
6	F3 3/4"	2		14.27–20.63mm (.562–.812")	4026-2	130126-0219
8	F4 1"	1		17.45–23.80mm (.687–.937")	4028	130126-0036
8	F3 3/4"	1	Yes	14.27–20.63mm (.562–.812")	4028ES	130126-0226
8	F4 1"	2		17.45–23.80mm (.687–.937")	4028-2	130126-0224

* F3 nut is non-metallic. F4 nut is metallic.

Switch Ratings

Single Speed	Two Speed	Maintain
20A @ 125 to 250V AC	10A @ 125 or 250V AC	16A @ 125V AC
25A @ 24V DC	1/3 HP @ 125V	8A @ 250V AC
0.5A @ 250V DC	1/2 HP @ 250V	1 HP @ 125 or 250V AC
1 HP @ 125V AC		
2 HP @ 250V AC		

Dimensions

Pendant Pushbutton Station	Length	Width	Depth	Woodhead No.	Order No.
	14.9cm (5.88")	7.6cm (3.00")	6.7cm (2.66")	4022	130126-0199
	19.0cm (7.50")	7.6cm (3.00")	6.7cm (2.66")	4023	130126-0207
				4022ES	130126-0204
	23.1cm (9.13")	7.6cm (3.00")	6.7cm (2.66")	4024	130126-0212
				4023ES	130126-0209
	27.3cm (10.75")	7.6cm (3.00")	6.7cm (2.66")	4026	130126-0218
				4024ES	130126-0214
	40.0cm (15.75")	7.6cm (3.00")	6.7cm (2.66")	4028	130126-0036
				4026ES	130126-0222
	46.3cm (18.25")	7.6cm (3.00")	6.7cm (2.66")	4028ES	130126-0226

Replacement Gasket Kits

Number of Buttons	Woodhead No.	Order No.
2	4022G	130126-0205
3	4023G	130126-0210
4	4024G	130126-0216
6	4026G	130126-0223
8	4028G	130126-0227

Replacement Switches

Description	Emergency Stop	Enclosure Rating	Number of Speeds	Woodhead No.	Order No.
Red mushroom on/off switch	Yes	NEMA 4X		505B-RM	130126-0012
4020 replacement switch			1	4020	130128-0100
4020-2 replacement switch, 2-speed			2	4020-2	130128-0101
Legend Kit				71-4220	130203-1295

Replacement Covers

Description	Number of Buttons	Woodhead No.	Order No.
Replacement cover 4022	2	00-3063	130128-0079
Replacement cover 4023	3	00-3823	130128-0082
Replacement cover 4024	4	00-3073	130128-0080
Replacement cover 4026	6	00-3083	130128-0081
Replacement cover 4028	8	00-0463	130128-0078

Pushbuttons Super-Safeway™ Pushbutton Covers for FS/FD Boxes

Test/Control

F



Features and Benefits

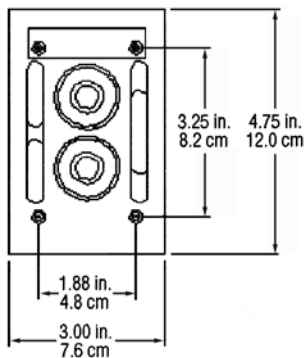
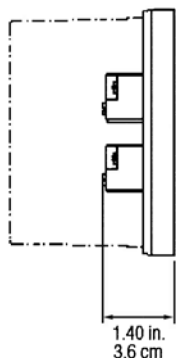
- Unique, industry-leading, NEoTEX® Paracril OZO rubber pendant covers yield the best performance for abrasion, chemical exposure and temperature extremes
- Switches can be wired as normally open or normally closed for flexibility of application
- The cover has integral pushbuttons which operate mechanically coupled pushbutton contact blocks for time-saving installation
- Switches function as single speed or two speed momentary contact operation for flexibility of application
- Single speed function can be wired as electrically interlocked for improved safety
- Switches mounted on molded-in steel mounting plate
- Legend sheet included

Physical

Pendant Cover: NEoTEX Paracril OZO rubber
Nameplate Set: 35 self-adhesive, pre-printed labels on one acetate sheet

Environmental

Rating: Indoor damp location



Switch Ratings

Single Speed	Two Speed
20A @ 125 to 480VAC	10A @ 125 or 250VAC
5A @ 600VAC	1/3 HP @ 125V
1 HP @ 125VAC	1/2 HP @ 250V
2 HP @ 250VAC	

Covers for FS/FD Boxes*

Color	Number of Speeds	Woodhead No.	Order No.
Yellow	1	4032	130126-0228
Yellow	2	4032-2	130126-0229
Black	1	4032BLK	130126-0230

* For FS/FD boxes, see Power Distribution FS/FD Boxes and Coverplates

Pushbuttons

Super-Safeway™

Pendant Pushbutton Enclosures



Features and Benefits

- Unique, industry-leading, NEOTEX® Paracril OZO rubber pendant enclosures yield the best performance for abrasion, chemical exposure and temperature extremes
- Accepts industry standard 30mm and 22mm pushbutton and pilot devices
- Protective ribs provide recess for pushbutton operators and pilot lights preventing unintended operation and device protection
- Metal suspension bracket allows for messenger cable to support pendant and provide longer operational life of the system
- MAX-LOC® strain relief included as standard to provide maximum cord pull-out resistance
- Internal ground strap common to all pilot devices and cord entry provides for safe electrical operation

Reference Information

CSA File No.: LR32400



Physical

Pendant Housing and Cover: NEOTEX Paracril OZO rubber
 Messenger Cable Bracket and Cover Screws: Steel Zinc-plated
 Cord Connection; MAX-LOC nylon Strain Relief with rubber grommet
 Cover to Housing Screws: Stainless Steel
 Ground Strip: Brass

Environmental

Rating: Industrial duty

Test/Control

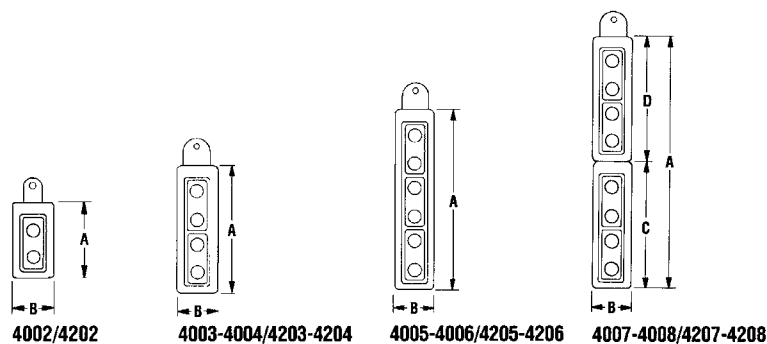
F

Super-Safeway Pushbutton Enclosure	Opening Size	A	B	C	D	Woodhead No.	Order No.
Dimensional data for enclosure with 2 openings	30mm	15.9cm (6.25")	8.9cm (3.50")			4002	130126-0186
Dimensional data for enclosure with 2 openings	22mm					4202	130126-0235
Dimensional data for enclosure with 3 openings	30mm					4003	130126-0187
Dimensional data for enclosure with 3 openings	22mm	4203				130126-0236	
Dimensional data for enclosure with 4 openings	30mm	4004				130126-0188	
Dimensional data for enclosure with 4 openings	22mm	4204				130148-0072	
Dimensional data for enclosure with 5 openings	30mm	4005				130126-0189	
Dimensional data for enclosure with 5 openings	22mm	4205				130148-0073	
Dimensional data for enclosure with 6 openings	30mm	4006				130126-0190	
Dimensional data for enclosure with 6 openings	22mm	4206				130126-0237	
Dimensional data for enclosure with 7 openings	30mm	54.6cm (21.50")		38.7cm (15.25")	38.7cm (15.25")	4007	130126-0192
Dimensional data for enclosure with 7 openings	22mm					4207	130126-0238
Dimensional data for enclosure with 8 openings	30mm					4008	130126-0193
Dimensional data for enclosure with 8 openings	22mm					4208	130126-0239

Dimensional Data for Enclosure Cross Section

Cross Section	A	B	C	D	E	F
	7.3cm (2.88")	6.4cm (2.5")	6.2cm (2.44")	2.9cm (1.13")	0.64cm (.25")	0.48cm (.187") radius

Dimensional Data for Enclosure



Super-Safeway Pushbutton Enclosure	A	B	C	D	Woodhead No.
Dimensional data for enclosure with 2 openings	15.9cm (6.25")	8.9cm (3.50")			4002/4202
Dimensional data for enclosure with 3 or 4 openings	27.3cm (10.75")	8.9cm (3.50")			4003 to 4004/4203 to 4204
Dimensional data for enclosure with 5 or 6 openings	38.7cm (15.25")	8.9cm (3.50")			4005 to 4006/4205 to 4206
Dimensional data for enclosure with 7 or 8 openings	54.6cm (21.50")	8.9cm (3.50")	27.3cm (10.75")	27.3cm (10.75")	4007 to 4008/4207 to 4208

Pushbuttons

Super-Safeway™

Pendant Pushbutton Enclosures

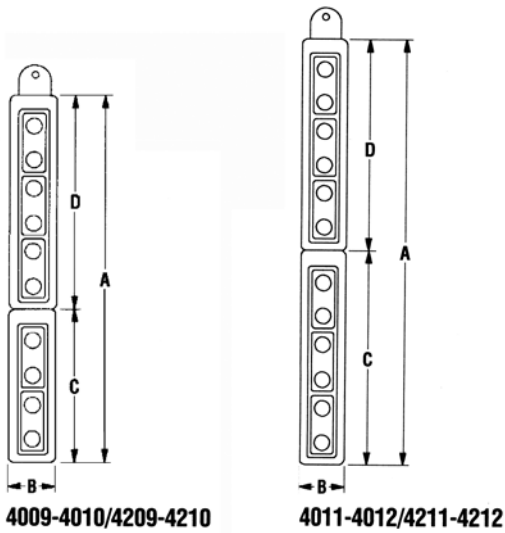
Test/Control

F



Features and Benefits

Dimensional Data for Enclosure



- Unique, industry-leading, NEOTEX® Paracril OZO rubber pendant enclosures yield the best performance for abrasion, chemical exposure and temperature extremes
- Accepts industry standard 30mm and 22mm pushbutton and pilot devices
- Protective ribs provide recess for pushbutton operators and pilot lights preventing unintended operation and device protection
- Metal suspension bracket allows for messenger cable to support pendant and provide longer operational life of the system
- MAX-LOC® strain relief included as standard to provide maximum cord pull-out resistance
- Internal ground strap common to all pilot devices and cord entry provides for safe electrical operation

Reference Information

CSA File No.: LR32400



Physical

Pendant Housing and Cover: NEOTEX Paracril OZO rubber
 Messenger Cable Bracket and Cover Screws: Steel Zinc-plated
 Cord Connection; MAX-LOC nylon Strain Relief with rubber grommet
 Cover to Housing Screws: Stainless Steel
 Ground Strip: Brass

Environmental

Rating: Wet industrial duty

Super-Safeway Pushbutton Enclosure	Opening Size	A	B	C	D	Woodhead No.	Order No.
Dimensional data for enclosure with 9 openings	30mm	66.0cm (26.00")	8.9cm (3.50")	27.3cm (10.75")	38.7cm (15.25")	4009	130126-0195
Dimensional data for enclosure with 9 openings	22mm					4209	130126-0240
Dimensional data for enclosure with 10 openings	30mm					4010	130126-0196
Dimensional data for enclosure with 10 openings	22mm					4210	130126-0241
Dimensional data for enclosure with 11 openings	30mm	77.5cm (30.50")		38.7cm (15.25")		4011	130126-0197
Dimensional data for enclosure with 12 openings	30mm					4012	130126-0198
Dimensional data for enclosure with 12 openings	30mm						
Dimensional data for enclosure with 12 openings	22mm					4212	130126-0242

Dimensional Data for Enclosure Cross Section

Cross Section	A	B	C	D	E	F
	5.7cm (2.25")	3.1cm (1.22") for 30mm models, 2.2cm (.866") for 22mm models	2.9cm (1.13")	10.8cm (4.25")	4.4cm (1.75")	.32cm (.125") inside radius

Mouser Electronics

Authorized Distributor

Click to View Pricing, Inventory, Delivery & Lifecycle Information:

Molex:

[1301260028](#) [1301260199](#) [1301260200](#) [1301260204](#) [1301260212](#) [1301260213](#) [1301260218](#) [1301260222](#)
[1301260228](#) [1301260231](#) [1301260243](#) [1301260248](#)