

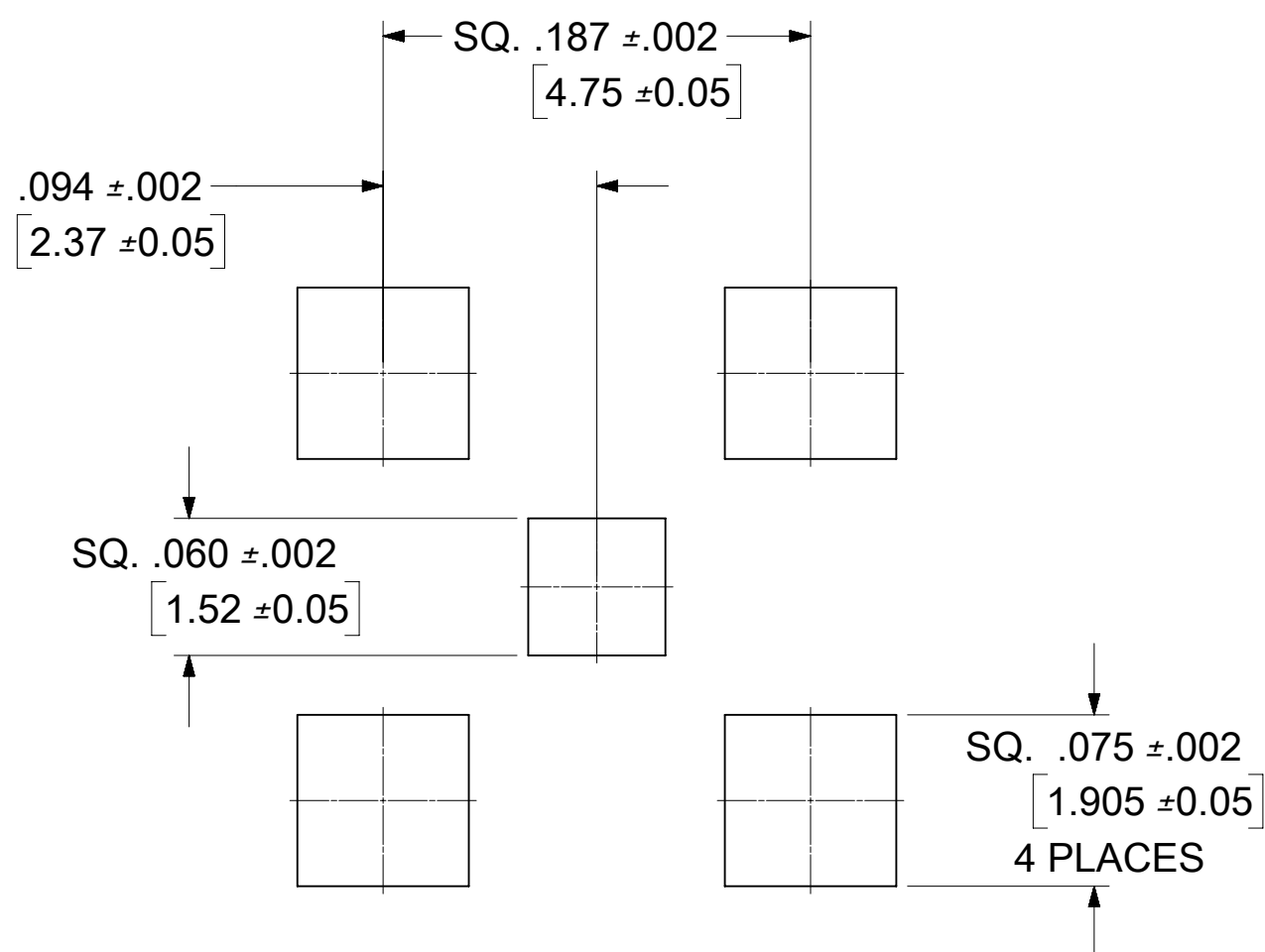
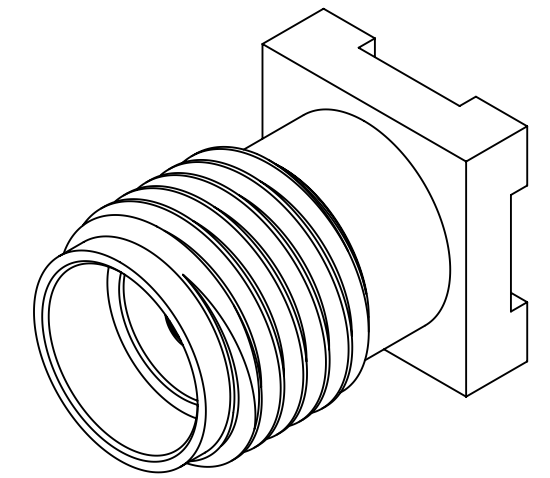
MATERIALS & FINISHES

BODY: BRASS
 PLATED: SEE TABLE

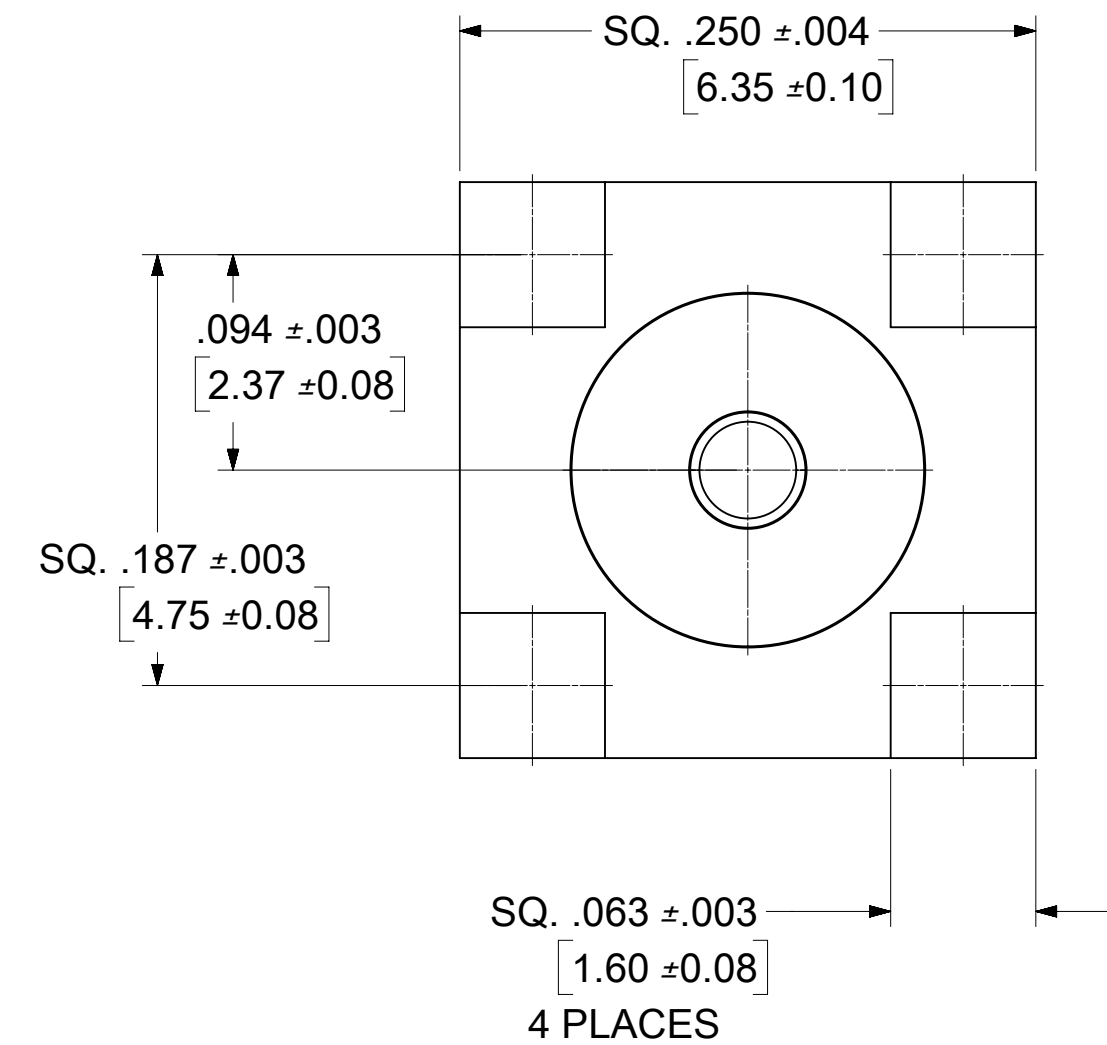
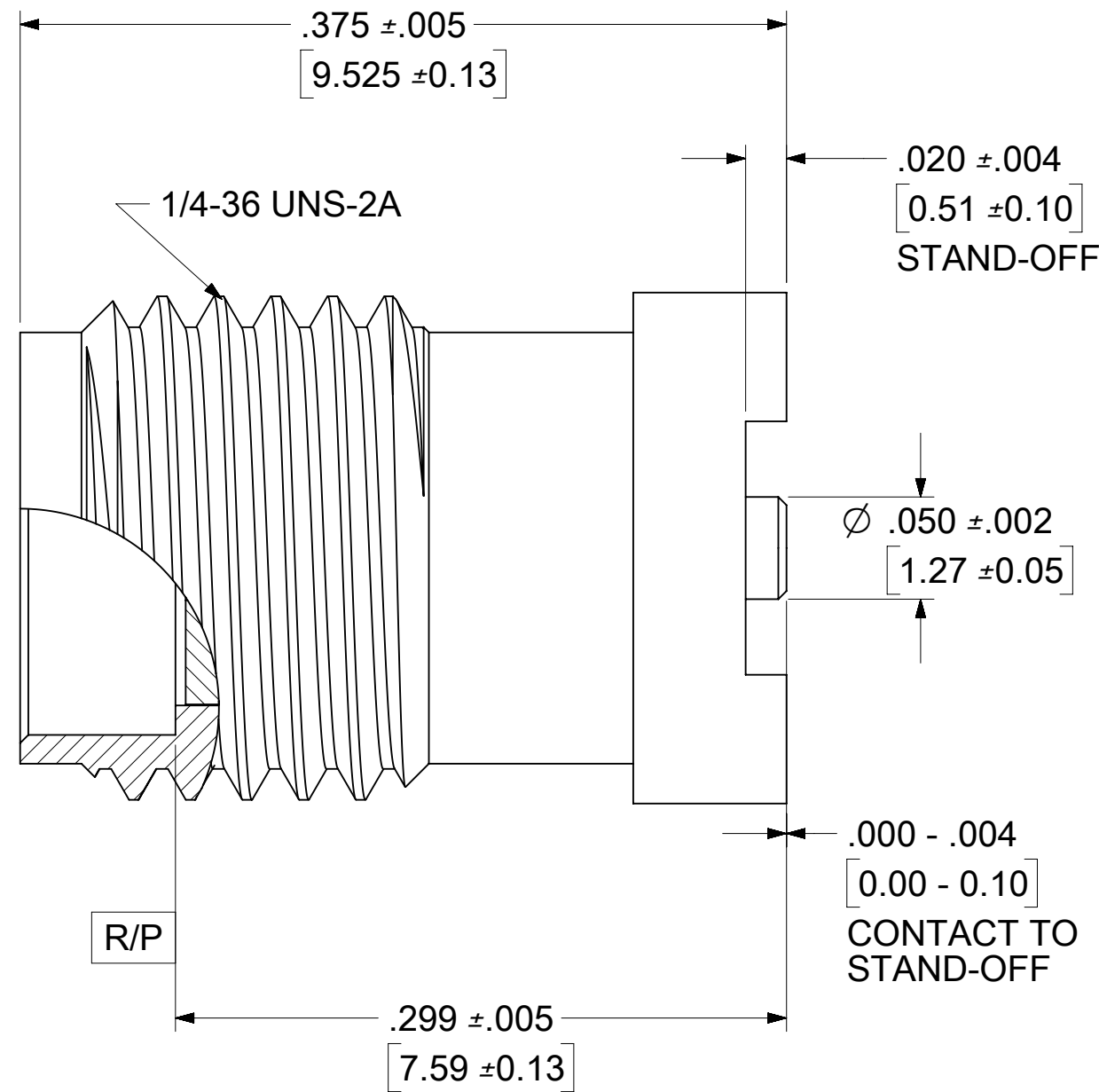
CONTACT: BERYLLIUM COPPER
 PLATED: GOLD

INSULATOR: TEFLON

KAPTON: POLYIMIDE FILM
 (ON -1355 ONLY)



RECOMMENDED PCB LAYOUT



73251-1356	TAPE & REEL (400 PCS / REEL) / BODY GOLD (5u")
73251-1355	T & R W/KAPTON (400 PCS / REEL) BODY GOLD
73251-1354	TAPE & REEL (400 PCS / REEL) BODY NICKEL
73251-1353	TRAY PACK (80 PCS / TRAY) / BODY NICKEL
73251-1352	ONE PIECE 73251-1350 PER BAG / BODY GOLD
73251-1351	TAPE & REEL (400 PCS / REEL) / BODY GOLD (10u")
73251-1350	TRAY PACK (80 PCS / TRAY) / BODY GOLD
PART NO.	TAPE & REEL (400 PCS / REEL) / BODY GOLD

PS-89675-3460	ELEC/MECH PERFORMANCE
MIL-STD-348A, FIG. 310.2	INTERFACE
SPECIFICATION	DESCRIPTION

C2	2018/12/27	ADD PACKAGING TOL. PER EWR12756-A
REV.	DATE	DESCRIPTION

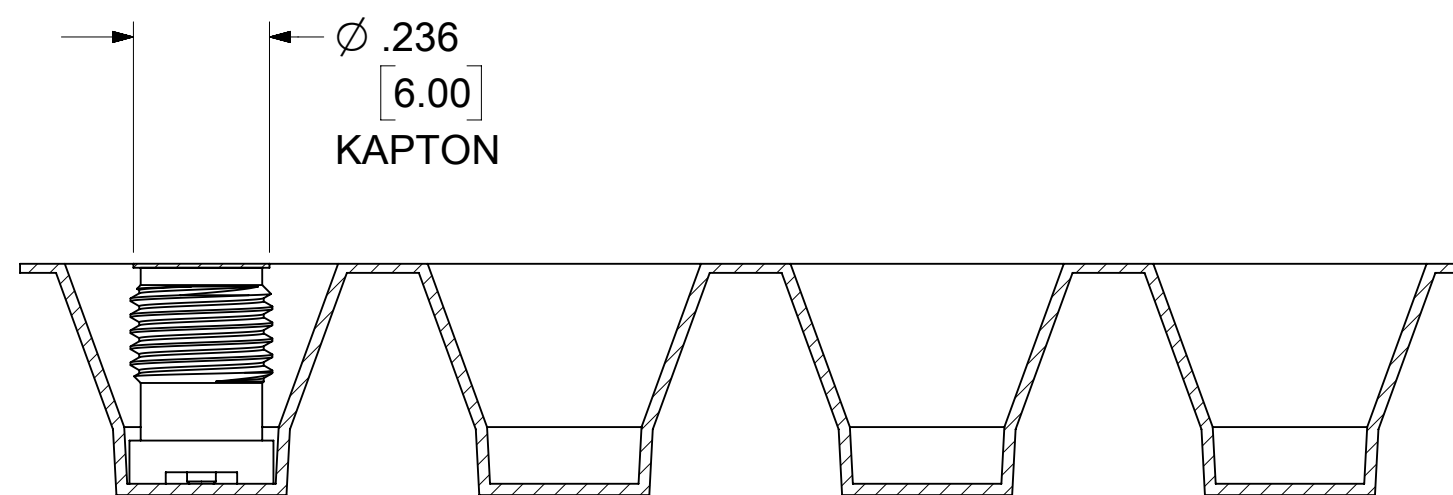
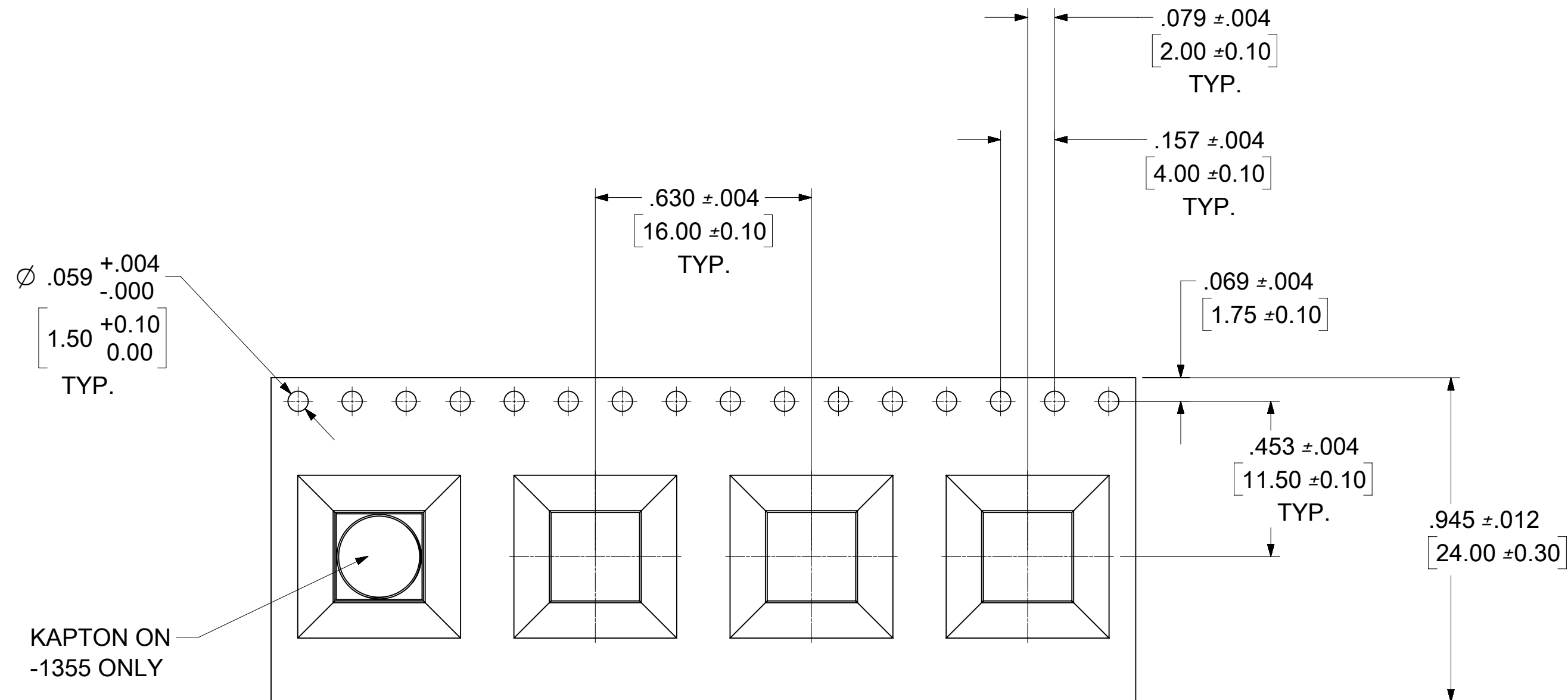
THIS DRAWING CONTAINS INFORMATION THAT IS PROPRIETARY TO MOLEX ELECTRONIC TECHNOLOGIES, LLC AND SHOULD NOT BE USED WITHOUT WRITTEN PERMISSION											
SYMBOLS		DIMENSION UNITS		SCALE		CURRENT REV DESC:					
▽ = 0	HYBRID	NTS									
▽ = 0	GENERAL TOLERANCES (UNLESS SPECIFIED)										
▽ = 0	ANGULAR TOL ± 2.0°										
▽ = 0	4 PLACES	±	EC NO: 609738								
▽ = 0	3 PLACES	±	DRWN: CWEI02 2018/12/26								
▽ = 0	2 PLACES	±	CHK'D: YCHENG 2019/01/15								
▽ = 0	1 PLACE	±	APPR: YCHENG 2019/01/15								
▽ = 0	0 PLACES	±	INITIAL REVISION:								
⊠ = 0	DRAFT WHERE APPLICABLE MUST REMAIN WITHIN DIMENSIONS		THIRD ANGLE PROJECTION			DRAWING			SERIES		
▽ = 0			C-SIZE			73251			MATERIAL NUMBER		
						SEE TABLE		CUSTOMER		SHEET NUMBER	
						GENERAL MARKET		1 OF 3			

molex

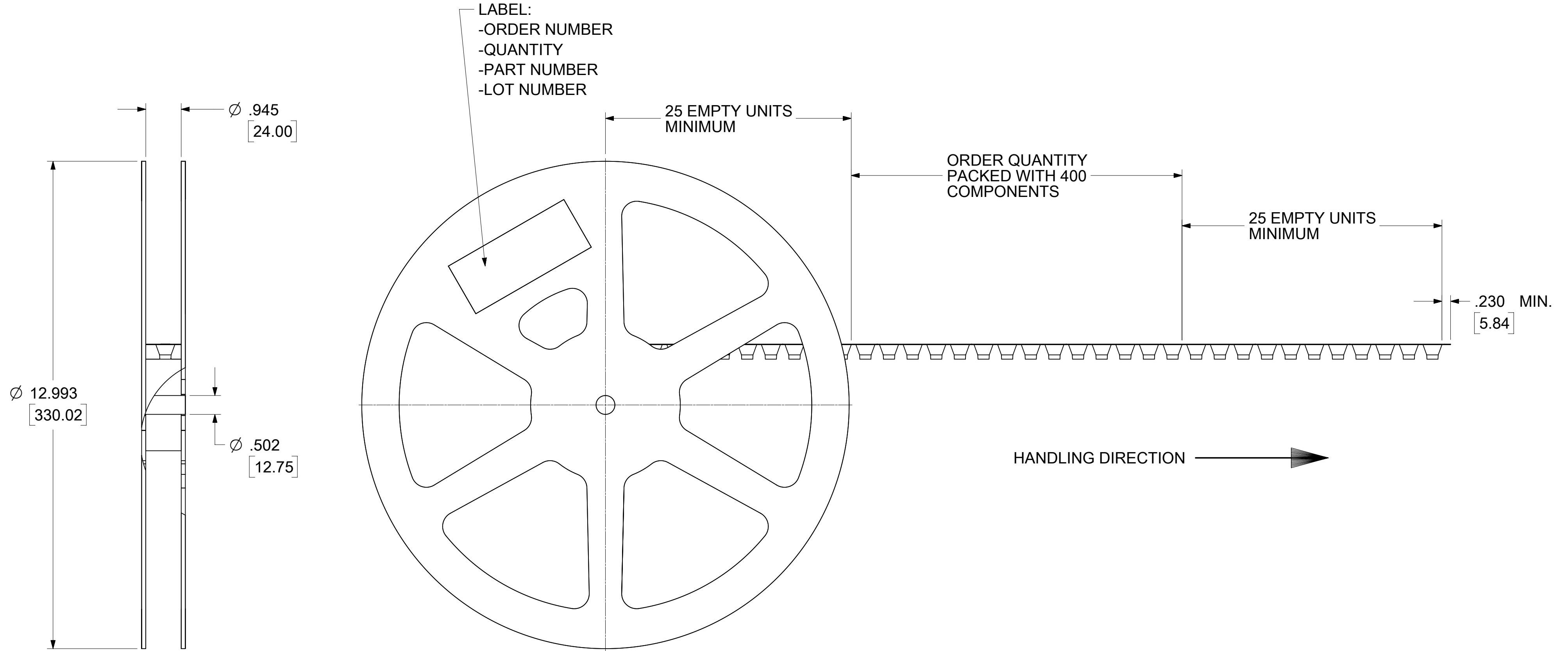
SMA, JACK
 VERTICAL PCB SMT SMA-J/PCB, EWR-2107

PRODUCT CUSTOMER DRAWING

DOCUMENT NUMBER	DOC TYPE	DOC PART	REVISION
SD-73251-135	PSD	001	C2



THIS DRAWING CONTAINS INFORMATION THAT IS PROPRIETARY TO MOLEX ELECTRONIC TECHNOLOGIES, LLC AND SHOULD NOT BE USED WITHOUT WRITTEN PERMISSION									
SYMBOLS		DIMENSION UNITS		SCALE		CURRENT REV DESC:			
▽ = 0	HYBRID	NTS							
▽ = 0	GENERAL TOLERANCES (UNLESS SPECIFIED)								
▽ = 0	ANGULAR TOL ± 2.0°								
▽ = 0	4 PLACES	±	EC NO: 609738						
▽ = 0	3 PLACES	±	DRWN: CWEI02 2018/12/26						
▽ = 0	2 PLACES	±	CHK'D: YCHENG 2019/01/15						
▽ = 0	1 PLACE	±	APPR: YCHENG 2019/01/15						
▽ = 0	0 PLACES	±	INITIAL REVISION:						
⊠ = 0	DRAFT WHERE APPLICABLE MUST REMAIN WITHIN DIMENSIONS		THIRD ANGLE PROJECTION		DRAWING		SERIES		
▽ = 0			C-SIZE		73251				
DOCUMENT STATUS			P1			RELEASE DATE			2019/01/15 08:34:59
molex			SMA, JACK			VERTICAL PCB SMT SMA-J/PCB, EWR-2107			PRODUCT CUSTOMER DRAWING
DOCUMENT NUMBER			DOC TYPE			DOC PART			REVISION
SD-73251-135			PSD			001			C2
MATERIAL NUMBER			CUSTOMER			SHEET NUMBER			
SEE TABLE			GENERAL MARKET			2 OF 3			



SYMBOLS = 0 = 0 = 0 = 0 = 0 = 0 = 0 = 0 = 0	THIS DRAWING CONTAINS INFORMATION THAT IS PROPRIETARY TO MOLEX ELECTRONIC TECHNOLOGIES, LLC AND SHOULD NOT BE USED WITHOUT WRITTEN PERMISSION												
	DIMENSION UNITS	SCALE	CURRENT REV DESC:										
	HYBRID	NTS											
	GENERAL TOLERANCES (UNLESS SPECIFIED)			EC NO: 609738								SMA, JACK	
	ANGULAR TOL ± 2.0°			DRWN: CWEI02 2018/12/26								VERTICAL PCB SMT SMA-J/PCB, EWR-2107	
	4 PLACES ±			CHK'D: YCHENG 2019/01/15								PRODUCT CUSTOMER DRAWING	
	3 PLACES ±			APPR: YCHENG 2019/01/15								DOCUMENT NUMBER	
	2 PLACES ±			INITIAL REVISION:								DOC TYPE	
	1 PLACE ±			DRWN: SSS 2000/05/16								DOC PART	
	0 PLACES ±			APPR: GMH 2000/05/16								REVISION	
DRAFT WHERE APPLICABLE MUST REMAIN WITHIN DIMENSIONS			THIRD ANGLE PROJECTION	DRAWING	SERIES	MATERIAL NUMBER	CUSTOMER	SHEET NUMBER					
				C-SIZE	73251	SEE TABLE	GENERAL MARKET	3 OF 3					