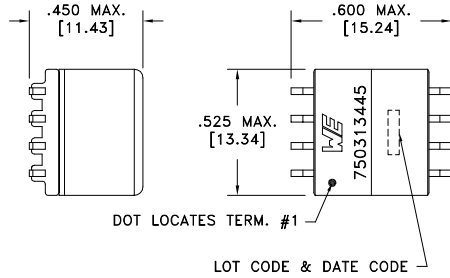
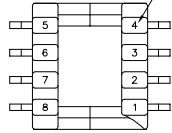


CUSTOMER TERMINAL	RoHS	LEAD(Pb)-FREE
Sn96%, Ag4%	Yes	Yes

more than you expect



TERM. NO.'s FOR REF. ONLY

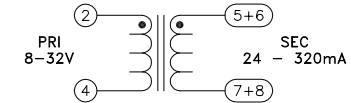


DOT LOCATES TERM. #1

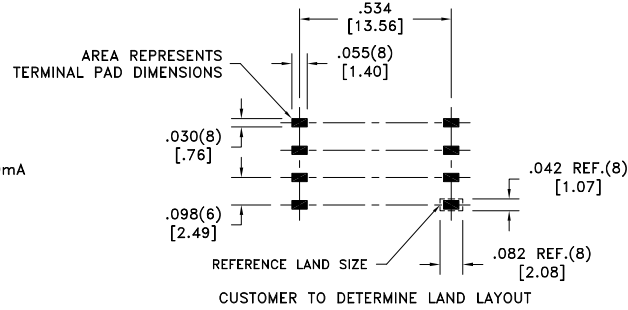
LOT CODE & DATE CODE

ELECTRICAL SPECIFICATIONS @ 25°C unless otherwise noted:

PARAMETER	TEST CONDITIONS	VALUE
D.C. RESISTANCE	2-4 @20°C	0.085 ohms max.
D.C. RESISTANCE	5-8 tie(5+6, 7+8), @20°C	0.190 ohms max.
INDUCTANCE	2-4 10kHz, 100mVAC, Ls	9.0uH ±10%
SATURATION CURRENT	20% rolloff from initial	7.5A
LEAKAGE INDUCTANCE	2-4 tie(5+6+7+8), 100kHz, 50mVAC, Ls	250nH typ., 1.0uH max.
DIELECTRIC	2-5 tie(6+7), 1875VAC, 1 second	1500VAC, 1 minute
URNS RATIO	(5-7):(2-4)	2:1, ±1%
URNS RATIO	(6-8):(2-4)	2:1, ±1%



Application of the transformer allows for the leadwires between terminals 5+6 and 7+8 to solder bridge.



AREA REPRESENTS TERMINAL PAD DIMENSIONS

REFERENCE LAND SIZE

CUSTOMER TO DETERMINE LAND LAYOUT

GENERAL SPECIFICATIONS:
 OPERATING TEMPERATURE RANGE: -40°C to +125°C.

Wire insulation & RoHS status not affected by wire color.
 Wire insulation color may vary depending on availability.

REV.	DATE	Packaging Specifications Method: Tape & Reel PKG-0328 www.we-online.com/midcom		Tolerances unless otherwise specified: Angles: ±1° Fractions: ±1/64 Decimals: ±.005 [.13] Footprint: ±.005 [.13]	DRAWING TITLE TRANSFORMER	PART NO. 750313445
6B	9/14			This drawing is dual dimensioned. Dimensions in brackets are in millimeters.	eiSos p/n: 750313445	
6A	12/13	SEE REVISION SHEET FOR	REVISION LEVEL			SPECIFICATION SHEET 1 OF 1

Mouser Electronics

Authorized Distributor

Click to View Pricing, Inventory, Delivery & Lifecycle Information:

[Wurth Electronics:](#)

[750313445](#)