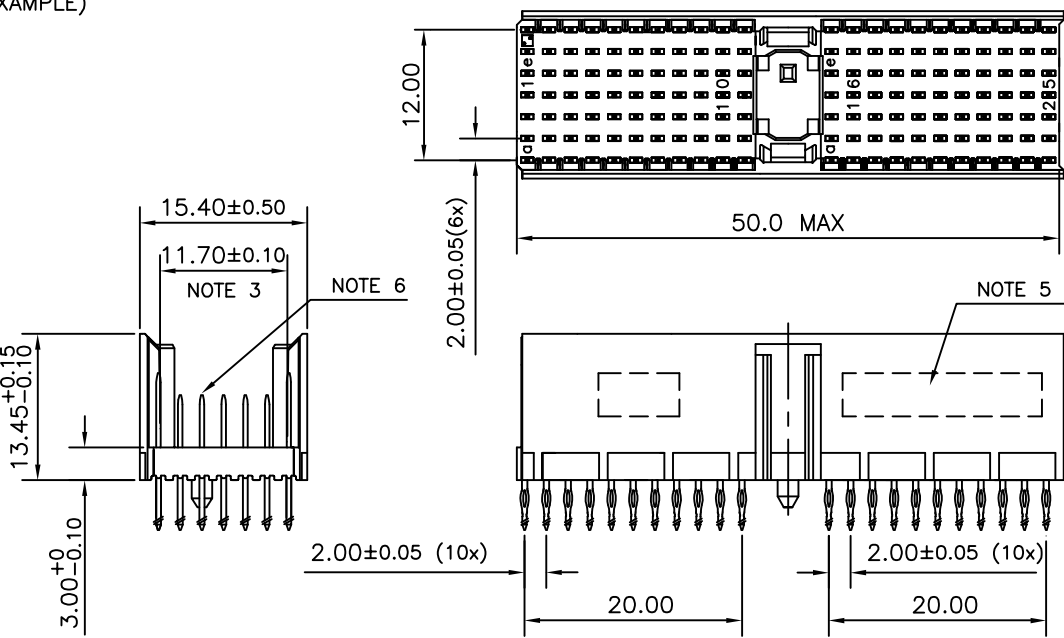


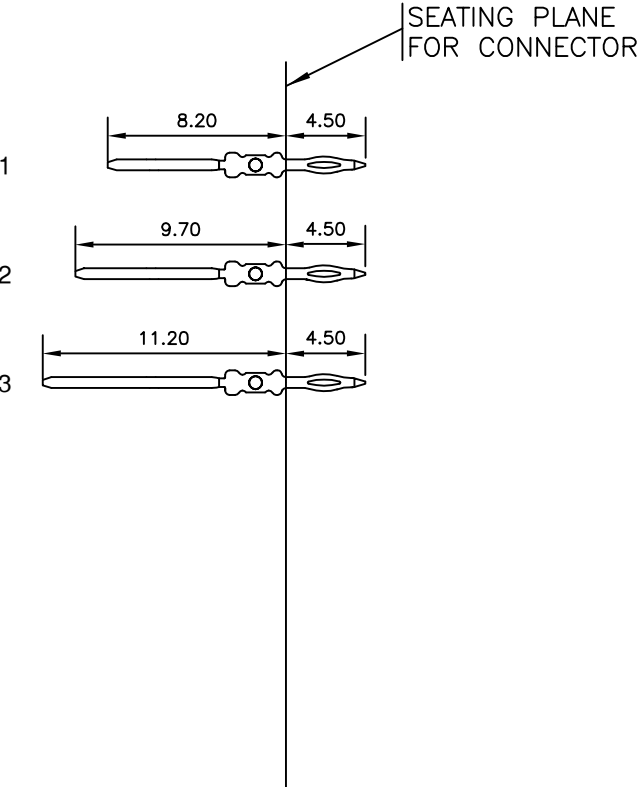
LOADING PATTERN MATING SIDE

f	3	3	3	3	3	3	3	3	3	3	3			3	3	3	3	3	3	3	3	3	3	3
e	2	2	2	2	2	2	2	2	2	2	2			2	2	2	2	2	2	2	2	2	2	2
d	2	2	2	2	2	2	2	2	2	2	1			2	2	2	2	2	2	2	2	2	2	2
c	2	2	2	2	2	2	2	2	2	2	2			2	2	2	2	2	2	2	2	2	2	2
b	2	2	2	2	2	2	2	2	2	2	3			2	2	2	2	2	2	2	2	2	2	2
a	2	2	2	2	2	2	2	2	2	2	2			2	2	2	2	2	2	2	2	2	2	2
z	3	3	3	3	3	3	3	3	3	3	3			3	3	3	3	3	3	3	3	3	3	3
P	0													1										
O	1													5										
S																								

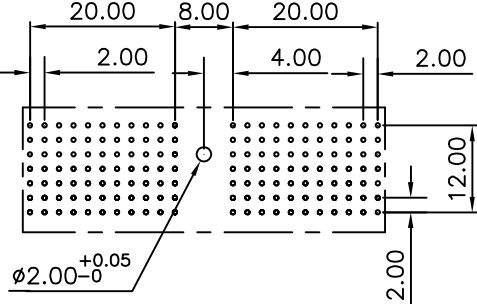
LOADED CONNECTOR ASSEMBLY  
(FOR EXAMPLE)



CONTACT OVERVIEW



LAY-OUT P.C.B.-HOLE



HM2P07PCJ3P1 LEAD FREE INDICATOR : LF = LEAD FREE (DIGIT 15 & 16)  
PLATING CODE (DIGIT 13 AND 14) (REF DRW NO. BS,C , 201844 , 003)

**NOTES**

- THIS PRODUCT IS CSA APPROVED.
  - THIS PRODUCT IS UL RECOGNIZED.
  - MEASURED AT THE BOTTOM.
  - MATERIAL CONTACT: PHOSPHORBRONZE  
HOUSING: CREAM WHITE GLASS FILLED POLYESTER UL-94V0
  - CONNECTOR PRINTED WITH P/N AND DATE CODE.
  - FOR ACTUAL CONTACT LOADINGS, SEE LOADING PATTERN MATING SIDE.
  - SHAPE OF CONNECTOR HOUSING CAN ALTER DEPENDING ON PRODUCTION LOCATION
  - THE PRODUCT (LF) MEETS EUROPEAN UNION DIRECTIVES AND OTHER COUNTRY REGULATIONS AS DESCRIBED IN GS-22-008
  - FOR RECOMMENDED PTH DIMENSIONS REFER DRAWING : BS, A , 201572 , 001
- CATALOG NO: HM2P07PCJ3P1----

mat'l. code SEE NOTE 4				surface ISO 1302 ✓	tolerance ISO 406 ISO 1101	projection MM	product family MILLIPACS			
ltr	ecn no	dr	date	tolerances unless otherwise specified		MM	title MPACS 5+2R STR HDR PF CONN TYPE A			
A	107-0011	MINI	2007-01-19	angles	linear					
				0°±1°						
				dr	MINI K VANDANATH	2007-01-19	FCI	dwg no		sheet 1 of 1
				enr	BIJU K PAUL	2007-01-19		BS, C ,203028,754		size A3
				chr	BIJU K PAUL	2007-01-19				
				appd	BIJU K PAUL	2007-01-19		type		Product Customer Drawing
sheet index	revision sheet	A	1							

# Mouser Electronics

Authorized Distributor

Click to View Pricing, Inventory, Delivery & Lifecycle Information:

[FCI / Amphenol:](#)

[HM2P07PCJ3P1N9LF](#)