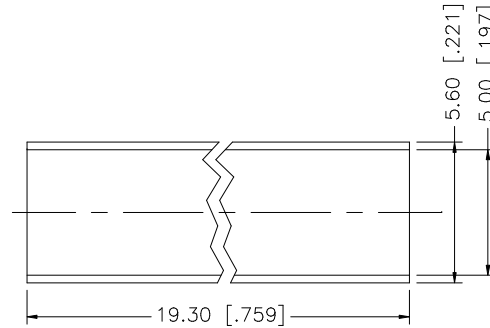
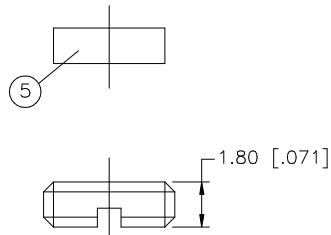
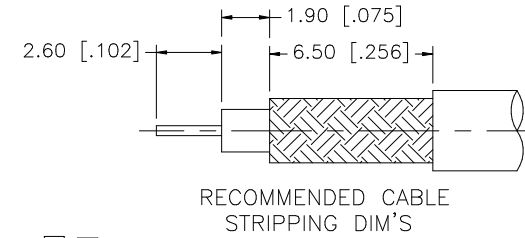
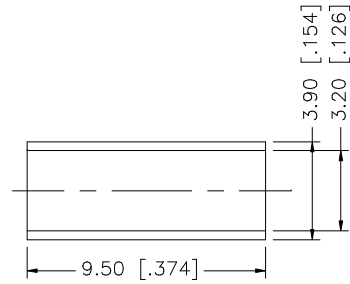
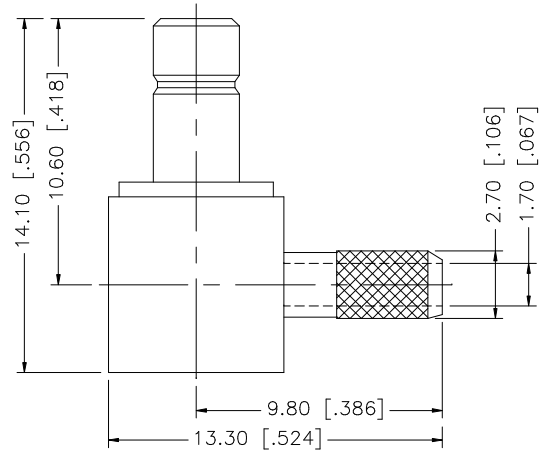


REV.	DATE	DESCRIPTION
NC	02/24/03	INITIAL RELEASE



NOTE:

1. CRIMPED FERRULE
HEX CRIMP SIZE .128"
2. CONTACT PIN TO SOLDER

DESCRIPTION	MATERIAL	FINISH	QTY	DO NOT SCALE DRAWING	APPROVALS	DATE	DWG. NO.	REV.	SIZE	SCALE	
8	HEAT SHRINK TUBE		1	<small>UNLESS OTHERWISE SPECIFIED DIMENSIONS ARE IN MILLIMETERS. DIMENSIONS IN [] ARE IN INCHES AND FOR CUSTOMER REFERENCE ONLY.</small> <small>UNLESS OTHERWISE SPECIFIED TOLERANCES FOR MILLIMETERS ARE:</small> 0.5 - 8mm ± 0.20mm 8 - 30mm ± 0.40mm 30 - 120mm ± 0.50mm <small>UNLESS OTHERWISE SPECIFIED TOLERANCES FOR INCHES ARE:</small> .020 - .315 = ± 0.007" .315 - 1.180 = ± 0.015" 1.180 - 4.724 = ± 0.020"							
7	FERRULE	COPPER	1		DRAWN	G.R.S.	02/24/03				
6	COVER	BRASS	1		CHECKED						
5	INSULATOR	P.E.	1		ISSUED						
4	INSULATOR	TEFLON	1		SHEET	1 OF 1					
3	CONTACT PIN	BRASS	1								
2	BARREL	BRASS	1								
1	BODY	BRASS	1								
					CAD FILE	C:/142/142252.DWG	142252.DWG	NC	A	NA	

Amphenol Connex

PART DESCRIPTION
SMB R/A CRIMP JACK
 (FOR RG-174/U, 188A/U, 316/U CABLE)

PART NO.
142252

Mouser Electronics

Authorized Distributor

Click to View Pricing, Inventory, Delivery & Lifecycle Information:

[Amphenol:](#)

[142252](#)