

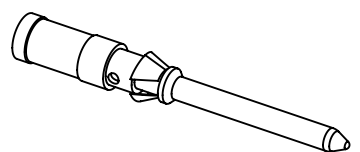
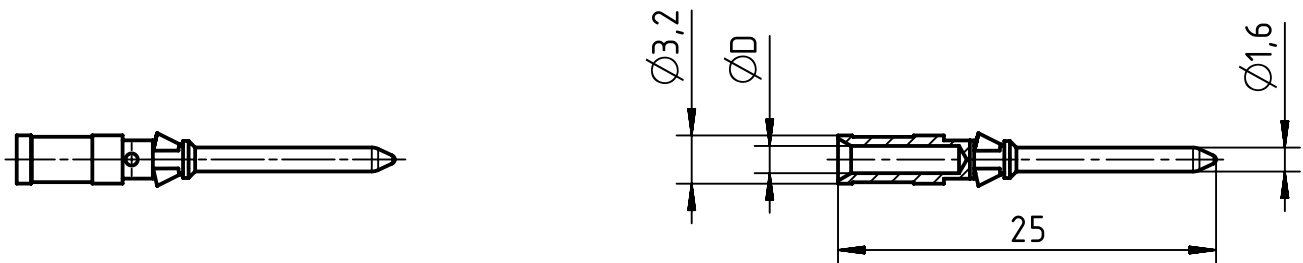
1 2 3 4 5 6

A

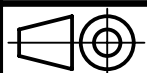
B

C

D



part no.		ØD	wire gauge		stripping length	Recommended Hand Crimp Tool	Note
silver plated	gold plated		mm <sup>2</sup>	AWG			
09 15 000 6107*	09 15 000 6127*	0,90	0,14-0,37	26-22	8	09 99 000 0888 09 99 000 0001	*only for four indent crimping tool
09 15 000 6104	09 15 000 6124	0,90	0,14-0,37	26-22		09 99 000 0110 09 99 000 0021	
09 15 000 6103	09 15 000 6123	1,10	0,5	20		09 99 000 0888	
09 15 000 6105	09 15 000 6125	1,30	0,75	18		09 99 000 0001	
09 15 000 6102	09 15 000 6122	1,45	1	18		09 99 000 0110	
09 15 000 6101	09 15 000 6121	1,75	1,5	16		09 99 000 0021	
09 15 000 6106	09 15 000 6126	2,25	2,5	14	6	09 99 000 0888 09 99 000 0001	



All Dimensions in mm  
Original Size DIN A4

Scale  
2:1

Free size tol.

Ref.

Sub.



All rights reserved  
Department EL PD

Created by  
RULLKOETTER

Inspected by  
GERB

Standardisation  
RUETERA

Date  
2018-07-05

State  
Final Release

Title  
Han D crimp contacts male

Doc-Key / ECM-Nr.  
100086611/UGD/006/C  
500000137310

HARTING Electric GmbH & Co. KG  
D-32339 Espelkamp

Type  
TB

Number  
09 15 000 61XX

Rev.  
C

Page  
1/1

# Mouser Electronics

Authorized Distributor

Click to View Pricing, Inventory, Delivery & Lifecycle Information:

[HARTING:](#)

[09150006107](#) [09150006101](#) [09150006102](#) [09150006103](#) [09150006104](#) [09150006106](#) [09150006127](#)