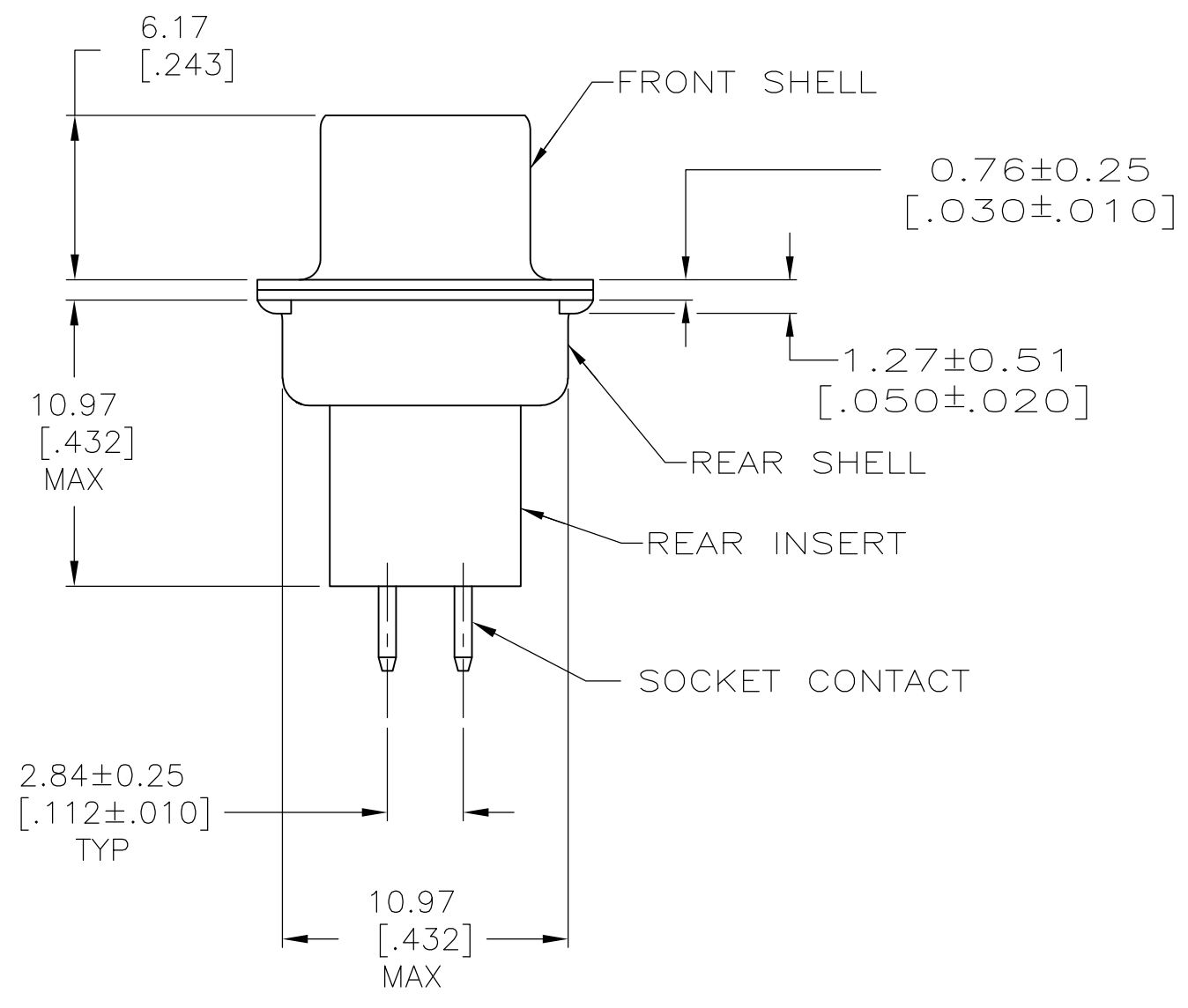
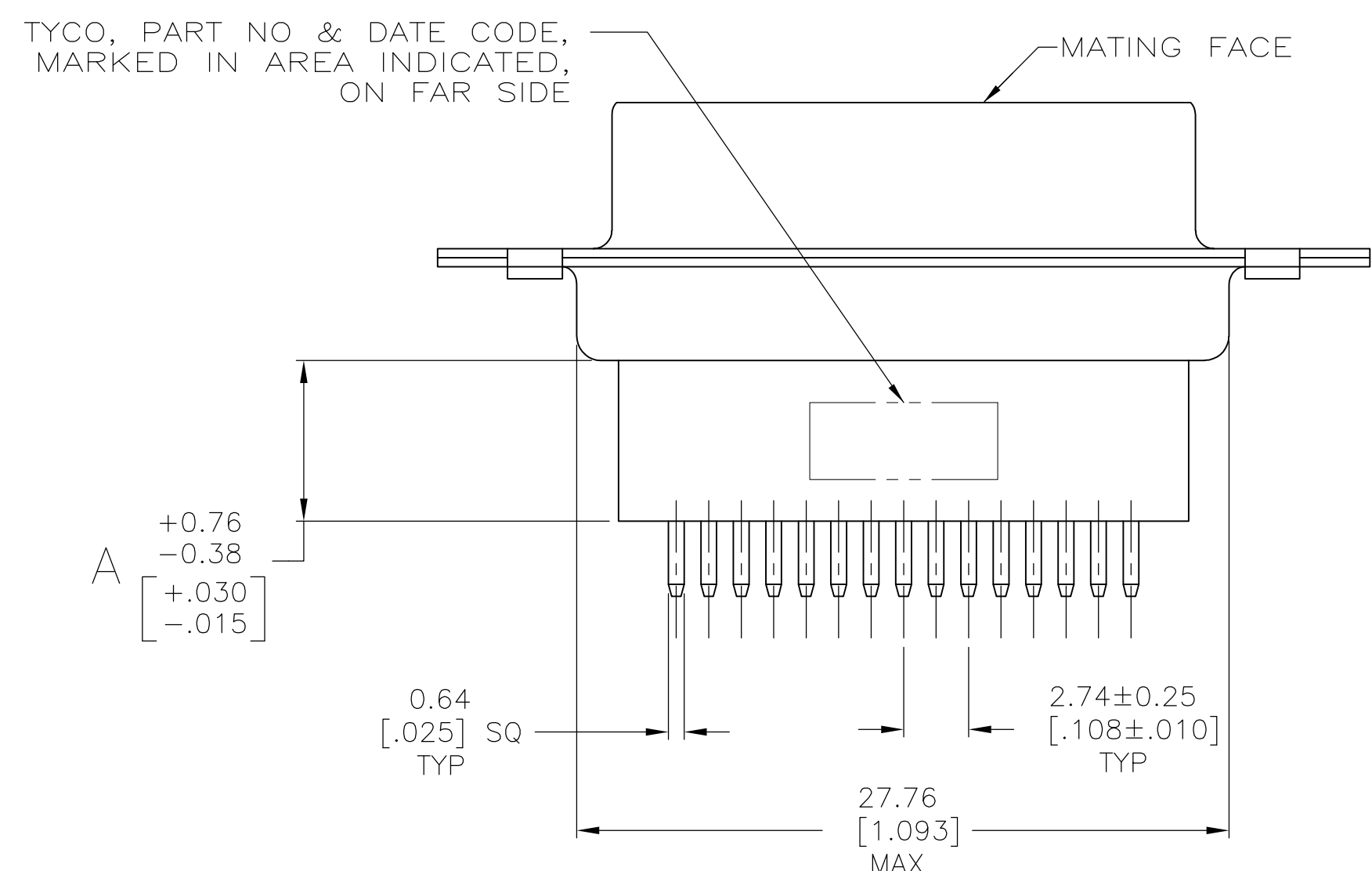
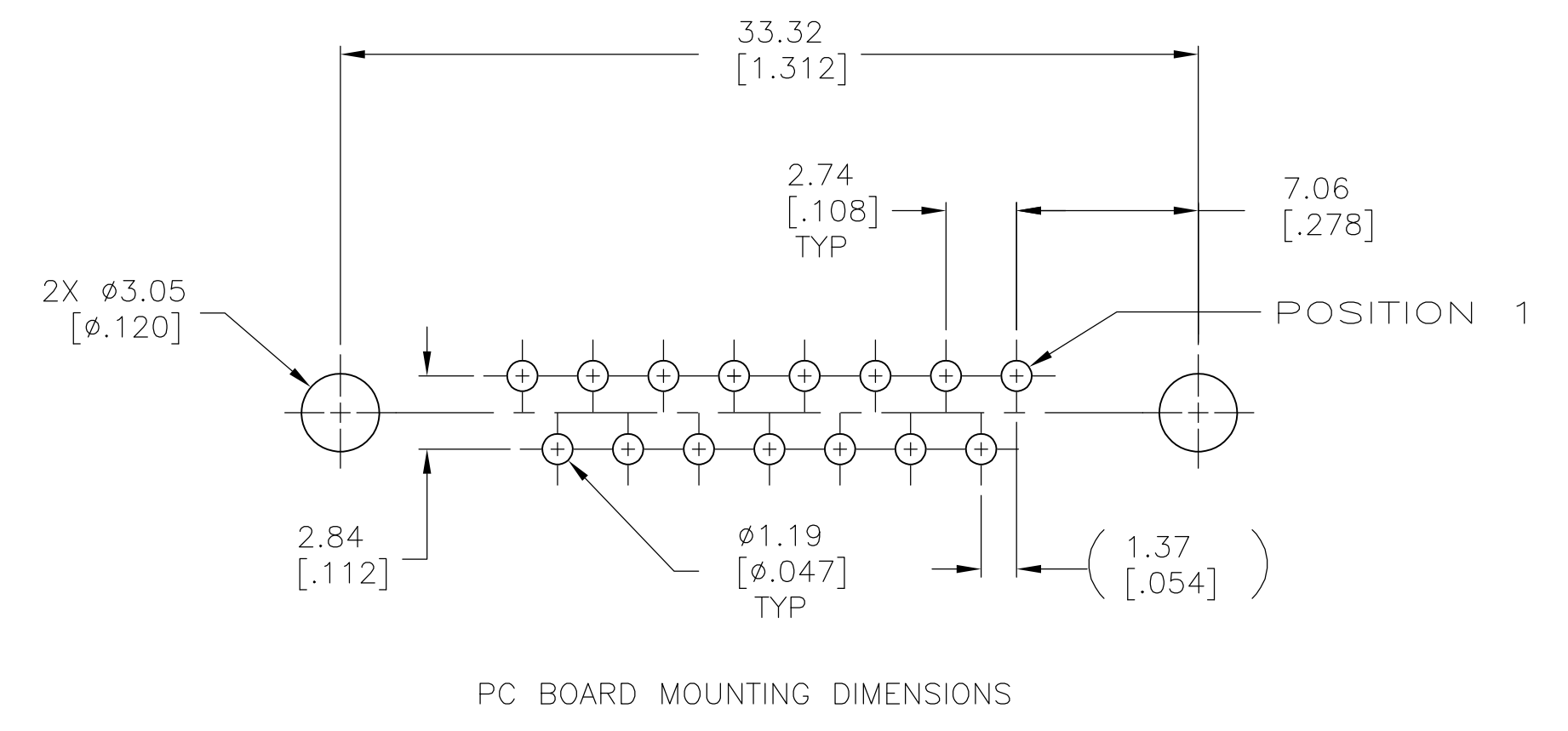
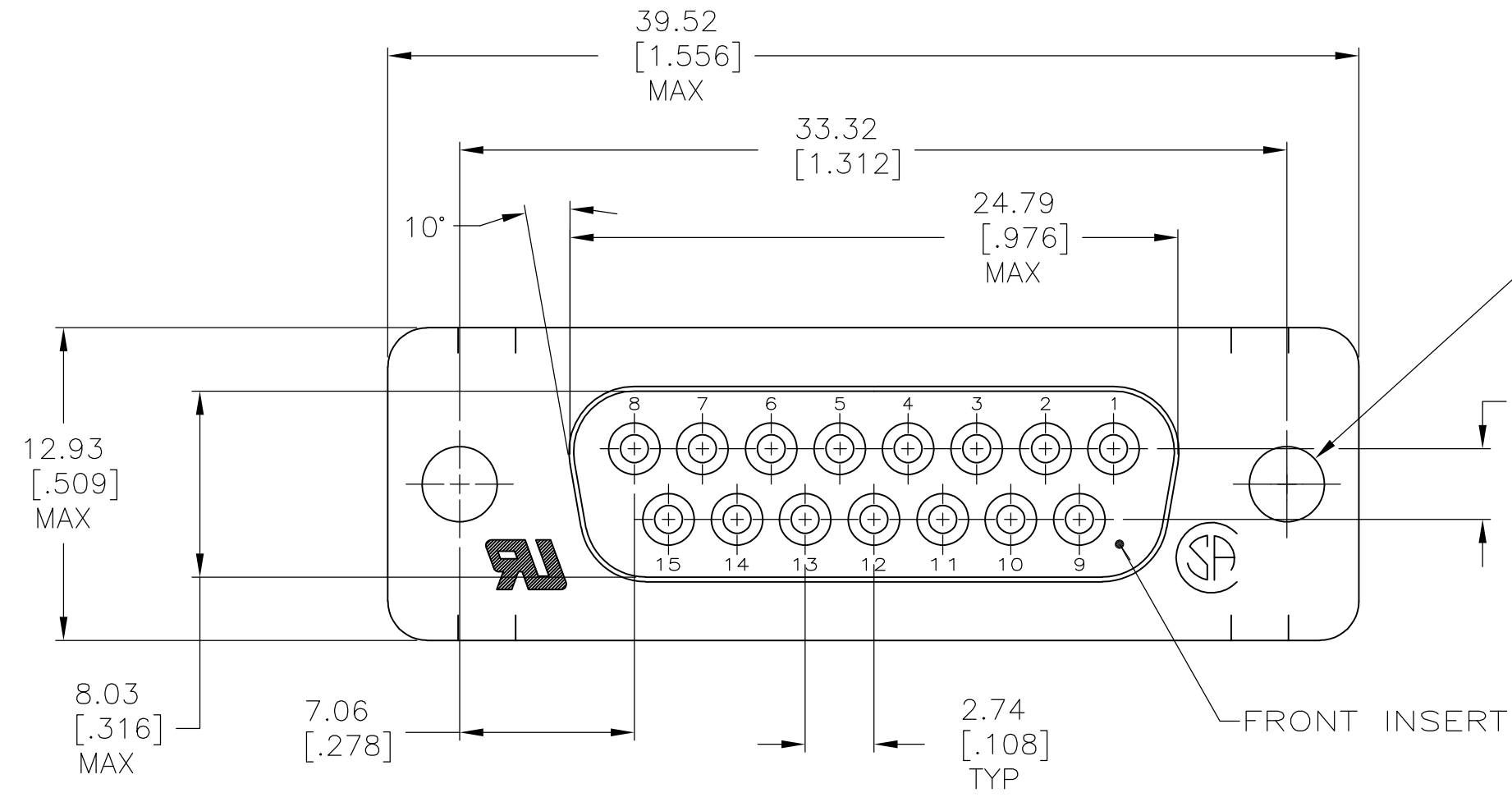


THIS DRAWING IS UNPUBLISHED. RELEASED FOR PUBLICATION  
 © COPYRIGHT 2005 By - ALL RIGHTS RESERVED.

LOC		DIST		REVISIONS			
GP	00	P	LTR	DESCRIPTION	DATE	DWN	APVD
		D		REVISED PER ECO-14-011808	09AUG2014	AP	SB



- 1 MOLDED PARTS: GLASS-FILLED PBT OR GLASS-FILLED NYLON, UL94V-0 RATED. COLOR: BLACK  
SHELLS: CARBON STEEL  
CONTACTS: PHOS BRONZE
- 2 SHELLS: 5.08µm [.000200] MIN ZINC WITH YELLOW CHROMATE COATING.  
CONTACTS: GOLD FLASH ON MATING END,  
2.54µm [.000100] MIN TIN ON SOLDER END, BOTH OVER  
1.27µm [.000050] MIN NICKEL.
- 3 SHELLS: 5.08µm [.000200] MIN ZINC WITH YELLOW CHROMATE COATING.  
CONTACTS: 0.76µm [.000030] MIN GOLD IN MATED AREA,  
2.54µm [.000100] MIN TIN ON SOLDER END, BOTH OVER  
1.27µm [.000050] MIN NICKEL.  
OR  
GOLD FLASH OVER PALLADIUM-NICKEL  
0.76µm [.000030] MIN TOTAL ON MATING AREA,  
2.54µm [.000100] MIN TIN ON SOLDER END, BOTH OVER  
1.27µm [.000050] MIN NICKEL.

3	4.78 [.188]	5205736-7
2	10.85 [.427]	5205736-4
GOLD FINISH	A	PART NUMBER

THIS DRAWING IS A CONTROLLED DOCUMENT.		DWN B. LATTUCA 06SEPT05		
DIMENSIONS: mm [INCHES]		CHK S. BOLASH 06SEPT05		
TOLERANCES UNLESS OTHERWISE SPECIFIED:		APVD M. WALMSLEY 06SEPT05	NAME RECEPTACLE ASSY, SIZE 2, 15 POSITION, FOR PCB AMPLIMITE HDP	
0 PLC ± - 1 PLC ± - 2 PLC ± 0.13 [.005] 3 PLC ± - 4 PLC ± - ANGLES ± 2°		PRODUCT SPEC 108-40025	SIZE A2	
MATERIAL 1		APPLICATION SPEC 114-40013	CAGE CODE 00779	DRAWING NO C=5205736
FINISH 2 3		WEIGHT -	SCALE NTS	SHEET 1 of 1
CUSTOMER DRAWING			RESTRICTED TO -	REV D

# Mouser Electronics

Authorized Distributor

Click to View Pricing, Inventory, Delivery & Lifecycle Information:

[TE Connectivity:](#)

[5205736-4](#)