

# 3M™ Power Clamp Header

3 mm, Right Angle, 1 and 2 Row, 5 and 10 Contacts

356 Series



- Accepts one or two Power Clamp Wiremount Sockets
- Accepts Branch and Terminator Connectors
- End to end stackable at 25.4 mm pitch on PCB
- Integrated press fit board retention pins retain the connector to the board during wave soldering
- CC-Link Communication Interconnect Standard
- One Touch latching mechanism maintains a reliable interconnection in demanding field applications
- Keyed to prevent reverse insertion of Sockets
- Polarization options ensures proper interconnection of mated connectors
- RoHS Compliant. See the Regulatory Information Appendix (RIA) in the "RoHS compliance" section of [www.3M.com/Interconnects](http://www.3M.com/Interconnects) for compliance information (RIA E1 & C1 apply).

Date Modified: December 20, 2009

TS-2303-B  
Sheet 1 of 3

## Physical

### Insulation:

Body Material: PBT  
Flammability: UL 94V-0  
Body Color: Black

### Contact:

Material: Copper Alloy

### Plating:

Underplating: 2.5 µm Ni minimum  
Wiping Area: 0.5 µm Au minimum  
Solder Tails: Au Flash

**Mating Compatibility:** 355, 357, and 35T series products (with same polarization)

## Electrical

**Current Rating:** 18 AWG: 10A (1 contact/socket); 7A (2 - 5 contacts/socket)  
20 AWG: 9A (1 contact/socket); 6A (2 - 5 contacts/socket)  
Rating Conditions: 30° C maximum temperature rise

**Voltage Rating:** 250 V

**Insulation Resistance:** 10<sup>3</sup> MΩ min. at 600 V<sub>DC</sub>

**Withstanding Voltage:** 1,000 V<sub>RMS</sub> for 1 minute

## Environmental

**Process Rating:** 260°C maximum for wave solder process  
390°C for 3 seconds maximum for soldering iron

**Temperature Rating:** -20°C to +75°C ambient  
UL Rating: 65° C

UL File No: E68080



Electronic Solutions Division  
Interconnect Solutions  
<http://www.3M.com/interconnects/>

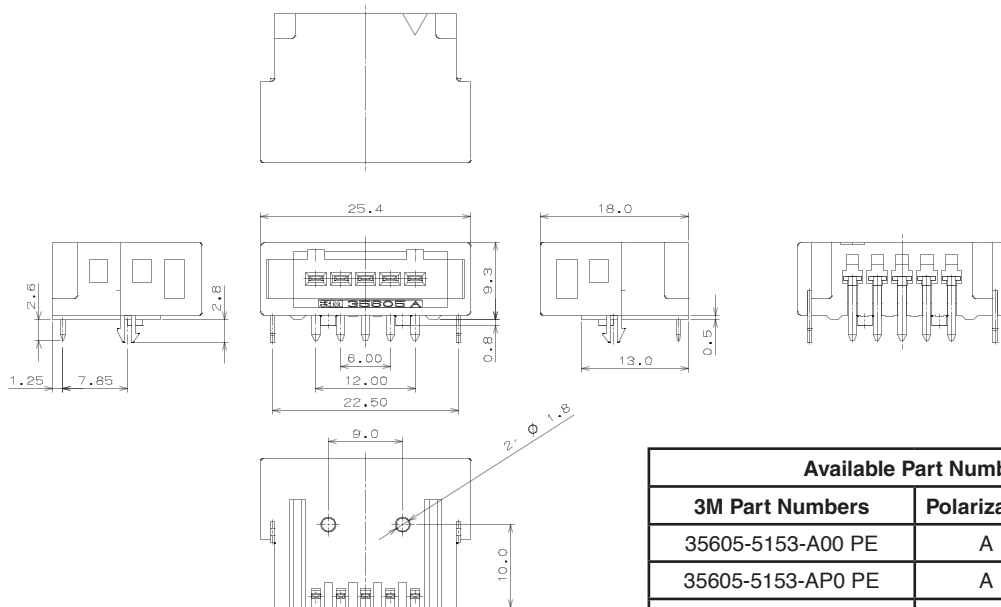
3M is a trademark of 3M Company.  
For technical, sales or ordering information call  
**800-225-5373**

# 3M™ Power Clamp Header

3 mm, Right Angle, 1 and 2 Row, 5 and 10 Contacts

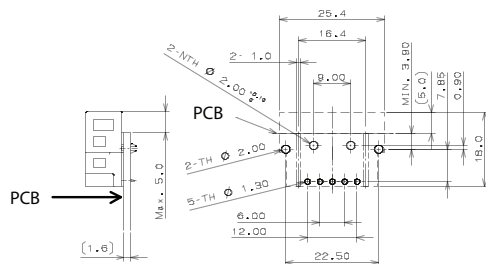
356 Series

## 1 Row Header

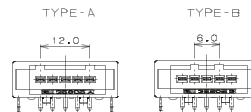


Available Part Numbers		
3M Part Numbers	Polarization	Standoff
35605-5153-A00 PE	A	0.5 mm
35605-5153-AP0 PE	A	1.7 mm
35605-5153-B00 PE	B	0.5 mm
35605-5153-BP0 PE	B	1.7 mm

### Recommended Hole Pattern



### Polarization Options



mm  
[Inch]

Tolerance Unless Noted			
	.0	.00	.000
mm	±3	±.13	±.008

[ ] Dimensions for Reference Only

## Ordering Information

**35605-5153-XX0 PE** (RIA E1 and C1 Apply)

Polarization: \_\_\_\_\_ Height of Stand-off  
 A: Type A (wide) 0: 0.5 mm - Standard  
 B: Type B (narrow) P: 1.7 mm

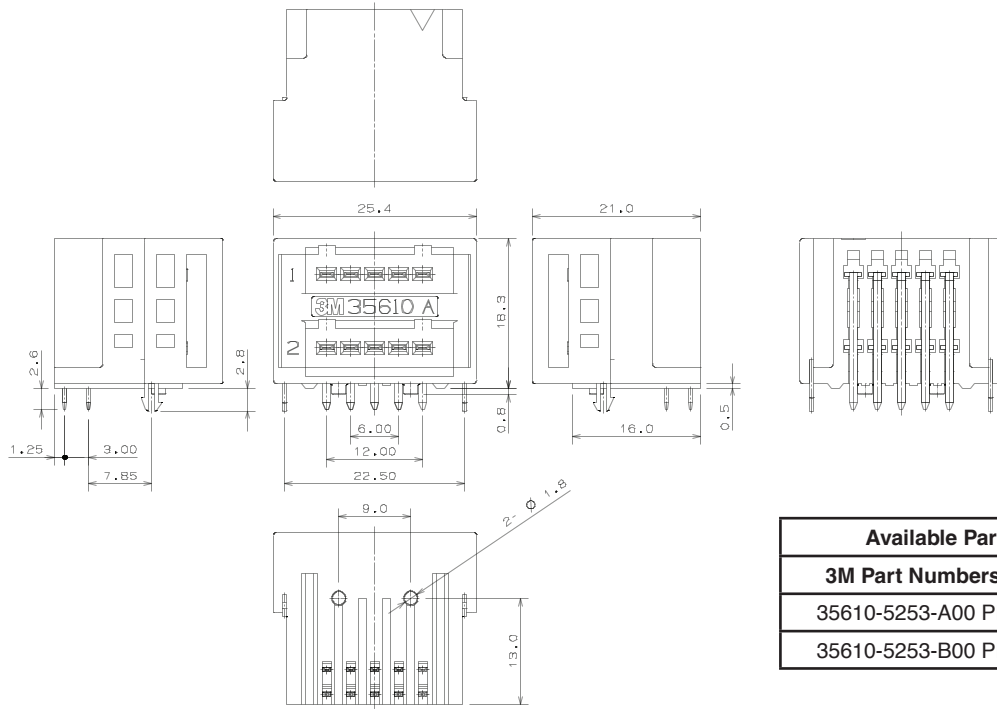
TS-2303-B  
Sheet 2 of 3

# 3M™ Power Clamp Header

3 mm, Right Angle, 1 and 2 Row, 5 and 10 Contacts

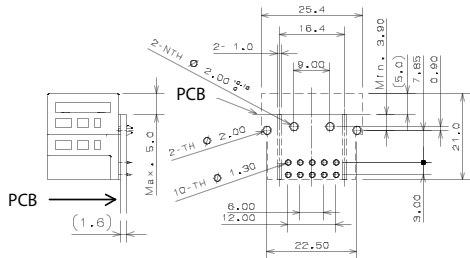
356 Series

## 2 Row Header

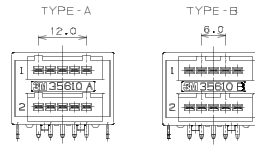


Available Part Numbers	
3M Part Numbers	Polarization
35610-5253-A00 PE	A
35610-5253-B00 PE	B

### Recommended Hole Pattern



### Polarization Options



mm  
[Inch]

Tolerance Unless Noted			
	.0	.00	.000
mm	±3	±.13	±.008

[ ] Dimensions for Reference Only

## Ordering Information

**35610-5253-X00 PE**

(RIA E1 and C1 Apply)

Polarization:

A: Type A (wide)

B: Type B (narrow)

TS-2303-B  
Sheet 3 of 3



Electronic Solutions Division  
Interconnect Solutions  
<http://www.3M.com/interconnects/>

3M is a trademark of 3M Company.  
For technical, sales or ordering information call  
**800-225-5373**

**Important Notice**

All statements, technical information, and recommendations related to 3M's products are based on information believed to be reliable, but the accuracy or completeness is not guaranteed. Before using this product, you must evaluate it and determine if it is suitable for your intended application. You assume all risks and liability associated with such use. Any statements related to the product which are not contained in 3M's current publications, or any contrary statements contained on your purchase order shall have no force or effect unless expressly agreed upon, in writing, by an authorized officer of 3M.

**Warranty; Limited Remedy; Limited Liability.**

This product will be free from defects in material and manufacture for a period of one (1) year from the time of purchase. **3M MAKES NO OTHER WARRANTIES INCLUDING, BUT NOT LIMITED TO, ANY IMPLIED WARRANTY OF MERCHANTABILITY OR FITNESS FOR A PARTICULAR PURPOSE.** If this product is defective within the warranty period stated above, your exclusive remedy shall be, at 3M's option, to replace or repair the 3M product or refund the purchase price of the 3M product. **Except where prohibited by law, 3M will not be liable for any indirect, special, incidental or consequential loss or damage arising from this 3M product, regardless of the legal theory asserted.**

**3M Electronics Solutions Division**

6801 River Place Blvd.  
Austin, TX 78726-9000  
U.S.A.  
1-800-225-5373  
[www.3m.com/interconnects](http://www.3m.com/interconnects)

Please recycle. Printed in USA.  
© 3M 2008. All rights reserved.  
RIA-2217B-E

3M is a trademark of 3M Company.

# Mouser Electronics

Authorized Distributor

Click to View Pricing, Inventory, Delivery & Lifecycle Information:

[3M:](#)

[35605-5153-A00PE](#) [35605-5153-AP0PE](#) [35605-5153-B00PE](#) [35605-5153-BP0PE](#) [35610-5253-A00PE](#) [35610-5253-B00PE](#)