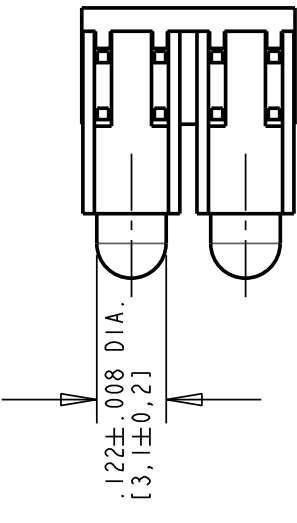
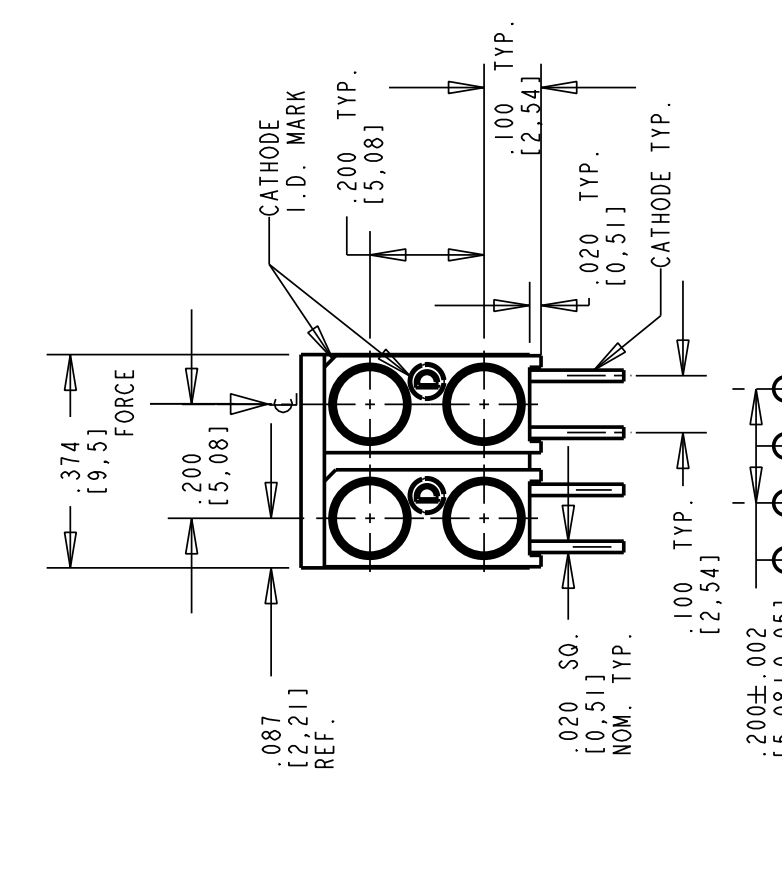
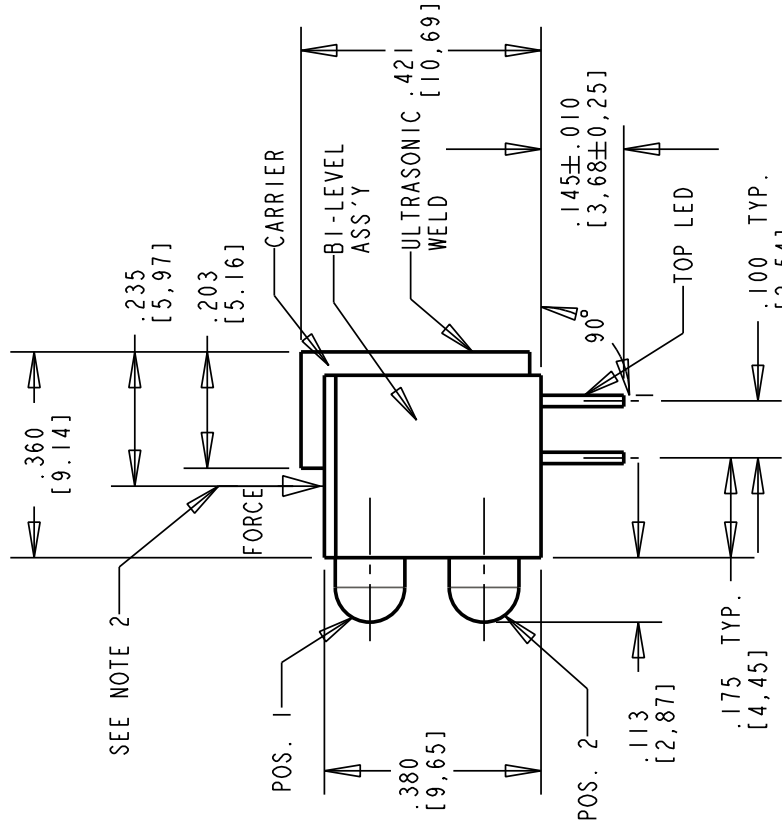
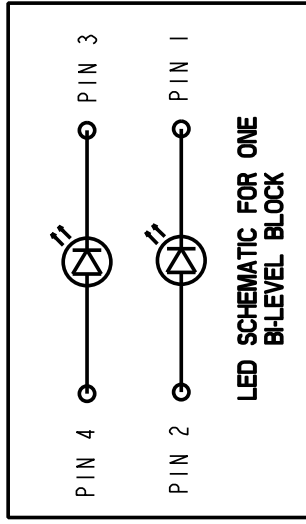


REV	ECN NO	REVISIONS	DRN	CKD	APP	DATE
A		NEW RELEASE	JLC			

PART NUMBER	LED COLOR	POSITION 1	POSITION 2
553-0102-002F	GREEN DIFF.	BLANK	GREEN DIFF.
553-0112-002F	GREEN DIFF.	RED DIFF.	GREEN DIFF.
553-0122-002F	GREEN DIFF.	GREEN DIFF.	GREEN DIFF.



RECOMMENDED HOLE PATTERN GAUGE



OPERATING CHARACTERISTICS AT 25°C AMBIENT					
CHARACTERISTICS	COLOR	MIN	TYP	MAX	UNITS TEST CONDITIONS
LUMINOUS INTENSITY	GREEN	5.6	16.0		mcd I _F = 10 mA
	RED	3.6	10.0		
FORWARD VOLTAGE	GREEN		2.1	3.0	V I _F = 10 mA
	RED		2.0	3.0	
REVERSE CURRENT	GREEN	---		10	mA V _R = 3 V
	RED	3.0		---	
PEAK WAVELENGTH	GREEN		563		nm
	RED		650		
VIEW ANGLE	GREEN		45		DEGREE I _F = 10 mA
	RED				

NOTES:

- LEADS TO FIT INTO .043 DIA. HOLES SPACED AS PATTERN.
- WELDING FLASH .010 MAX. ON BOTH ENDS IS PERMISSIBLE. WELDING JOINT MUST WITHSTAND 5 LB. MIN. FORCE/BILEVEL HOUSING, APPLIED AS PER DRAWING.
- LEAD DIMENSION SHOWN ARE MEASURED AT HOUSING EXIT.
- PACKAGE PARTS IN TUBE WITH ASSOCIATED END PLUG (19 PC'S PER TUBE)
- REFER TO DIALIGHT PART NUMBER 553-01XX-002F
- THIS ASSEMBLY CONTAINS ELECTROSTATIC DISCHARGE SENSITIVE DEVICES (ESDS). MAINTAIN ALL PRECAUTIONARY MEASURES DURING ASSEMBLY, HANDLING AND STORAGE IN ACCORDANCE WITH IPC-A-610.
- DIE: GaP (GREEN DIFFUSED)
GaAs (RED DIFFUSED)



ATTENTION:
OBSERVE PRECAUTIONS FOR
HANDLING ELECTROSTATIC
SENSITIVE DEVICES

RoHS Compliant 553-01XX-002F
Part Numbers with the "F" suffix ending are RoHS Compliant.
Packaging is marked with "RoHS Compliant" label or equivalent markings. Parts can be wave soldered, dip soldered or hand soldered using typical lead-free soldering process with max 260°C temp. for 5 sec.

ABSOLUTE MAXIMUM RATING AT 25°C AMBIENT	COLOR	GREEN DIFF.	UNITS
POWER DISSIPATION	GREEN DIFF.	75	mW
	RED DIFF.	60	
CONTINUOUS FORWARD CURRENT	GREEN DIFF.	25	mA
	RED DIFF.	20	
DERATE LINEARLY FROM 50°C	GREEN DIFF.	0.50	mA/°C
	RED DIFF.		
PEAK FORWARD CURRENT	GREEN DIFF.	60	mA
	RED DIFF.		
LEAD SOLDERING TEMPERATURE 5 SEC., 1/16" FROM BASE	GREEN DIFF.	260	°C
	RED DIFF.		
PEAK REVERSE VOLTAGE	GREEN DIFF.	3	V
	RED DIFF.	3	
OPERATING TEMPERATURE	GREEN DIFF.	-25 TO +85	°C
	RED DIFF.		
STORAGE TEMPERATURE	GREEN DIFF.	-30 TO +100	°C
	RED DIFF.		

THIS DRAWING AND THE CONTENTS HEREIN ARE CONFIDENTIAL AND THE SOLE PROPERTY OF DIALIGHT. REPRODUCTION OF THIS DRAWING OR CONSTRUCTION OF ANY PARTS WITHIN THIS DRAWING ARE FORBIDDEN WITHOUT THE WRITTEN CONSENT OF DIALIGHT.	
SCALE: 3:000	DRAWING NUMBER
ALL DIM'S IN: INCHES (MM)	C-17557
TOLERANCES: UNLESS OTHERWISE SPECIFIED	REV
FRACTIONS: ±1/64	A
DECIMALS (.XX): ±.01	TITLE
DECIMALS (.XXX): ±.005	3mm BI-LEVEL LED ARRAY CBI
DECIMALS (.XXXX): ±.0005	RoHS COMPLIANT
ANGLES: ±1°	MATERIAL
FSCM	83330
SHEET 1 OF 1 FAMILY TABLE:	
Dialight 1501 ROUTE 34 SOUTH FARMINGDALE, NJ 07727	

Mouser Electronics

Authorized Distributor

Click to View Pricing, Inventory, Delivery & Lifecycle Information:

Dialight:

[553-0122-002F](#) [553-0112-002F](#)