THIS DRAWING IS UNPUBLISHED. RELEASED FOR PUBLICATION -,- .
© COPYRIGHT - BY TYCO ELECTRONICS CORPORATION. ALL RIGHTS RESERVED.

LOC	DIST
AD	00

REVISIONS

P	LTR	DESCRIPTION	DATE	DWN	APVD
	J	EC 0G3C 0759 04	01FEB05	BSV	JLG
	J1	REVISED PER ECO-09-020689	02SEP09	KK	AEG

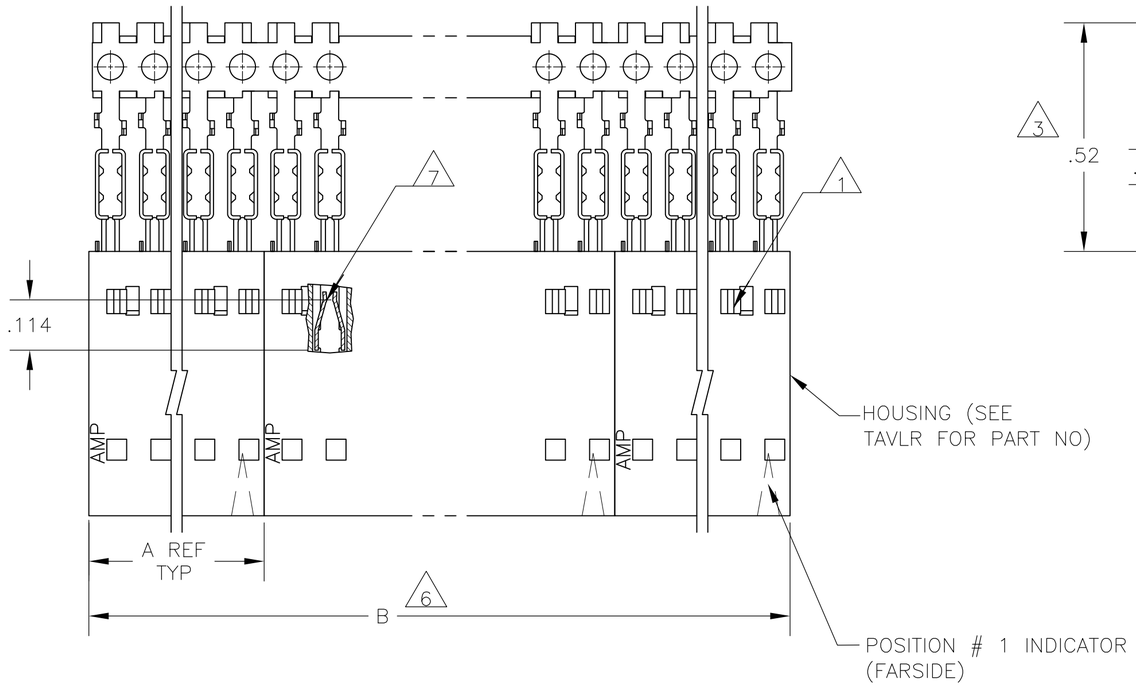

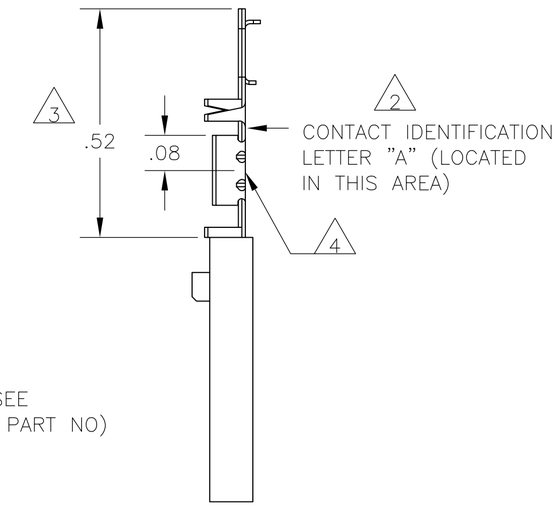

1. CONTACTS ARE LATCHED INTO THE PRELOAD WINDOWS
2. USE WITH #26-#30 AWG WIRE SIZE, .054/.030 INSULATION DIAMETER, .015 MAXIMUM INSULATION THICKNESS
3. THE DIMENSION APPLIES WITH THE FORWARD PRELOAD STOP IN CONTACT WITH THE HOUSING SURFACE
4. POINT OF MEASUREMENT FOR PLATING THICKNESS
5. FOR INDIVIDUAL ASSEMBLIES SEE PART NUMBER 103649
6. ASSEMBLIES ARE JOINED BY THE CARRIER STRIP. ORDER QUANTITY REFLECTS TOTAL NUMBER OF INDIVIDUAL ASSEMBLIES REQUIRED. SEE TABLE FOR NUMBER OF ASSEMBLIES PER STRIP.
7. POINT OF MEASUREMENT FOR PLATING THICKNESS (INSIDE BEAMS)
8. MAXIMUM ALLOWABLE BOW OF ASSEMBLY NOT TO EXCEED.055.
9. CONTACTS: .000015 GOLD IN THE CONTACT AREA, .000050-.000100 BRIGHT TIN-LEAD ON THE TERMINATION AREA, ALL OVER .000050 NICKEL
10. CONTACTS: .000015 GOLD IN THE CONTACT AREA, .000050-.000100 MATTE TIN ON THE TERMINATION AREA, ALL OVER .000050 NICKEL
11. OBSOLETE PARTS: OBSOLETE CIS STREAMLINING PER D.RENAUD/D.SINISI

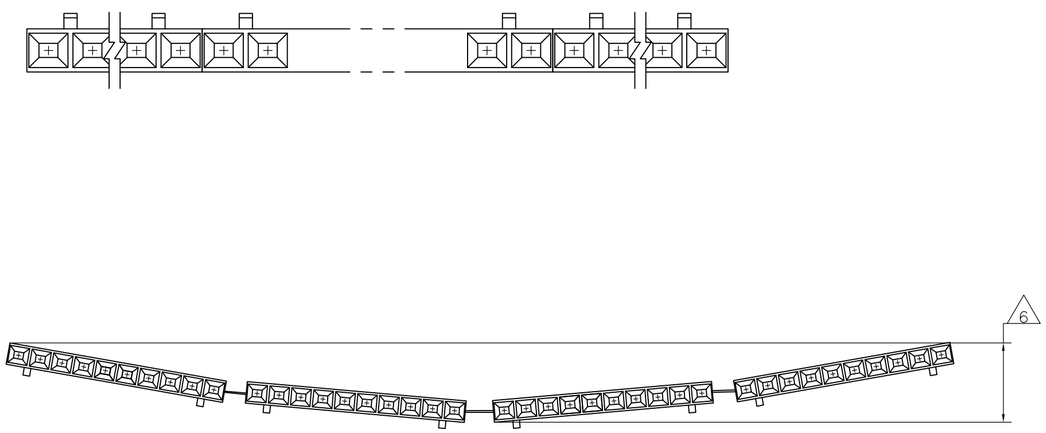

EXAMPLE: STRIP ASSEMBLY
SCALE 2:1

PLATING	6	B	A	HOUSING PART NUMBER	NO OF POSN	ASSEMBLY PART NUMBER ON STRIP
11 OBSOLETE	10	2	2.40	1.198	1-103648-1	12	6-103972-1
11 OBSOLETE	10	2	2.20	1.098	1-103648-0	11	6-103972-0
11 OBSOLETE	10	2	2.00	.998	103648-9	10	5-103972-9
11 OBSOLETE	10	2	1.80	.898	103648-8	9	5-103972-8
11 OBSOLETE	10	2	1.60	.798	103648-7	8	5-103972-7
11 OBSOLETE	10	2	1.40	.698	103648-6	7	5-103972-6
11 OBSOLETE	10	4	2.39	.598	103648-5	6	5-103972-5
	10	4	1.99	.498	103648-4	5	5-103972-4
	10	5	1.99	.398	103648-3	4	5-103972-3
	10	8	2.40	.298	103648-2	3	5-103972-2
	10	10	2.00	.198	103648-1	2	5-103972-1
11 OBSOLETE	9	2	2.40	1.198	1-103648-1	12	1-103972-1
11 OBSOLETE	9	2	2.20	1.098	1-103648-0	11	1-103972-0
11 OBSOLETE	9	2	2.00	.998	103648-9	10	103972-9
11 OBSOLETE	9	2	1.80	.898	103648-8	9	103972-8
11 OBSOLETE	9	2	1.60	.798	103648-7	8	103972-7
11 OBSOLETE	9	2	1.40	.698	103648-6	7	103972-6
11 OBSOLETE	9	4	2.39	.598	103648-5	6	103972-5
	9	4	1.99	.498	103648-4	5	103972-4
	9	5	1.99	.398	103648-3	4	103972-3
	9	8	2.40	.298	103648-2	3	103972-2
	9	10	2.00	.198	103648-1	2	103972-1

103972

THIS DRAWING IS A CONTROLLED DOCUMENT.

DIMENSIONS: INCHES

TOLERANCES UNLESS OTHERWISE SPECIFIED:
0 PLC ± -
1 PLC ± -
2 PLC ± .02
3 PLC ± .005
4 PLC ± -
ANGLES ± -

HOUSING: FLAME RETARDANT THERMOPLASTIC, COLOR:BLACK
CONTACTS: PHOS BRONZE

FINISH: SEE TABLE

DWN L. MAYER 05 NOV 1986
CHK P.C.DEJONG 12-11-86
APVD — 13-11-86
PRODUCT SPEC 108-25034
APPLICATION SPEC 114-25026
WEIGHT —

Tyco Electronics
Tyco Electronics Corporation
Harrisburg, Pa 17105-3608

NAME: RCPT ASSY, AMPMODU MTE, SINGLE ROW, .100 CL, WITH GUIDE RIBS, FOR #26-#30 AWG WIRE SIZE, STRIP FORM

SIZE	CAGE CODE	DRAWING NO	RESTRICTED TO
A2	00779	C-103972	—

CUSTOMER DRAWING | SCALE 4:1 | SHEET 1 OF 1 | REV J1

Mouser Electronics

Authorized Distributor

Click to View Pricing, Inventory, Delivery & Lifecycle Information:

TE Connectivity:

103972-3