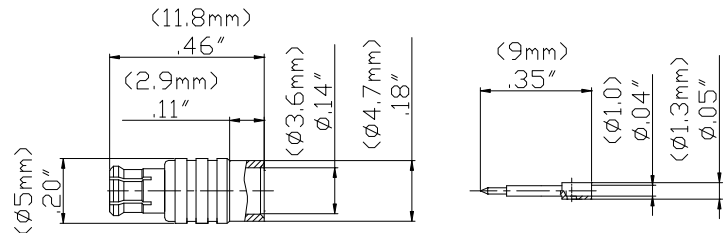


Model 73014
MCX PLUG STRAIGHT SEMI-RIGID, RG402



Model 73014 MCX PLUG STRAIGHT SEMI-RIGID, RG402

Snap-on coupling and miniature size for fast connect and disconnect where space is limited.

Features

- DC - 3 GHz bandwidth.
- 30% smaller than SMB connectors.
- Meets CECC 22220.
- Perfect for applications where space, weight, performance and ease of assembly are required.
- Precision machined and gold-plated for low loss.

Materials

- Body is machined brass with gold plating.
- Center contacts – Plug is gold plated brass and Jack is gold plated beryllium copper.
- High quality PTFE insulators.
- Crimp Ferrules are gold or nickel plated copper.

Ordering Information

Model: 73014

Description: MCX PLUG STRAIGHT SEMI-RIGID, RG402

Specifications

| | |
|-----------------------------------|------------------------------------|
| Impedance | 50 Ω |
| Frequency Range | DC - 3 GHz |
| VSWR | 1.35 max. |
| Working Voltage | 170 Vrms max. |
| Dielectric withstand voltage | 750 Vrms |
| Center / Outer contact resistance | 5 / 2.5 m Ω |
| Number of insertions | 500 cycles min. |
| Insulation resistance | 1,000 M Ω min. |
| Temperature Range | -55° C to 155° C, -67° F to 311° F |

USA: Sales: 800-490-2361

Technical Support: technicalsupport@pomonatest.com

Fax: 425-446-5844

Europe: 31-(0) 40 2675 150 International: 425-446-5500

Where to Buy: www.pomonaelectronics.com

All dimensions are in inches. Tolerances (except noted): .xx = ± 0.02 " (.51 mm), .xxx = ± 0.005 " (.127 mm). All specifications are to the latest revisions. Specifications are subject to change without notice. Registered trademarks are the property of their respective companies.
D2003450 REV 001

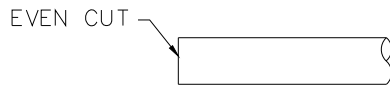
Model 73014
MCX PLUG STRAIGHT SEMI-RIGID, RG402

Cable Types and Crimp Die Information

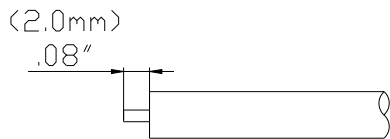
| Connector Model # | Cable Groups | Crimp Die Cavity Size for Outer Ferrule |
|-------------------|--------------|---|
| 73014 | RG402 | .151 (3.8) |

Cable Assembly Instructions

1. CUT CABLE END EVENLY AND PERPENDICULAR.

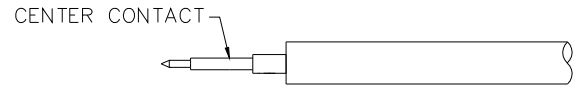


2. STRIP CABLE JACKET SPECIFICATION LENGTHS.




RECOMMENDED STRIP LENGTHS

3. CRIMP CENTER CONTACT TO CABLE CENTER CONDUCTOR.



4. SLIDE CONNECTOR BODY OVER CENTER CONTACT AND JACKET.



USA: Sales: 800-490-2361
Technical Support: technicalsupport@pomonatest.com
Fax: 425-446-5844
Europe: 31-(0) 40 2675 150 **International:** 425-446-5500
Where to Buy: www.pomonaelectronics.com

All dimensions are in inches. Tolerances (except noted): .xx = $\pm .02$ " (.51 mm), .xxx = $\pm .005$ " (.127 mm). All specifications are to the latest revisions. Specifications are subject to change without notice. Registered trademarks are the property of their respective companies.
D2003450 REV 001

Mouser Electronics

Authorized Distributor

Click to View Pricing, Inventory, Delivery & Lifecycle Information:

Pomona:

73014