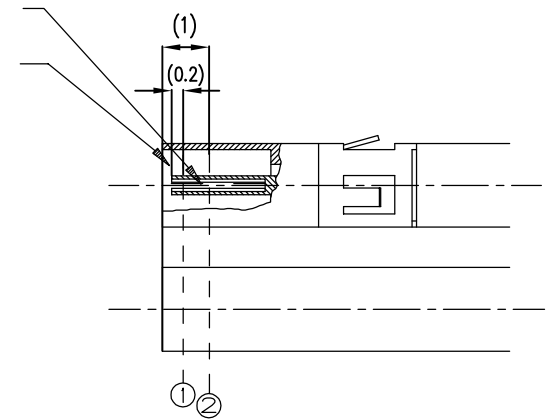
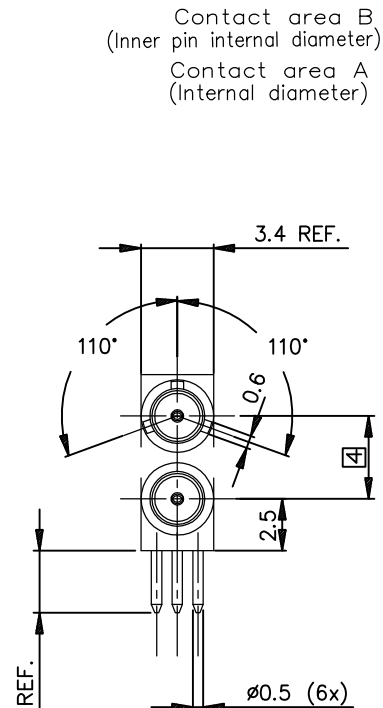
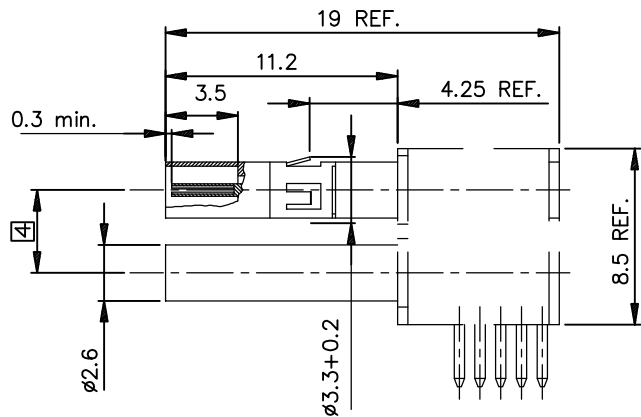




Copyright FCI.

LEAD FREE P/N	DIM M	PCB Thk.	REMARKS
70239-001LF	2.80	1.6mm	
70239-002LF	3.80	2.4mm	
70239-003LF	2.20	1.6mm	CUSTOMER SPECIAL
70239-004LF	2.92	1.6mm	CUSTOMER SPECIAL






1.27μm Au Min.(See note 5)	
Area A	Position 2
Area B	Positions 1

Plating on contact area

NOTES

- ALL DIMENSIONS ARE REFERENCE
- THIS PRODUCT WITH "LF" SUFFIX MEETS EUROPEAN UNION DIRECTIVES AS DESCRIBED ON GS-47-0004
- THE HOUSING WILL WITHSTAND EXPOSURE TO 260 DEGREE PEAK TEMPERATURE FOR 10 SECONDS IN A WAVE SOLDER APPLICATION WITH A MINIMUM CIRCUIT BOARD THICKNESS : 1.6mm
- PACKAGING SPEC: SEE GS-14-920
- RECOMMENDED MEASUREMENT DEVICE: X-RAY PER RECOMMENDED PRACTICE RP-GL-TERP-M-0232. MEASURED AREAS SHOULD NOT BE DAMAGED

European Views

www.fciconnect.com			surface ISO 1302 ✓		tolerance std ISO 406 ISO 1101		projection 		 mm		
			TOLERANCES UNLESS OTHERWISE SPECIFIED								
Dr	GOISNARD	2006/03/04	ANGULAR	LINEAR	0.X	±0.1	size A3	Scale 4			
Eng	GOISNARD	2006/03/04			0.XX	±0.1					
Chr	LEGARE	2006/03/04			0.XXX	±0.1		ECN B-17802			
Appr	LEGARE	2006/03/04	Product family					METRAL		Spec ref -	
			title R/A FEMALE 50ohm MINI COAX			dwg no 70239			Rev. P		
catalog no -											
						CUSTOMER			sheet 1 of 1		

rev	ecn no	dr	date
L	LS06-0022	LGO	2006/03/04
M	LS07-0214	LGO	2007/08/20
N	LS08-0057	LGO	2008/02/18
P	B-17802	APA	2014/05/28
-	-	-	-
-	-	-	-
-	-	-	-

REV F - 2006-04-17

PDS: Rev B

STATUS:Released

Printed: May 29, 2014

Mouser Electronics

Authorized Distributor

Click to View Pricing, Inventory, Delivery & Lifecycle Information:

[FCI / Amphenol:](#)

[70239-002LF](#)