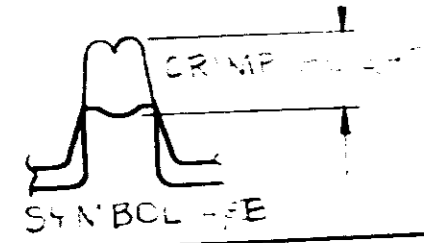
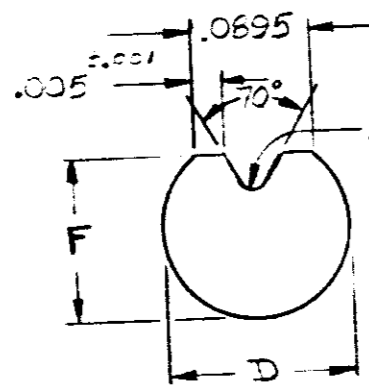
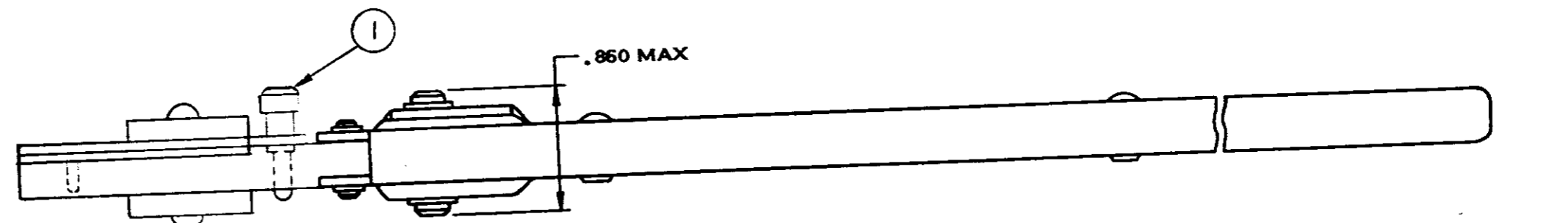
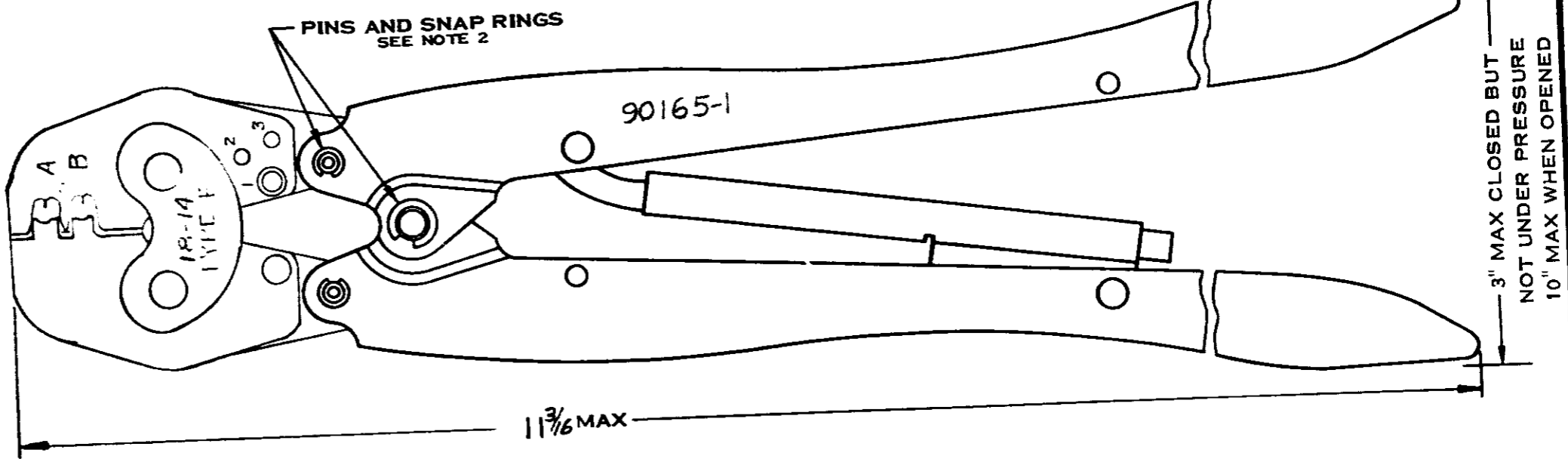


WIRE CRIMP				TERMINAL CRIMP HEIGHT
CRIMP SYMBOL	DIM	GO	NO GO	
A	F	.0564	.064	.0721
	D	.0688	.0728	.0855
B	F	.0624	.070	.0739
	D	.0758	.0798	.0879

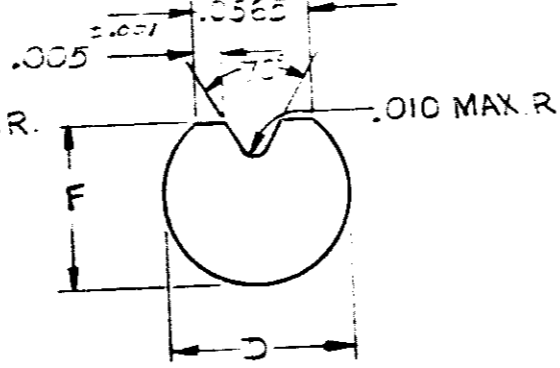


INSULATION CRIMP				TERMINAL CRIMP HEIGHT
CRIMP SYMBOL	DIM	GO	NO GO	
A+B	F	.45	.400	---
	D	.559	.533	---

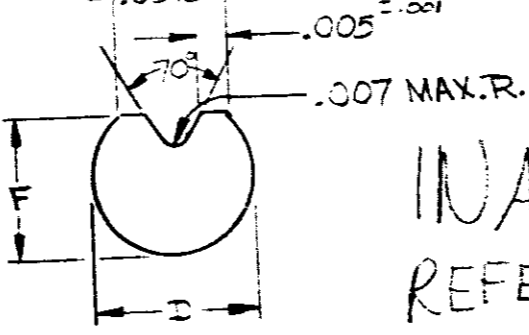
(SEE NOTE #6)



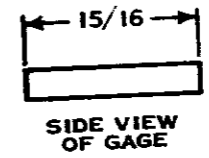
INSULATION CRIMP SYMBOL A+B




WIRE CRIMP SYMBOL B



WIRE CRIMP SYMBOL A



SIDE VIEW OF GAGE



SUGGESTED DOUBLE END HANDLE A.G.D. STD.

INACTIVE
11/9/77

INACTIVE,
REFER TO IS SHEET "7235"
11/3/77

ENLARGED END VIEWS OF GAGES
SUGGESTED GAGE DESIGN

- CRIMP GAGE DIMENSIONS APPLY WHEN TOOL IS CLOSED OR BOTTOMED BUT NOT UNDER PRESSURE.
- FOR REPLACEMENT OF PARTS SUCH AS PINS AND SNAP RINGS, ORDER REPAIR KIT NO. 125218-4.
- FOR REPLACEMENT OF PARTS OTHER THAN PINS AND SNAP RINGS, CONTACT THE MANUFACTURER TO INSURE PROPER FIT AND ADJUSTMENT.
- FOR TOOL USAGE, SEE INSTRUCTION SHEET NO. 125218-1.
- HAND TOOL CAN BE CHECKED BY MEASURING TERMINAL CRIMP HEIGHT.
- GAGE DIMENSIONS ARE MEASURED WITH INSULATION ADJUSTMENT PIN IN POSITION.

NO.	DESCRIPTION	DATE	BY	CHK	GATE
1	INACTIVE PER IS SHEET 7235	11/9/77			
2	SYMBOL A & B SEE .0721				
3	SYMBOL B SEE .0728				
4	SYMBOL A SEE .0721				
5	SYMBOL B SEE .0728				

NUMBER 90165

NO. RECD	39207	PIN-ADJUSTMENT		ITEM NO. 1
NUMBER		NAME		
© 1967 BY AMP INCORPORATED. ALL RIGHTS RESERVED. AMP PRODUCTS COVERED BY PATENTS AND/OR PATENTS PENDING.				
CUSTOMER COPY REFERENCE ONLY				
DR	MATERIAL-STEEL		AMP INCORPORATED	
CHK	FINISH-BLACK OXIDE		4400 SHELBY, PENNA.	
DE	WEIGHT- LBS. 5 OZ.		CLASS	
APP	WIRE - RANGE - INSULATION		TYPE	
TOLERANCE EXCEPT AS NOTED		SCALE	LOC	NO
		#	R B	90165
NAME		ACTION HAND TOOL		

DIMENSIONS IN INCHES DO NOT SCALE PRINT

Mouser Electronics

Authorized Distributor

Click to View Pricing, Inventory, Delivery & Lifecycle Information:

[TE Connectivity:](#)

[90165-1](#)