



MEC1-120-02-F-D-A



MEC1-130-02-F-D-A



MEC1-140-02-L-D

(1.00 mm) .0394"

MEC1 SERIES

MINI EDGE CARD SOCKET

SPECIFICATIONS

For complete specifications and recommended PCB layouts see www.samtec.com?MEC1

Insulator Material:

Black LCP

Contact Material:

BeCu

Plating:

Sn or Au over 50 μm

(1.27 μm) Ni

Operating Temp Range:

-55 °C to +125 °C

Current Rating:

2.2 A per pin
(2 adjacent pins powered)

Voltage Rating:

300 VAC

Insertion Depth:

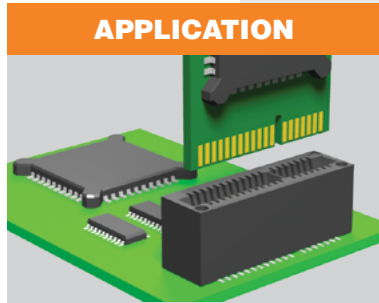
(5.84 mm) .230" to

(8.13 mm) .320"


RoHS Compliant:

Yes

Mates with:
(1.60 mm) .062" card



APPLICATION



Mates with
(1.60 mm)
.062" card

Optional
Alignment pin

HIGH-SPEED CHANNEL PERFORMANCE

MEC1

Rating based on Samtec reference channel.
For full SI performance data visit Samtec.com
or contact SIG@samtec.com

14
Gbps

PROCESSING

Lead-Free Solderable:

Yes

SMT Lead Coplanarity:

(0.10 mm) .004" max (05-20)

(0.15 mm) .006" max (30-70)*

*(.004" stencil solution

may be available; contact

IPG@samtec.com)

RECOGNITIONS

For complete scope of

recognitions see

www.samtec.com/quality



FILE NO. E111594

ALSO AVAILABLE

(MOQ Required)

- Locking Clip
(Manual placement required)
- Other platings

Important Note:

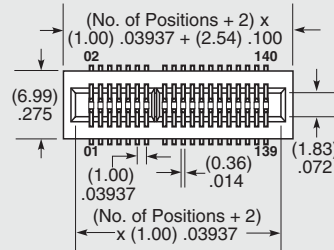
Samtec recommends that pads on the mating board be Gold plated.

Notes:

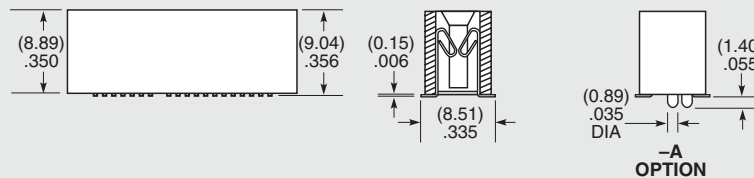
While optimized for 50 Ω applications, this connector with alternative signal/ground patterns may also perform well in certain 75 Ω applications.

Some sizes, styles and options are non-standard, non-returnable.

MEC1	1	POSITIONS PER ROW	02	PLATING OPTION	D	NP	OTHER OPTION
05, 08, 20, 30, 40, 50, 60, 70				-F = Gold flash on contact, Matte tin on tail	-L = 10 μm (0.25 μm) Gold on contact, Matte Tin on tail	-NP = No Polarization (05, 08, 20 & 30 positions only) Leave Blank for polarization	-A = Alignment Pin metal or plastic at Samtec discretion. -K = (7.87 mm) .310" DIA Polyimide film Pick & Place Pad -TR = Tape & Reel (05-60 only)



POSITIONS PER ROW	POLARIZED POSITIONS (No Contact)
05	3, 4
08	5, 6
20	15, 16
30	21, 22
40	31, 32
50	41, 42
60	31, 32, 63 & 64
70	53, 54, 115 & 116



Due to technical progress, all designs, specifications and components are subject to change without notice.

Mouser Electronics

Authorized Distributor

Click to View Pricing, Inventory, Delivery & Lifecycle Information:

Samtec:

[MEC1-170-02-L-D-A](#) [MEC1-130-02-S-D-A](#) [MEC1-160-02-F-D-A](#) [MEC1-170-02-S-D-A](#) [MEC1-105-02-F-D-NP-A-K-TR](#)
[MEC1-130-02-L-D-A-K-TR](#) [MEC1-105-02-F-D-NP-A](#) [MEC1-120-02-L-D-NP-A](#) [MEC1-130-02-F-D-A](#) [MEC1-150-02-L-D-A](#) [MEC1-140-02-L-D-A](#) [MEC1-105-02-S-D-A](#) [MEC1-150-02-L-D-A-K-TR](#) [MEC1-170-02-F-D-A](#) [MEC1-108-02-S-D-A](#)
[MEC1-140-02-S-D-A](#) [MEC1-108-02-F-D-NP-A](#) [MEC1-140-02-L-D-A-K-TR](#) [MEC1-120-02-L-D](#) [MEC1-140-02-F-D-A](#) [MEC1-120-02-F-D-A](#) [MEC1-108-02-F-D-A](#) [MEC1-150-02-FM-D-A](#) [MEC1-150-02-F-D-A](#) [MEC1-160-02-L-D-A](#) [MEC1-120-02-F-D-A-K-TR](#) [MEC1-105-02-L-D-A](#) [MEC1-120-02-L-D-A-K-TR](#) [MEC1-120-02-L-D-A-TR](#) [MEC1-140-02-F-D-LC](#)
[MEC1-150-02-S-D-A](#) [MEC1-130-02-S-D-A-K-TR](#) [MEC1-108-02-L-D-A](#) [MEC1-130-02-L-D-A](#) [MEC1-160-02-S-D-A](#) [MEC1-108-02-L-D-NP-A](#) [MEC1-120-02-F-D-K-TR](#) [MEC1-120-02-L-D-A](#) [MEC1-160-02-L-D-A-K-TR](#) [MEC1-120-02-S-D-A](#) [MEC1-108-02-S-D-A-K-TR](#) [MEC1-120-02-L-D-NP-A-K-TR](#) [MEC1-105-02-L-D](#) [MEC1-105-02-F-D-A](#) [MEC1-105-02-F-D-A-K-TR](#) [MEC1-110-02-F-D-K-TR](#) [MEC1-120-02-F-D-NP-TR](#) [MEC1-108-02-F-D-TR](#) [MEC1-108-02-L-D-K-TR](#) [MEC1-120-02-F-D-A-TR](#) [MEC1-105-02-L-D-A-K-TR](#) [MEC1-108-02-L-D-NP-A-K-TR](#) [MEC1-105-02-F-D-NP](#) [MEC1-105-02-L-D-NP-K-TR](#) [MEC1-110-02-F-D-A-K-TR](#) [MEC1-108-02-FM-D-NP-K-TR](#) [MEC1-108-02-F-D-NP](#) [MEC1-105-02-L-D-NP](#) [MEC1-120-02-F-D-NP-K-TR](#) [MEC1-110-02-F-D-A](#) [MEC1-105-02-F-D-K-TR](#) [MEC1-105-02-F-D-NP-A-K](#) [MEC1-110-02-L-D-NP-A](#) [MEC1-110-02-L-D](#) [MEC1-110-02-S-D-A-K-TR](#) [MEC1-130-02-L-D-NP-K](#) [MEC1-160-02-S-D-LC-TR](#) [MEC1-108-02-S-D-NP-A](#) [MEC1-140-02-S-D-LC-TR](#) [MEC1-120-02-S-D-A-K-TR](#) [MEC1-110-02-F-D](#) [MEC1-110-02-S-D-A](#) [MEC1-170-02-L-D-A-K](#) [MEC1-105-02-S-D-NP-A](#) [MEC1-140-02-S-D-A-TR](#) [MEC1-120-02-S-D-TR](#) [MEC1-150-02-F-D-A-K](#) [MEC1-105-02-F-D-TR](#) [MEC1-105-02-S-D-NP-A-K](#) [MEC1-108-02-L-D-NP-K-TR](#) [MEC1-108-02-S-D-NP-LC](#) [MEC1-130-02-F-D-NP-A-K](#) [MEC1-150-02-S-D-LC-TR](#) [MEC1-130-02-F-D-A-K-TR](#) [MEC1-130-02-L-D-NP-A-K](#) [MEC1-160-02-F-D-K](#) [MEC1-170-02-L-D-K](#) [MEC1-120-02-S-D-K](#) [MEC1-120-02-S-D-K-TR](#) [MEC1-170-02-F-D-A-K](#) [MEC1-160-02-F-D](#) [MEC1-130-02-S-D-K-TR](#) [MEC1-120-02-F-D-NP-A-K-TR](#) [MEC1-150-02-F-D-A-K-TR](#) [MEC1-120-02-L-D-NP-LC-K-TR](#) [MEC1-120-02-S-D-LC-K-TR](#) [MEC1-150-02-F-D-A-TR](#) [MEC1-108-02-L-D-NP](#) [MEC1-150-02-F-D-K-TR](#) [MEC1-160-02-S-D-A-K](#)