



## Just shutting down or disconnecting equipment is not enough...Lockout/Tagout keeps employees safe by making it inoperable. Comply with OSHA Regulations and LOCK IT OUT!

**Before repairs, servicing, maintenance, or set-up of machines and equipment can begin, prevent the unexpected — the accidental start-up!**

Procedures, devices, and personnel must be set in place to prevent the serious injury or death that could occur when someone thinks something is safely off. To ensure machines and equipment remain inoperable means establishing a "program consisting of energy control procedures, employee training, and periodic inspections..." as described in the OSHA standard. The standard also identifies products used for achieving these goals, such as lockout and tagout devices.

*Highlighted here are seven steps to creating an effective lockout/tagout program.*

### ✓ 1. Be Aware of the Lockout Regulations

Become familiar with the federal regulations known as The Control of Hazardous Energy (Lockout/Tagout).

### ✓ 2. Develop List of Machinery & Equipment

Survey your facility for all machinery and equipment that have the potential for requiring lockout.

### ✓ 3. Identify & Mark Energy Sources & Lockout Points

Locate and document start-up areas of energy sources, such as:

- Mechanical
- Electrical
- Hydraulic
- Thermal
- Pressure
- Process Control
- Stored Energy (gravity, springs)

### ✓ 4. Determine the Lockout Controls

Identify and document the necessary devices that isolate and lock out energy sources, and secure them for on-site use. Standardize the devices for various functions for proper identification.

### ✓ 5. Set up Lockout Training & Procedure Program

Develop, standardize, and document the lockout process for each energy source. Identify employees' level of involvement in the program – those that are made aware, affected, and to perform the lockout procedures. Accomplish this through comprehensive training programs and certifications.

### ✓ 6. Implement the Lockout Program

Initiate and enact the lockout/tagout program in accordance with the training procedures. Post reminders and have the necessary lockout/tagout devices readily available.

### ✓ 7. Review Lockout Program

Identify and document changes to existing procedures and new energy sources that require lockout. Make corrections, changes, and additions to the program. Conduct periodic review of lockout procedures (required at least annually) to ensure they are up to date and requirements are being met.

### Post signs, apply labels and tags...

...to warn and identify energy source areas and points requiring shut-down and lockout/tagout procedures.



29 CFR § 1910.147... The Control of Hazardous Energy (Lockout/Tagout) ...requires the employers to establish a program and utilize procedures for affixing appropriate lockout devices or tagout devices to energy isolating devices, and to otherwise disable machines or equipment to prevent unexpected energization, start-up or release of stored energy in order to prevent injury to employees.

**We offer solutions to help meet your lockout/tagout requirements and make your employees aware of the energy source hazards found throughout your facility. Look for products to meet your specific lockout needs on the following pages - ranging from lockout devices to training materials. Call us for consultation and on-site assessment of your lockout/tagout requirements.**

# Lockout Hasps

These devices provide the ideal solution when procedures require multiple workers on locked-out equipment.

Workers can be assigned a padlock (sold separately) with shackle diameter up to 9/32" to attach to the hasp before starting their task. Ensure the energy source stays locked out — with multiple workers' padlocks in the holes of the closed hasp. Once each worker completes their task, they remove their padlock. The hasp cannot be removed until the last padlock is removed.

## Aluminum Tag Hasps

Lock out more equipment with the large reach hasp made to withstand tough and abusive environments.

- Scissor-style hasp comprised of two high-strength 0.090" thick red anodized aluminum plates
- Accommodates up to six padlocks (sold separately)
- Crossover jaw ends prevent prying and tampering
- Get true 1 1/2" round reach with the full jaw opening
- Measures 7"H x 2 3/4"W
- Bold, contrasting red/white/black lockout hazard message labels on both sides — with space to write in necessary information
- Red octagon shape reinforces lockout status and conveys STOP



English, Spanish, and French labels included.



| UOM  |
|------|
| Each |

## Double-Cross Aluminum Tag Hasps

Lock out equipment with large reach, pry-resistant hasps.

- Made of two red anodized, 0.090" aluminum plates
- Double-crossed, octagon-shaped jaws are offset to cross over one another when closed, preventing the hasp from being easily pried apart
- Openings provide optimal reach - 1 3/4" dia. on one end and 3/4" dia. on the other
- Measures 7"H x 3 1/8"W (2 3/4" in the body) with hazard message labels on both sides
- Red octagon shape reinforces lockout status and conveys STOP



English, Spanish, and French labels included.



| UOM  |
|------|
| Each |

## Tag Hasp

Change out, insert, and secure a tag for each lockout situation with the Tag Hasp.

- 5 1/4" x 3" hasp fits in the palm of the hand
- Lightweight, all-dielectric plastic design
- STOP-shaped octagon front panel contains changeable Tab Tag (sold separately below)

Easy to use:

- Insert lockout tag over the top hole inside the front panel
- Close down the 2 1/4" octagon panel to hold the tag in place
- Insert the open end of the 1/4" wide loop to lockout the device
- Hasp hangs by the 1 3/8" x 2 3/4" closed oval loop
- Secures with up to three padlocks (sold separately)
- Red octagon shape reinforces lockout status and conveys STOP



| Part No. | UOM  |
|----------|------|
| PSL-1020 | Each |



Open position to insert tag



Loop end brace and secure in place by padlock

## Tab Tags

- Unique tag design fits over special octagon-shaped tab
- For use with Tag Hasp (above)
- Tag is secured when the device is in the locked position
- Show the full face of the tag at all times
- Tags measure 4 1/2" x 2 1/8"
- Durable, 0.015" rigid plastic material
- Pack of 25



| Std. Qty. Pkg. |
|----------------|
| 25             |

## Aluminum Hasps

### Non-Sparking style

- Padlock keeps hasp closed until the last padlock is removed
- Red vinyl-coating
- Non-sparking aluminum
- Comes in 1" and 1 1/2" diameter openings
- Accommodates up to six padlocks (sold separately)

| Part No. | Opening | Length | UOM  |
|----------|---------|--------|------|
| PSL-1013 | 1"      | 4 1/2" | Each |
| PSL-1014 | 1 1/2"  | 5"     | Each |




# Circuit Breaker Lockout System

OSHA (Occupational Safety and Health Administration) mandates that all energy sources be turned off and locked out to protect employees from injuries caused by the accidental startup of equipment under repair and service. To support compliance with OSHA 1910.147, Panduit offers a complete line of high quality, Circuit Breaker Lockout Devices to ensure that electrical energy sources are isolated for optimal work place safety. These Circuit Breaker Lockouts are part of an extensive line of innovative safety devices designed by Panduit to protect employees from risks associated with all forms of hazardous energy, while meeting safety and regulatory requirements.

## PowerLOK™ Circuit Breaker Lockout Devices

Panduit's new PowerLOK™ Circuit Breaker Lockout Devices include many innovative features to provide a versatile, easy to use lockout/tagout device. These devices can be applied to single or multi-pole circuit breakers (such as 120/277V breakers) to prevent the breaker from being turned back on; for safe performance of maintenance or service in accordance with lockout/tagout procedures.


- Two Metal Contacts
- Fits Single and Multi-Pole Circuit Breakers
- Two-Position Padlock Design
- Two-Piece Construction



| Part No.    | Description                                 | Std. Pkg. Qty. |
|-------------|---|----------------|
| PSL-PCB     | PowerLOK™ Circuit Breaker Lockout           | 1              |
| PSL-PCB-V   | PowerLOK™ Circuit Breaker Lockout           | 5              |
| PSL-PCBNT   | PowerLOK™ "No Tool" Circuit Breaker Lockout | 1              |
| PSL-PCBNT-V | PowerLOK™ "No Tool" Circuit Breaker Lockout | 5              |

## Miniature Circuit Breaker Lockout Devices


- Quickly locks out miniature circuit breakers commonly used in industrial automation and motor control
- On the PSL-MCBNT, multiple padlock orientations allow adjacent circuit breakers to be locked out individually
- PSL-MCB can be installed using a screwdriver
- PSL-MCBNT can be installed by hand with no tool required



| Part No.    | Description                                 | Std. Pkg. Qty. |
|-------------|---|----------------|
| PSL-MCB     | Universal miniature circuit breaker lockout | 1              |
| PSL-MCB-V   | Universal miniature circuit breaker lockout | 5              |
| PSL-MCBNT   | "No Tool" miniature circuit breaker lockout | 1              |
| PSL-MCBNT-V | "No Tool" miniature circuit breaker lockout | 5              |

## Universal & I-LINE™ Circuit Breaker Lockout Devices

- Quickly locks out circuit breakers (such as 120/277V breakers); ideal for industrial and harsh applications
- PSL-CB and PSL-CBIL can be installed using a screwdriver
- PSL-CBNT and PSL-CBILNT can be installed by hand, with no tool required



| Part No.   | Description  | Std. Pkg. Qty. |
|------------|--|----------------|
| PSL-CB     | Universal circuit breaker lockout  | 1              |
| PSL-CB-V   | Universal circuit breaker lockout  | 5              |
| PSL-CBNT   | "No Tool" Universal circuit breaker lockout  | 1              |
| PSL-CBNT-V | "No Tool" Universal circuit breaker lockout  | 5              |
| PSL-CBIL   | Circuit breaker lockout device for use with Square D I-LINE™/Federal Pacific (FPE) circuit breakers    | 1              |
| PSL-CBILNT | "No Tool" circuit breaker lockout for use with Square D I-LINE™/Federal Pacific (FPE) circuit breakers | 1              |
| PSL-CBKIT  | Circuit breaker lockout kit (1 each PSL-CBL, PSL-CBNT, PSL-CBILNT)                                     | 1              |
| PSL-CB-3PC | (3) PSL-CB universal circuit breaker lockout   | 1              |

## Large Handle Circuit Breaker Lockout Device

- Quickly locks out large molded-case circuit breakers (such as 480/600V breakers)
- Can be installed by hand, with no tool required




| Part No.  | Description                          | Std. Pkg. Qty. |
|-----------|--------------------------------------|----------------|
| PSL-CBL   | Large handle circuit breaker lockout | 1              |
| PSL-CBL-V | Large handle circuit breaker lockout | 5              |

I-LINE® is a registered trademark of Square D Company®.



### Large Handle Lever Lockout



Position Mounting Rail      Secure Slide Set      Slide Stop Bar into position over breaker

#### Lock out large handle or lever circuit breakers.

- Also works on up to three individual circuit breakers, including a variety of flip-lever switches
- Constructed of red dielectric ABS plastic and incorporates the octagon shape to convey STOP
- Consists of three parts: Mounting Rail, Slide Set and Stop Bar
- Installs without drilling using 3M™ VHB™ industrial bonding tape (included)\*
- Additional mounting rails available for use on multiple panels
- Dimensions: Mounting Rail: 5"L x 3/4"W x 1/4"D, Slide Set: 2"L x 2"W x 1 3/8"D, and Stop Bar: 5"L x 1"W x 1"D
- Padlock and tag sold separately

\*For best adhesion, ideal bond time is 24 to 72 hours prior to lockout application

| Part No. | Description                     | UOM  |
|----------|---------------------------------|------|
| PSL-1006 | Large Handle Lever Lockout      | Each |
| PSL-1007 | Additional Mounting Rails, 5" L | Each |

VHB™ is a registered trademark of 3M™

### Disposable Padlock Seal

#### Single-use lock device provides a cost-saving alternative ideal for operation-wide plant and facility lockout, shutdown, and turnaround.

- Eliminates the hassle of misplaced locks & keys
- Loop and insert band end through padlock-style body; push band in to shorten and tighten the loop
- Molded teeth lock band in place inside the body and cannot reverse out
- Plastic shackle band is tamper-evident; band can only be broken or cut for removal
- All-plastic body measures 2 1/2"H x 1 1/2"W x 7/8"D
- 7"L x 1/4"W long band rated up to 100-lb. pull strength
- Pack of 10



| Part No. | Std. Pkg. Qty. |
|----------|----------------|
| PSL-1030 | 10             |

### Cinch Cable Lockout



Internal cable spooling feature for storage.




Funnel-shaped cable feeder for quick placement.

#### Universal spooling cable locks out multiple devices at one time.


- Unique, compact internal spooling feature
- Lock out multiple devices quickly, neatly, and easily
- Simply extend and loop the 6-ft. nylon-coated steel cable through several devices to lock them out; then insert the cable end back into the device to cinch tight
- When cable is cinched tight, device can then be secured with a padlock (sold separately)
- Durable plastic, octagon-shaped device measures 3 1/2" x 4 1/4" x 1 1/4"
- When finished, spool the cable back inside the device for neat, easy storage
- Octagon shape reinforces lockout status and conveys STOP

| Part No. | Description                    | UOM  |
|----------|--------------------------------|------|
| PSL-1008 | Cinch Lockout with 6-ft. cable | Each |
| PSL-1016 | 15-ft. cable (separate)        | Each |

### Twist & Turn Cinch Cable Lockout



Turn the hasp halves to cinch cable.



Cinch closed position with holes aligned.

#### Run the cable through various devices; then, with a quick twist of the hasp, cinch the cable to prevent unauthorized access.

- Easy-to-use cable and cinch lockout hasp solution
- Polycarbonate, compact hasp is comprised of two 3" dia. x 1 1/2" thick rotating halves with 6-ft. red plastic-coated steel cable
- Visible red octagon shape reinforces the lockout situation

| Part No. | UOM  |
|----------|------|
| PSL-1017 | Each |

### Gate Valve Lockout Devices

- Gate valves regulating hydraulic, pneumatic, and chemical energy can be locked out quickly and easily
- Accommodates valve handles ranging from 1.00 inch (25.40mm) to 13.00 inches (330.20mm) in diameter
- Constructed of rugged polypropylene providing strength, durability, and added security
- Secure with padlock and tag (sold separately)



| Part No. | Fits Valve Handle Diameter | Size         | UOM  |
|----------|----------------------------|--------------|------|
| PSL-V2A  | 1.0" – 2.5"                | 3.5" x 1.5"  | Each |
| PSL-V6A  | 2.5" – 6.5"                | 7.0" x 2.0"  | Each |
| PSL-V9   | 6.5" – 10.0"               | 10.5" x 2.5" | Each |
| PSL-V13  | 10.0" – 13.0"              | 14.5" x 3.0" | Each |

### Ball Valve Lockouts



English, Spanish, and French labels included.

#### Stop valves from being turned with unique gull-wing design ball valve lockout.

- Quickly and simply secure over any closed ball valve handle
- Secure with padlock (sold separately)
- Bright red, plastic device works with ball valve handles either perpendicular or parallel to pipe
- Includes red "Danger Locked Out" label
- Red octagon shape reinforces lockout status and conveys STOP



Wingspan halves open and close

| Part No. | Fits Ball Valve | Fits Handle                | Overall Size             | UOM  |
|----------|-----------------|----------------------------|--------------------------|------|
| PSL-1059 | 3/8" – 1 1/4"   | up to 5/8"W x 1/4" thick   | 3 1/8" x 4 1/2" x 4 1/2" | Each |
| PSL-1058 | 1 1/2" – 2"     | up to 1 1/2"W x 1/2" thick | 4 1/2" x 5 2/3" x 5 2/3" | Each |

#### Labels

Additional adhesive labels are available each in ANSI or APWA colors: Red – RED, Yellow – YEL, Blue – BLU, Green – GRN, Purple – PUR.



| Part No. | Fits Ball Valve | UOM  |
|----------|-----------------|------|
| PSL-1065 | 3/8" – 1 1/4"   | Each |
| PSL-1070 | 1 1/2" – 2"     | Each |

**To Order:** Add color code after part number. Example: Part No. PSL-1065 + Color Code RED = PSL-1065RED

### Pneumatic Energy Lockout Device

- Pneumatic energy devices can be locked out quickly and easily without costly tool modifications or inconvenient in-line valves
- When installed on the male pneumatic fitting, prevents the ability to engage into the female fitting
- Universal compact design makes the pneumatic lockout device easy to transport
- Five openings install on almost any fitting, even in tight spaces
- Rugged stainless steel construction offers superior strength, durability, added security and corrosion resistance
- Overall dimensions are 3.5" (88.9mm) diameter x 0.10" (2.54mm) thick

| Part No. | UOM  |
|----------|------|
| PSL-PEL  | Each |



### Versatile Pneumatic Lockout



#### Keep employees safe with this rugged, tamper resistant method to lock out your pneumatic equipment/source.

- Device has seven openings ranging from 9/32" to 1/2" diameter that accommodate most male and female pneumatic end-fittings
- Clear cover allows user to see what is locked out
- Constructed of polycarbonate with steel hinge for tamper-resistance and durability
- Red octagon shape reinforces lockout status and conveys STOP
- Overall dimensions are 3 7/8" x 3 1/4" x 1 7/8"

| Part No. | UOM  |
|----------|------|
| PSL-1012 | Each |



### Toggle Switch Cover Device

- Compact secure design fits most toggle switches and some small circuit breakers
- Easily attached without removal of faceplate or screws
- Accommodates switches
  - 0.45 – 0.78 inches tall x
  - 0.25 – 0.38 inches x
  - 0.25 – 0.40 inches thick
- Constructed of rugged nylon and stainless steel providing strength, durability, added security and corrosion resistance

| Part No. | UOM  |
|----------|------|
| PSL-WS   | Each |



### Universal Wall Switch Cover

#### Flip the switch, flip the lockout.

- Dual use - works on both rocker/toggle and flat paddle switches
- Attaches to existing switch plate screw(s)
- Fully encloses entire switch
- Cover folds down to block screws and switch access
- Secure with a padlock (sold separately)
- Measures 4 1/2"H x 1 5/8"W x 7/8"D
- Unique design reduces error – applies only in direction of desired lockout position – on or off

| Part No. | UOM  |
|----------|------|
| PSL-1015 | Each |



### Push Button Cover

#### Prevent accidental startups of push / pull operation buttons, such as emergency stop buttons.

- Consists of one semi-permanent aluminum ring and a clear polycarbonate top
- Semi-removable design allows for easy storage
- Clear top allows user to see push button
- Tough polycarbonate cover and aluminum ring make it tamper- and impact-resistant, as well as extremely durable
- Overall dimensions are 2 1/8"H x 2"W x 2 1/2"L
- Available in two sizes to fit over 22.5 and 30mm diameter buttons
- Additional new aluminum rings available
- Octagon shape reinforces lockout status and conveys STOP
- Secures with a padlock (sold separately)

| Part No. | Description                        | UOM  |
|----------|------------------------------------|------|
| PSL-1003 | Push Button Cover with 22.5mm base | Each |
| PSL-1004 | Push Button Cover with 30mm base   | Each |
| PSL-1005 | Additional 22.5mm metal ring only  | Each |
| PSL-1002 | Additional 30mm metal ring only    | Each |



### Toggle-Switch Cover


#### Prevent access to a toggle switch, yet still see its position.

Quick and easy to install, tough lockout includes clear, industrial strength 3M™ VHB™ tape for secure adhesion\*.

- Fits over toggle, button, or knob switch
- The top half can be removed and stored when not in use
- Clear polycarbonate maintains visibility of the switch position and doesn't disrupt existing decals, markings, or messages
- 3 1/2" x 1 1/2" base which covers up to 3/4" x 1"H switch area
- Secures with a padlock (sold separately)
- Octagon shape reinforces lockout status and conveys STOP

\* For best adhesion, ideal bond time is 24 to 72 hours prior to lockout application.

| Part No. | UOM  |
|----------|------|
| PSL-1001 | Each |



VHB™ is a trademark of 3M™

### Corded AC Plug Cover Lockout Devices

- Insert plugs, close cover, and secure with padlock and tag (sold separately)
- Individual corded plugs in a wide range of sizes can be locked out to prevent energization
- Constructed of rugged polypropylene providing strength, durability, and added security



| Part No.  | Description   | UOM  |
|-----------|---|------|
| PSL-CL110 | Lockout fits 120 VAC corded plug, 2.0" x 2.0" x 3.5" inside dimensions          | Each |
| PSL-CL480 | Lockout fits 240 – 480 VAC corded plug, 3.25" x 3.25" x 6.50" inside dimensions | Each |

### AC Plug End Lockout Device

- Individual plugs in a wide range of sizes can be locked out to prevent energization
- Accommodates padlocks with shackle lengths of 1.50 inches or greater and plugs with a hole in a blade
- Constructed of rugged polycarbonate providing strength, durability, added security, and corrosion resistance

| Part No. | Description  | UOM  |
|----------|--------------|------|
| PSL-P    | Plug Lockout | Each |



### Network Security Devices

Network security devices block unauthorized access to existing network infrastructure in the data center, at the workstation, in the industrial automation panel, and more. These devices save time and money associated with network downtime, data security breaches, infrastructure repair, and hardware replacement due to theft. The innovative design of the blockout device snaps into modules and is released with the removal tool, ensuring the safety and security of the network infrastructure. The versatile design of the lock-in device is compatible with most existing patch cords, faceplates, patch panels, IP cameras, and other IP devices. It is also compatible with VoIP phones to help prevent unauthorized tampering with connectivity to ensure E911 continuity.



#### Jack Module Blockout Device

- Blocks unauthorized access to jacks and potentially harmful foreign objects, saving time and money associated with data security breaches, network downtime, repair and hardware replacement
- Compatible with most RJ45 and USB Type 'A' jacks to accommodate a variety of applications and does not interfere with jack contacts separation and punched hole for hanging
- Can be installed/removed without interfering with adjacent jacks or hardware
- May only be released with the special removal tool, ensuring the safety and security of your network infrastructure

| Part No.    | Jack Type    | Package Content                                    | Blockout Color | Std. Pkg. Qty. |
|-------------|--------------|--|----------------|----------------|
| PSL-DCJB    | RJ45         | RJ45 jack blockout devices and one removal tool    | Red            | 10             |
| PSL-DCJB-BL | RJ45         | RJ45 jack blockout devices and one removal tool    | Black          | 10             |
| PSL-USBA    | USB Type 'A' | USB Type 'A' blockout devices and one removal tool | Red            | 5              |

#### RJ45 Plug Lock-In Devices

- Tamper-resistant design blocks unauthorized removal of cable, IP phone, other networking equipment or critical connection
- Deters unauthorized users from moving or stealing VoIP phones helping to maintain E911 service
- Compact design does not interfere with adjacent jacks, even in high-density applications

| Part No.      | Package Content   | Plug Lock-In Color | Std. Pkg. Qty. |
|---------------|---|--------------------|----------------|
| PSL-DCPLX     | Lock-in devices, and one installation/removal tool          | Red                | 10             |
| PSL-DCPLX-BL  | Lock-in devices and one installation/removal tool           | Black              | 10             |
| PSL-DCPLRX    | Recessed lock-in devices, and one installation/removal tool | Red                | 10             |
| PSL-DCPLRX-BL | Recessed lock-in devices and one installation/removal tool  | Black              | 10             |

### Plastic Group Lock Box

English, Spanish, and French labels included.



**Look to view the keys and padlocks in a secure lock box that is shaped to say STOP!**

Four rows of aluminum strips contain 16 hooks to hang keys – identifiable through the clear front cover. Once closed, holes and slots along the edges of box and cover align. Secure with up to 42 padlocks (sold separately). Plus, there is a hole on the left backside for a supervisor's padlock.

- Cover pry guard edge provides security when using minimal padlocks
- Visible safety red shows through the clear front cover
- Familiar octagon box shape conveys STOP message
- Front cover slides to hinge open
- 13" x 13" x 3 1/2" box is made of durable, impact-resistant plastic, designed for industrial environments

Each padlock represents a worker on the lockout project. Each padlock removed signifies the worker has completed their portion of the project. Yet there is no access to the keys of the locked-out devices until the last padlock is removed.

**Additional features of the lock box include:**

- Top carry handle for portability to lockout location
- Two rear keyholes for wall mounting
- Flange foot to set down on flat surface
- Front slot to drop in additional keys after lockout procedures have started

| Part No. | UOM  |
|----------|------|
| PSL-1026 | Each |

### Compact Plastic Group Lock Box

**Small, portable group lock box goes with you on the job – from the office to the production floor.**

- Slots in lid to insert and store keys of locked-out devices
- Unique twist-to-turn lid for secure close
- Inner pry guard prevents tamper access
- Lid has two see-through windows and carry handle
- Octagon-shaped box in red conveys the STOP message
- 7 3/4" x 7 3/4" x 4" box is durable, impact-resistant plastic

| Part No. | UOM  |
|----------|------|
| PSL-1025 | Each |



### Metal Group Lock Box

- Manage multiple employees and energy sources involved in a group lockout procedure
- Accommodates up to 13 padlocks (not included)
- Available in industrial powder-coated or stainless steel construction
- Dimensions: 9.00"W x 6.00"H x 3.25"D



| Part No.   | Description                    | UOM  |
|------------|--------------------------------|------|
| PSL-GLBN   | Group Lock Box                 | Each |
| PSL-GLBNSS | Stainless Steel Group Lock Box | Each |



### 6-Padlock Lockout Shadow Board Kit

Shadow printed on board shows lockout/tagout devices are removed for use.

Durable 14" x 14" x 0.063" aluminum board has aluminum pronged hooks to hang padlocks and hasps. A thick, molded, clear, plastic tag pockets measure 4 3/4"H x 3 5/8"W x 2"D.



Board shown w/Kit

**Kit Contents:**

- 6 Steel Padlocks, 3/4" shackle (keyed differently)
- 10 Laminated Lockout Tags
- 10 Plastic Ties
- 1 Scissor Hasp, 1" opening
- 1 Scissor Hasp, 1 1/2" opening

Shadow effect enlarged for detail

| Part No. | Description | Size      | UOM  |
|----------|-------------|-----------|------|
| PSL-1010 | Board w/Kit | 14" x 14" | Each |
| PSL-1011 | Board Only  | 14" x 14" | Each |

### Padlock Overlamine Label



**Instantly identify the padlock.**

- Write on the surface with pen or pencil — name, date, and any other identification necessary
- 9"W x 0.875"H self-adhesive vinyl label has peel-off liner
- Half of label has printed and writable area and the other half is clear to wrap and protect written area

| Part No. | Danger Message          | Std. Pkg. Qty. |
|----------|-------------------------|----------------|
| PSL-1028 | DO NOT REMOVE THIS LOCK | 50             |
| PSL-1029 | EQUIPMENT LOCKED OUT    | 50             |

### 6-Padlock Hanger Board Kit

Identifies and displays lockout/tagout devices while storing supplies – at the same place.

Durable 14" x 14" x 0.063" aluminum board with metal hooks to hang padlocks and clear plastic tag pocket.



**Kit Contents:**

- 6 Steel Padlocks, 3/4" shackle (keyed differently)
- 10 Laminated Lockout Tags
- 10 Plastic Ties
- 1 Scissor Hasp, 1" opening
- 1 Scissor Hasp, 1 1/2" opening

| Part No. | Description | Size      | UOM  |
|----------|-------------|-----------|------|
| PSL-1009 | Board w/Kit | 14" x 14" | Each |

### Self-Laminating Padlock Labels

- Used to identify employees' locks; employees sign the label, attach it to the padlock, and overwrap with the clear vinyl to protect the legend
- Available in six colors for departmental coding
- One-piece design is easy to use
- Width: 10.00 inches
- Height: 0.75 inches



| Part No.      | Color                                      | Std. Pkg. Qty. | Std. Ctn. Qty. |
|---------------|--|----------------|----------------|
| PSL-PL1BLKY   | Black                                      | 25             | 150            |
| PSL-PL1BLUY   | Blue                                       | 25             | 150            |
| PSL-PL1GRNY   | Green                                      | 25             | 150            |
| PSL-PL1REDY   | Red  | 25             | 150            |
| PSL-PL1WHTY   | White                                      | 25             | 150            |
| PSL-PL1YELY   | Yellow                                     | 25             | 150            |
| PSL-PL1REDY-D | Red Label with DANGER header               | 25             | 150            |
| PSL-PL1REDY-P | Red Label with DANGER header in Portuguese | 25             | 150            |

Labels are designed with blank write-on area for name and department designation and can be clearly identified with Panduit permanent marking pens.

### Electrician Lockout Kit



PSL-PK-EAP

| Part No.    | Kit Contents  | Std. Pkg. Qty. |
|-------------|---|----------------|
| PSL-PK-EA   | (1) Screwdriver<br>(1) PSL-PK pouch<br>(1) PSL-8 padlock<br>(1) PSL-MLD multiple lockout<br>(1) PSL-WS wall switch lockout<br>(1) PSL-CBNT "No Tool" circuit breaker lockout<br>(1) PSL-P plug lockout<br>(5) PVT-30 blocking tags                                  | 1              |
| PSL-PK-EAP  | (1) Screwdriver<br>(1) PSL-PK pouch<br>(1) PSL-8 padlock<br>(1) PSL-MLD multiple lockout<br>(1) PSL-WS wall switch lockout<br>(1) PSL-PCBNT PowerLOK™<br>"No Tool" circuit breaker lockout<br>(1) PSL-P plug lockout<br>(5) PVT-30 blocking tags                    | 1              |
| PSL-PK-EAPX | (1) Screwdriver<br>(1) PSL-PK pouch<br>(1) PSL-MLD multiple lockout<br>(1) PSL-WS wall switch lockout<br>(1) PSL-PCBNT PowerLOK™<br>"No Tool" circuit breaker lockout<br>(1) PSL-P plug lockout<br>(5) PVT-30 blocking tags   | 1              |
| PSL-PK-EA-F | (1) Screwdriver<br>(1) PSL-PK pouch<br>(1) PSL-8 padlock<br>(1) PSL-MLD multiple lockout<br>(1) PSL-WS wall switch lockout<br>(1) PSL-CBNT "No Tool" circuit breaker lockout<br>(1) PSL-P plug lockout<br>(5) PVT-30 blocking tags                                  | 1              |
| PSL-PK-EAKS | (1) Klein Screwdriver<br>(1) PSL-PK pouch<br>(1) PSL-8 red non-conductive lockout padlock<br>(1) PSL-MLD multiple lockout<br>(1) PSL-WS wall switch lockout<br>(1) PSL-CBNT "No Tool" circuit breaker lockout<br>(1) PSL-P plug lockout<br>(5) PVT-30 blocking tags | 1              |
| PSL-PK      | Empty pouch for PSL-PK-EA   | 1              |

### Metal Wall Mount Cabinet

- Conveniently store lockout tools and accessories in one common area
- Durable steel case can be wall-mounted (nine mounting holes) or used as a portable case
- 14.75" x 10.25" x 4.63"



| Part No.    | Description              | Std. Pkg. Qty. |
|-------------|--------------------------|----------------|
| PSL-STATION | Metal Wall Mount Cabinet | 1              |

### Contractor Lockout Kit



PSL-KT-PWRP

| Part No.      | Kit Contents   | Std. Pkg. Qty. |
|---------------|--|----------------|
| PSL-KT-CONA   | (1) Screwdriver<br>(1) PSL-KT case<br>(6) PSL-8 padlocks<br>(1) PSL-1A hasp<br>(1) PSL-MLD lockout<br>(3) PSL-WS wall switch lockout<br>(3) PSL-CBNT "No Tool" circuit breaker lockout (3)<br>PSL-P plug lockouts<br>(15) PVT-98 tags  | 1              |
| PSL-KT-CONAP  | (1) Screwdriver<br>(1) PSL-KT case<br>(6) PSL-8 padlocks<br>(1) PSL-1A hasp<br>(1) PSL-MLD lockout<br>(3) PSL-WS wall switch lockout<br>(3) PSL-PCBNT PowerLOK™<br>"No Tool" circuit breaker lockout<br>(3) PSL-P plug lockouts<br>(15) PVT-98 tags                                  | 1              |
| PSL-KT-CONAPX | (1) Screwdriver<br>(1) PSL-KT case<br>(1) PSL-1A hasp<br>(1) PSL-MLD lockout<br>(3) PSL-WS wall switch lockout<br>(3) PSL-P plug lockouts<br>(15) PVT-98 tags.   | 1              |
| PSL-KT-CONA-F | (1) Screwdriver,<br>(1) PSL-KT case<br>(6) PSL-8 padlocks<br>(1) PSL-1A hasp<br>(1) PSL-MLD lockout<br>(3) PSL-WS wall switch lockout<br>(3) PSL-CBNT "No Tool" circuit breaker lockout<br>(3) PSL-P plug lockouts<br>(15) PVT-98 "EQUIPMENT LOCKED OUT BY..." safety tags in French | 1              |
| PSL-KT        | Empty plastic kit box for PSL-KT-CONA  | 1              |

### Safety Tool Bag

- Red/Black Polyester Fabric
- Width: 18 inches
- Height: 11 inches
- Depth: 11 inches

| Part No. | Color | Std. Pkg. Qty. |
|----------|-------|----------------|
| PSL-BG   | Red   | 1              |



**Maintenance Lockout Kit**



| Part No.      | Kit Content  | Std. Pkg. Qty. |
|---------------|--|----------------|
| PSL-KT-MROA   | (1) Screwdriver<br>(1) PSL-BX case<br>(3) PSL-8 padlocks<br>(1) PSL-MLD multiple lockout device<br>(2) PSL-WS wall switch lockout<br>(2) PSL-CBNT "No Tool" circuit breaker lockout<br>(2) PSL-P plug lockout<br>(1) PSL-V6A gate valve lockout, 2.50" to 6.50" diam. handle<br>(1) PSL-V2A gate valve lockout, 1.00" to 2.50" diam. handle<br>(1) PSL-BV2 ball-valve lockout<br>(1) PSL-CL110 120 volt AC cord lockout<br>(10) PVT-44 maintenance tags                            | 1              |
| PSL-KT-MROAP  | (1) Screwdriver<br>(1) PSL-BX case<br>(3) PSL-8 padlocks<br>(1) PSL-MLD multiple lockout device<br>(2) PSL-WS wall switch lockout<br>(2) PSL-PCBNT PowerLOK™ "No Tool" circuit breaker lockout<br>(2) PSL-P plug lockout<br>(1) PSL-V6A gate valve lockout, 2.50" to 6.50" diam. handle<br>(1) PSL-V2A gate valve lockout, 1.00" to 2.50" diam. handle<br>(1) PSL-BV2 ball-valve lockout<br>(1) PSL-CL110 120 volt AC cord lockout<br>(10) PVT-44 maintenance tags                 | 1              |
| PSL-KT-MROAPX | (1) Screwdriver<br>(1) PSL-BX case<br>(1) PSL-MLD multiple lockout device<br>(2) PSL-WS wall switch lockout<br>(2) PSL-PCBNT PowerLOK™ "No Tool" circuit breaker lockout<br>(2) PSL-P plug lockout<br>(1) PSL-V6A gate valve lockout, 2.50" to 6.50" diam. handle<br>(1) PSL-V2A gate valve lockout, 1.00" to 2.50" diam. handle<br>(1) PSL-BV2 ball-valve lockout<br>(1) PSL-CL110 120 volt AC cord lockout<br>(10) PVT-44 maintenance tags                                       | 1              |
| PSL-KT-MROA-F | (1) Screwdriver<br>(1) PSL-BX case<br>(3) PSL-8 padlocks<br>(1) PSL-MLD multiple lockout device<br>(2) PSL-WS wall switch lockout<br>(2) PSL-CBNT "No Tool" circuit breaker lockout<br>(2) PSL-P plug lockout<br>(1) PSL-V6A gate valve lockout, 2.50" to 6.50" diam. handle<br>(1) PSL-V2A gate valve lockout, 1.00" to 2.50" diam. handle<br>(1) PSL-BV2 ball-valve lockout<br>(1) PSL-CL110 120 volt AC cord lockout<br>(10) PVT-44 "DO NOT OPERATE" maintenance tags in French | 1              |
| PSL-BX        | Empty plastic kit box for PSL-KT-MROA  | 1              |

**Power and Panel Distribution Lockout Kit**



| Part No.     | Kit Content  | Std. Pkg. Qty. |
|--------------|--|----------------|
| PSL-KT-PWR   | (1) Screwdriver<br>(1) PSL-STATION metal wall mount cabinet<br>(2) PSL-8 padlocks<br>(1) PSL-MLD multiple lockout device<br>(2) PSL-CBNT "No Tool" circuit breaker lockout<br>(2) PSL-CBILNT "No Tool" circuit breaker lockout for I-Line™<br>(2) PSL-CBL large handle circuit breaker lockout<br>(1) PSL-P plug lockout<br>(25) PVT-23-Q tags   | 1              |
| PSL-KT-PWRP  | (1) Screwdriver<br>(1) PSL-STATION metal wall mount cabinet<br>(2) PSL-8 padlocks<br>(1) PSL-MLD multiple lockout device<br>(2) PSL-PCBNT PowerLOK™ "No Tool" circuit breaker lockout<br>(2) PSL-CBILNT "No Tool" circuit breaker lockout for I-Line™<br>(2) PSL-CBL large handle circuit breaker lockout<br>(1) PSL-P plug lockout<br>(25) PVT-23-Q tags                                      | 1              |
| PSL-KT-PWRPX | (1) Screwdriver<br>(1) PSL-STATION metal wall mount cabinet<br>(1) PSL-MLD multiple lockout device<br>(2) PSL-PCBNT PowerLOK™ "No Tool" circuit breaker lockout<br>(2) PSL-CBILNT "No Tool" circuit breaker lockout for I-Line™<br>(2) PSL-CBL large handle circuit breaker lockout<br>(1) PSL-P plug lockout<br>(25) PVT-23-Q tags  | 1              |
| PSL-KT-PWR-F | (1) Screwdriver<br>(1) PSL-STATION metal wall mount cabinet<br>(2) PSL-8 padlocks<br>(1) PSL-MLD multiple lockout device<br>(2) PSL-CBNT "No Tool" circuit breaker lockout<br>(2) PSL-CBILNT "No Tool" circuit breaker lockout for I-Line™<br>(2) PSL-CBL large handle circuit breaker lockout<br>(1) PSL-P plug lockout<br>(25) PVT-23-Q "DO NOT OPERATE ELECTRICIANS AT WORK" tags in French | 1              |

**Steering Wheel Covers**

**Prevent others from driving a vehicle that is disabled or undergoing maintenance.**

- Flexible, reinforced vinyl cover
- Backside of upper half has stitched pocket to slip over steering wheel
- Secure cover to steering wheel to prevent removal
- 3/8" metal grommated hole at bottom accommodates 1 1/2" hasp with padlocks (sold separately)
- Octagon shape reinforces lockout status and conveys STOP



16" PSL-1075  
20" PSL-1078  
24" PSL-1081



16" PSL-1076  
20" PSL-1079  
24" PSL-1082



16" PSL-1077  
20" PSL-1080  
24" PSL-1083



# Mouser Electronics

Authorized Distributor

Click to View Pricing, Inventory, Delivery & Lifecycle Information:

Panduit:

[PSL-KT-CONAP](#) [PSL-KT-CONAPX](#) [PSL-KT-MROAPX](#) [PSL-KT-MROA-F](#) [PSL-KT-MROAP](#)