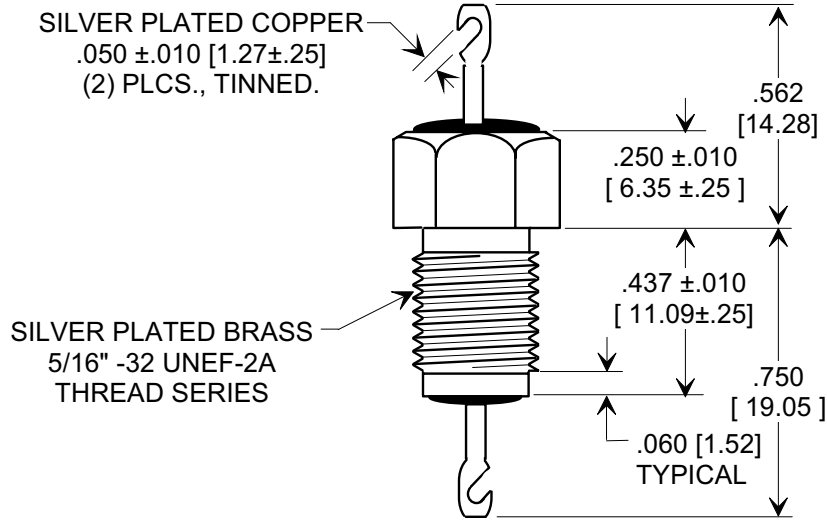
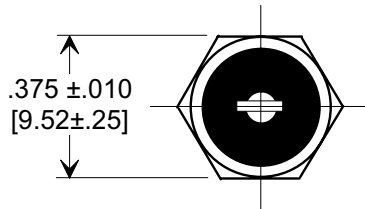
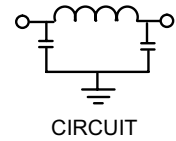
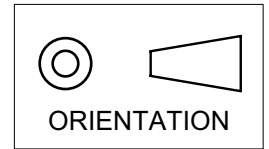


**MARKETING SALES DRAWING**

DIMENSIONS IN INCHES - DO NOT SCALE THIS DRAWING  
 DIMENSIONS IN METRIC - [ ]

Electrical Testing  
 per Tusonix standard  
 test plans and Mil-Std-202  
 Test Methods.



**NOTES:**

- TUSONIX STANDARD PART NUMBER: 4206-006.  
 TUSONIX RoHS COMPLIANT PART NUMBER: 4206-006 LF.  
 CUSTOMER MUST SPECIFY STANDARD OR RoHS PART NUMBER WHEN ORDERING.
- LEAD FINISH: STANDARD PART #: SILVER PLATED WITH 60/40 SOLDER DIP. RoHS PART #: SILVER PLATED WITH 95.5 Sn/3.8 Ag/0.7 Cu SOLDER DIP.
- PART MARKING: TRADEMARK AND VARIATION NUMBER ON HEX FLATS.  
 STANDARD PART: BLACK INK. RoHS PART: GREEN INK.
- SUPPLIED WITH SILVER PLATED HEX NUT AND INTERNAL TOOTH LOCK WASHER.

CAP. (pF)	WORKING VOLTAGE DC (V)		CURRENT dc (A)	MINIMUM NO LOAD INSERTION LOSS (dB) AT 25°C PER MIL-STD -220			
	85 °C	125 °C		10 MHz	100 MHz	1 GHz	10 GHz
3000 MIN.	1000	500	25 A	10	55	70	70

X-2015 Rev-0 REVISION RECORD Original Release C.O. <b>0</b> DIM. 562 WAS .567. SM 12-5-97 <b>19971203-5-01</b> NOTE REVISED & DELETED VAR. S.M. 06-08-99 <b>19990607-3-03</b> ADDED NOTES 1-3 & CIRCUIT. S.M. 07-29-05 <b>20050727-3-02</b>	TOLERANCES unless otherwise specified 2 PLC. DECIMAL ± $\frac{\quad}{\quad}$ 3 PLC. DECIMAL ± .031 [0.79]		Title <h2 style="text-align: center;">EMI LOW PASS FILTER</h2>	
	ANGLES ± $\frac{\quad}{\quad}$		Drawn E.C. 06-07-96	Scale 2 X
	<b>TUSONIX</b> TUCSON, ARIZONA		Approved B.Mc. 06-07-96	
			<b>A</b>	<b>4206-006</b>

# Mouser Electronics

Authorized Distributor

Click to View Pricing, Inventory, Delivery & Lifecycle Information:

[Tusonix / CTS:](#)

[4206-006LF](#)