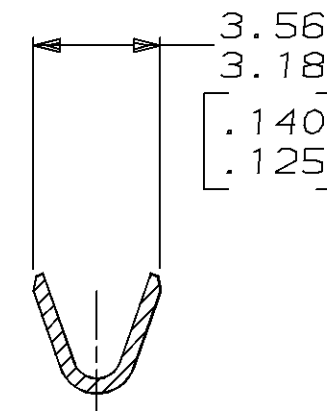
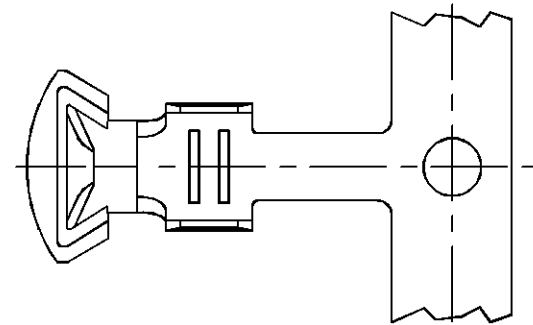


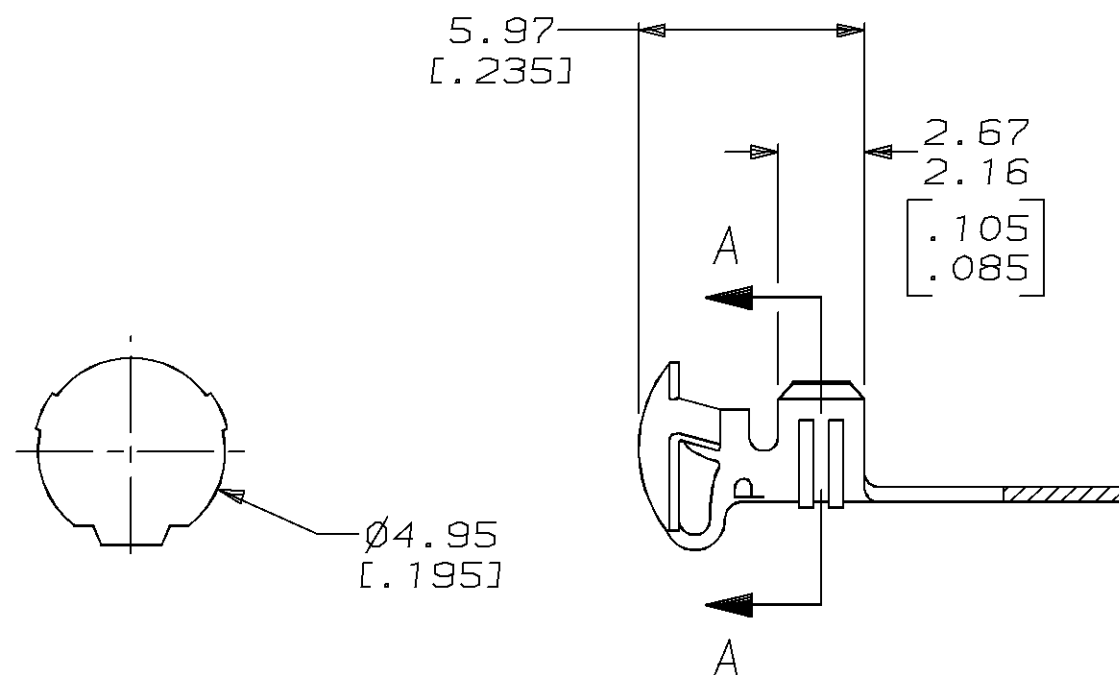
THIS DRAWING IS UNPUBLISHED. RELEASED FOR PUBLICATION , 19 .
© COPYRIGHT 19 BY AMP INCORPORATED. ALL INTERNATIONAL RIGHTS RESERVED.

LOC	DIST	P	F	REVISIONS						
				ZONE	LTR	DESCRIPTION			DATE	APPD
AF	50				J	REV PER 0710-0427-95			27/SEP/95	PF DS

1. WIRE RANGE: 0.5 - 1.4 mm² [20 - 16 AWG].
2. DIMENSION IN BRACKETS ARE IN INCHES.



SECTION A-A



METRIC

THIS DRAWING IS A CONTROLLED DOCUMENT FOR
AMP INCORPORATED. IT IS SUBJECT TO CHANGE
AND THE CONTROLLING ENGINEERING ORGANIZATION
SHOULD BE CONTACTED FOR THE LATEST REVISION.

MINI	61280-2
STANDARD	61280-1
APPLICATOR TYPE	PART NO

DO NOT SCALE PRINT. UNLESS SPECIFIED DIMENSIONS IN mm [INCHES] TOLERANCES ON: 2 PLC DEC ± 0.13 [.005] 3 PLC DEC ± - ANGLES ± -	DR 2-18-94 T. BECK	AMP AMP Incorporated Harrisburg, PA 17105-3608	
	CHK 2-18-94 R. SWING		
	APPD 4-03-95 R. GRAY	NAME BUTTON CONTACT	
	APPD 4-03-95 R. GRAY		
MATERIAL 0.41 [.016] BRASS	PRODUCT SPEC -	SIZE B	CAGE CODE 00779
FINISH -	APPLICATION SPEC -	DRAWING NO C-61280	
	WEIGHT -	SCALE 5:1	SHEET 1 OF 1

Mouser Electronics

Authorized Distributor

Click to View Pricing, Inventory, Delivery & Lifecycle Information:

[TE Connectivity:](#)

[61280-1](#)