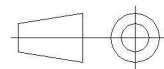
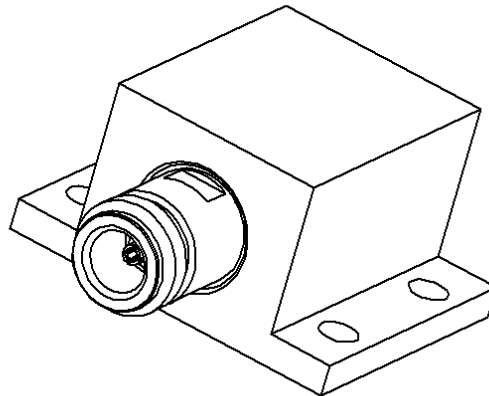
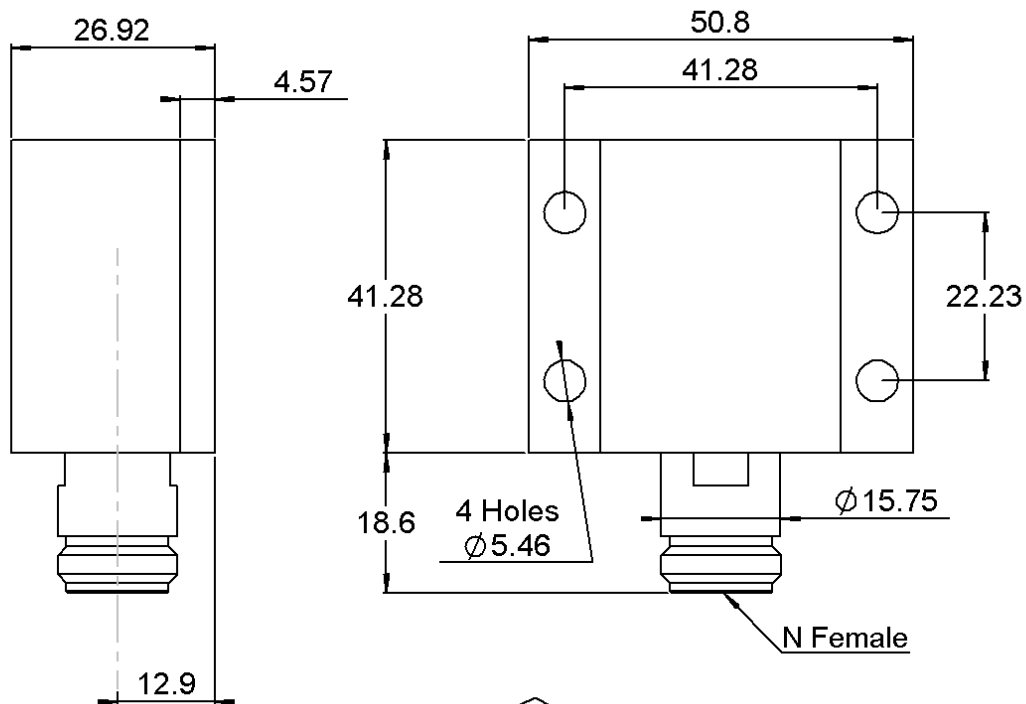


COAXIAL TERMINATION N FEMALE

6 GHZ 200W

R404.781.120Series : **TERMINATION**

All dimensions are in mm.

COMPONENTS	MATERIALS	PLATING(μm)
BODY	BRASS	BBR 3
CENTER CONTACT	BERYLLIUM COPPER	GOLD 0.5 OVER NICKEL PHOSPHORUS 2
OUTER CONTACT		
INSULATOR	PTFE	
GASKET		
SUBSTRATE	ALUMINIUM NITRIDE	
RESISTOR	THICK FILM	
OTHERS PARTS	ALUMINIUM	NICKEL 8-10

Issue : 1329 A

In the effort to improve our products, we reserve the right to make changes judged to be necessary.

RADIAL 

COAXIAL TERMINATION N FEMALE**R404.781.120****6 GHZ 200W**Series : **TERMINATION****ELECTRICAL CHARACTERISTICS**

Frequency (GHz)	DC - 3	3 - 6
V.S.W.R (≤)	1.20	1.30

Operating Frequency Range	DC - 6	GHz
Impedance	50	Ω
DC Resistance	50	Ω ± 5%
Peak power at 25°C (1μs, 1%)	2000	W
Average power at 25°C		W (Free Air Cooled)
	200	W (Conduction Cooled)

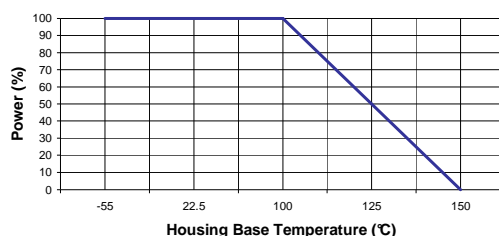
MECHANICAL CHARACTERISTICS

Connectors	N	Female	MIL C39012
Weight	138,8500 g		

ENVIRONMENTAL CHARACTERISTICS

Operating temperature range	-55/+125 °C
Storage temperature range	-55/+125 °C

Power derating Versus temperature

**SPECIFICATION****OTHER CHARACTERISTICS**

Recommended mounting parameters

- Flatness of the cooling surface better than 0.03mm
- Roughness Ra√0.8
- Must be mounted with four M5 screws
- The housing base does never exceed 150°C
- Thermal grease can be used to reduce thermal resistance between heat sink and the housing base

Issue : 1329 A

In the effort to improve our products, we reserve the right to make changes judged to be necessary.

RADIAL 

Mouser Electronics

Authorized Distributor

Click to View Pricing, Inventory, Delivery & Lifecycle Information:

Radial:

[R404781120](#)