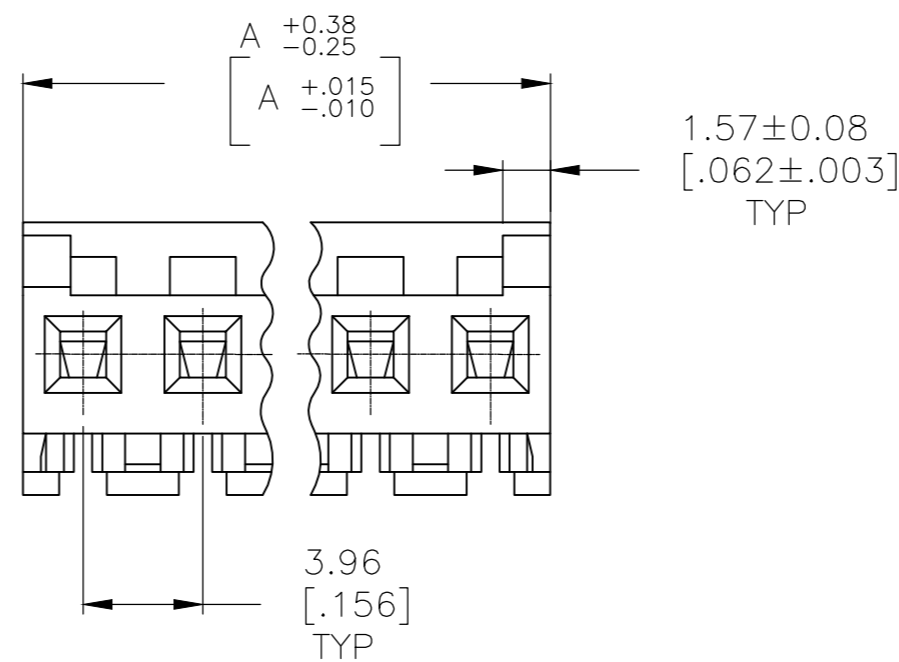
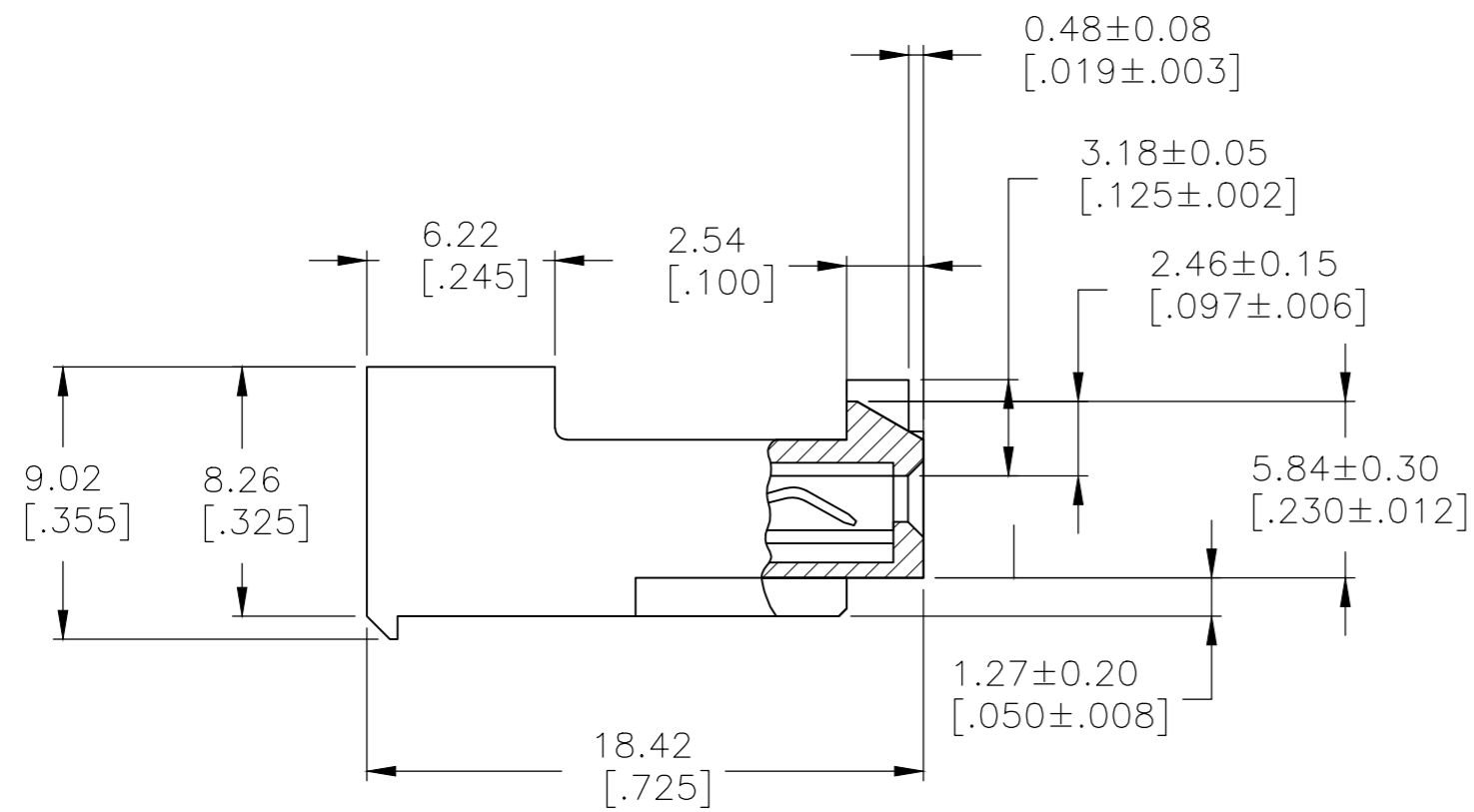
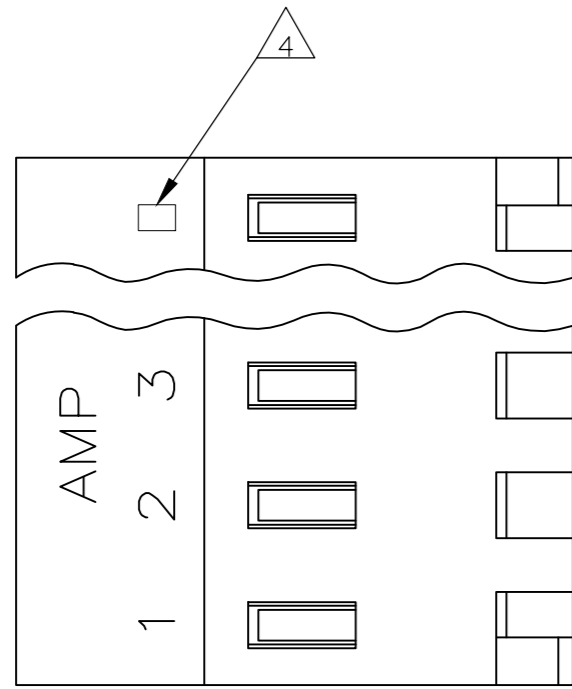


THIS DRAWING IS UNPUBLISHED. RELEASED FOR PUBLICATION  
 © COPYRIGHT - By - TE CONNECTIVITY ALL RIGHTS RESERVED.

LOC	DIST	REVISIONS					
CM	00	P	LTR	DESCRIPTION	DATE	DWN	APVD
		H1		ECO-14-012257	04NOV2014	KR	OC



95.10[3.744]	24	5-643819-4
91.13[3.588]	23	5-643819-3
87.17[3.432]	22	5-643819-2
83.21[3.276]	21	5-643819-1
79.25[3.120]	20	5-643819-0
75.29[2.964]	19	4-643819-9
71.32[2.808]	18	4-643819-8
67.36[2.652]	17	4-643819-7
63.40[2.496]	16	4-643819-6
59.44[2.340]	15	4-643819-5
55.47[2.184]	14	4-643819-4
51.51[2.028]	13	4-643819-3
47.55[1.872]	12	4-643819-2
43.59[1.716]	11	4-643819-1
39.62[1.560]	10	4-643819-0
35.66[1.404]	9	3-643819-9
31.70[1.248]	8	3-643819-8
27.74[1.092]	7	3-643819-7
23.77[.936]	6	3-643819-6
19.81[.780]	5	3-643819-5
15.85[.624]	4	3-643819-4
11.89[.468]	3	3-643819-3
7.92[.312]	2	3-643819-2
95.10[3.744]	24	2-643819-4
91.13[3.588]	23	2-643819-3
87.17[3.432]	22	2-643819-2
83.21[3.276]	21	2-643819-1
79.25[3.120]	20	2-643819-0
75.29[2.964]	19	1-643819-9
71.32[2.808]	18	1-643819-8
67.36[2.652]	17	1-643819-7
63.40[2.496]	16	1-643819-6
59.44[2.340]	15	1-643819-5
55.47[2.184]	14	1-643819-4
51.51[2.028]	13	1-643819-3
47.55[1.872]	12	1-643819-2
43.59[1.716]	11	1-643819-1
39.62[1.560]	10	1-643819-0
35.66[1.404]	9	643819-9
31.70[1.248]	8	643819-8
27.74[1.092]	7	643819-7
23.77[.936]	6	643819-6
19.81[.780]	5	643819-5
15.85[.624]	4	643819-4
11.89[.468]	3	643819-3
7.92[.312]	2	643819-2

1 MATERIAL: CONNECTOR - NYLON UL94-V2 (RED).  
 CONTACTS - 0.30[.012] THICK COPPER ALLOY  
 (BRIGHT TIN-LEAD 0.00203[.000080] MIN. THICK FOR CONTACTS 643819-2 THRU 2-643819-4).  
 (MATTE WHISKER MITIGATED TIN 0.00203[.000080] MIN. THICKNESS OVER NICKEL UNDERPLATE FOR 3-643819-2 THRU 5-643819-4).

2 CONTACTS ACCEPT 22 AWG WIRE WITH 2.41[.095] MAX INSULATION DIAMETER.

3 CONTACTS MUST ACCEPT 1.14±0.03[.045] POST AND REMAIN LOCKED IN POSITION.

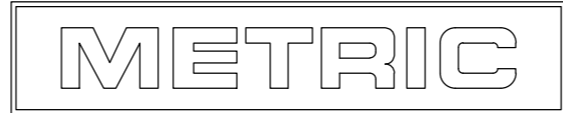
4 IDENTIFICATION NUMBER FOR LAST CIRCUIT MAY NOT APPEAR ON ALL ASSEMBLIES.

5 DIMENSIONS IN BRACKETS ARE IN INCHES.

6 HOUSING FEATURES ARE: CLOSED END WITH LOCKING RAMP AND POLARIZING TAB.

7 OBSOLETE PARTS: OBSOLETE CIS STREAMLINING PER D.RENAUD/D.SINISI

- 7 SUPERSEDED BY 5-643819-4
- 7 SUPERSEDED BY 5-643819-3
- 7 SUPERSEDED BY 5-643819-2
- 7 SUPERSEDED BY 5-643819-1
- 7 SUPERSEDED BY 5-643819-0
- 7 SUPERSEDED BY 4-643819-9



THIS DRAWING IS A CONTROLLED DOCUMENT.		DWN S. CARPENTER 09JUL2003		
DIMENSIONS: mm [INCHES]		CHK D. BOSSI 09JUL2003		
TOLERANCES UNLESS OTHERWISE SPECIFIED:		APVD D. BOSSI 09JUL2003	NAME	
0 PLC ± -	1 PLC ± -	PRODUCT SPEC	MTA 156 CONNECTOR ASSEMBLY, 22 AWG, STANDARD	
2 PLC ± -	3 PLC ± 0.13 [.005]	APPLICATION SPEC	SIZE A2	CAGE CODE 00779
4 PLC ± -	ANGLES ± -	FINISH	DRAWING NO C-643819	RESTRICTED TO -
MATERIAL 1		WEIGHT -	SCALE 4:1	SHEET 1 OF 1
OBSOLETE PARTS: OBSOLETE CIS STREAMLINING PER D.RENAUD/D.SINISI		CUSTOMER DRAWING	REV H1	

# Mouser Electronics

Authorized Distributor

Click to View Pricing, Inventory, Delivery & Lifecycle Information:

[TE Connectivity:](#)

[3-643819-3](#)