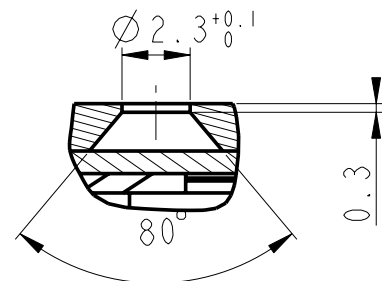
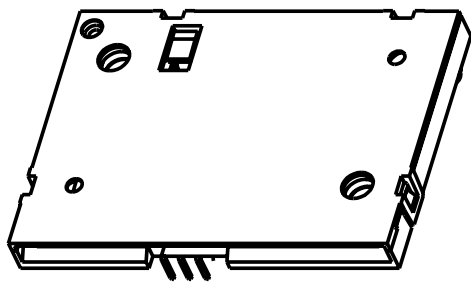


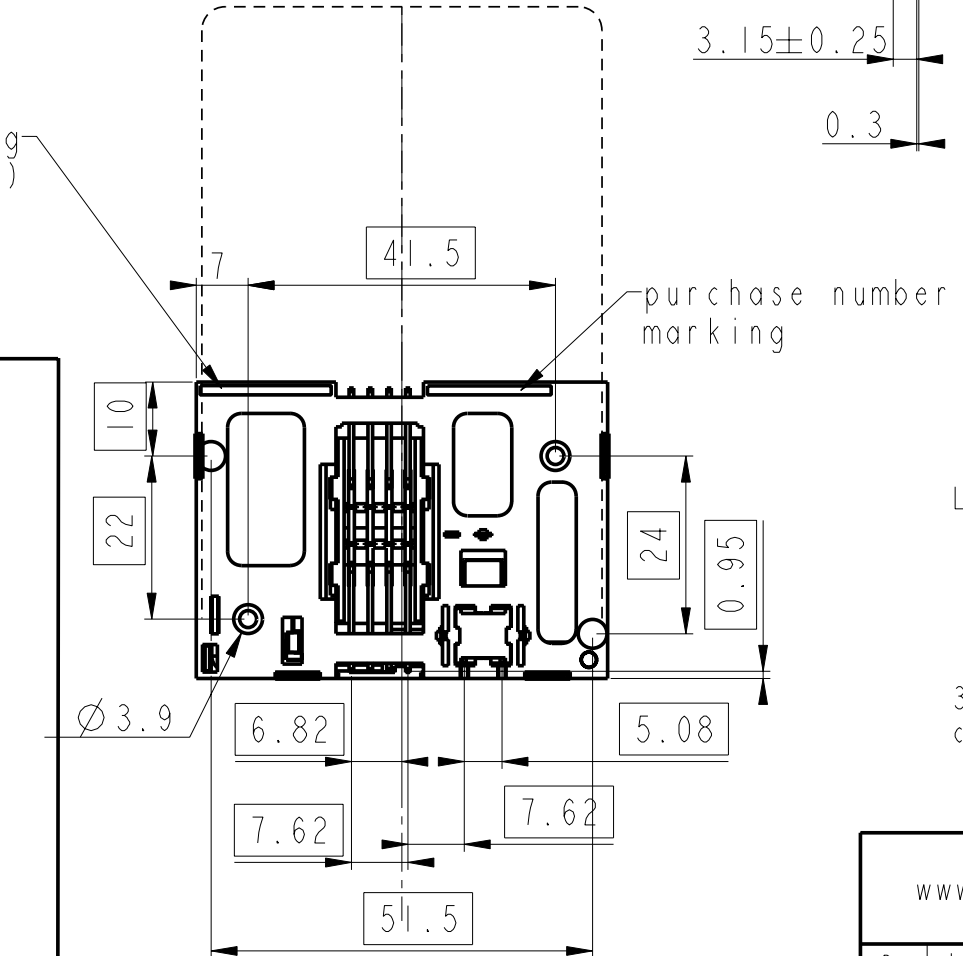
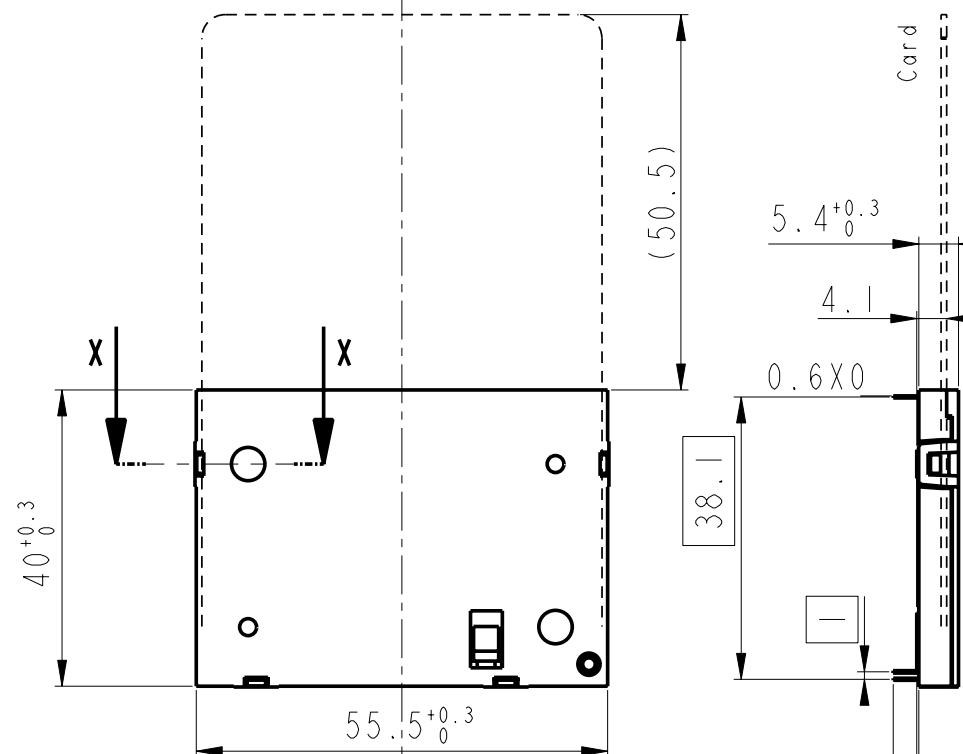
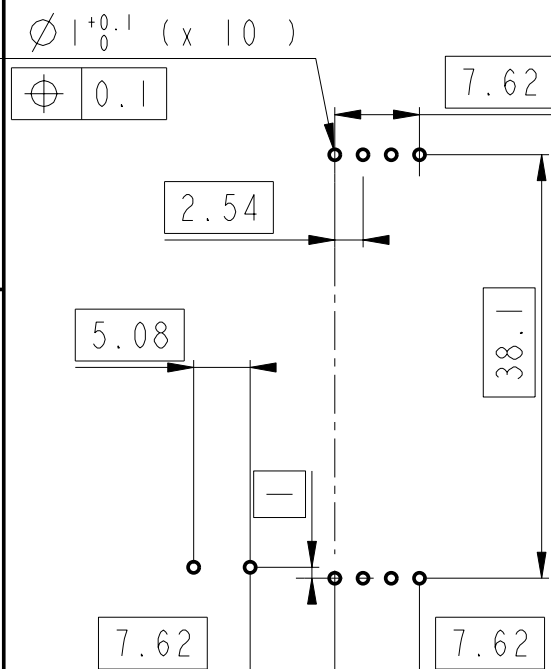
PART NUMBER	LEAD FREE VERSION
7431E0225S01	7431E0225S01LF



SECTION X-X
SCALE 4:1

card insertion
direction

Recommended PCB Layout
(Component side)



GENERAL :

High cycle life duration smart card connector with landing type contacts mechanism. The landing type connector also provides the feature of recessed contacts when card is not inserted which protects them against vandalism.
Smart card for reference purposes only.

ELECTRICAL PROPERTIES:

Insulation resistance : > 1000MΩ
Dielectric withstanding voltage : >750 Vrms
Current carrying capacity : Min 10μA, Max 1A
Contact resistance : < 100mΩ

MECHANICAL PROPERTIES :

Operating force : Insertion : F < 10N
Withdrawal : 1 < F < 10N
Contact Normal force : 0.2 < F < 0.3 for 0.6mm of deflection
Durability : 200 000 mating cycles

MATERIAL :

Head reader : Thermoplastic, Colour Grey, Rated UL94V0
Cover : Thermoplastic, Colour Grey, Rated UL94V0
Contacts : Copper alloy,
Plating : Gold over Ni or equivalent on contact area
SnPb over Ni on solder tails (FOR LEADED VERSION)
Matte tin over Ni on solder tails (FOR LEAD FREE VERSION)

ENVIRONMENT :

Operating temperature : -40°C / +85°C
Climatic conditions : UTE 93-421

PACKAGING :

Plastic cavity tray

LEAD FREE VERSION:

"This product meets European Union Directives and other country regulations as described in GS-22-008"

The housing will withstand exposure to 260°C peak temperature for 3-5 seconds in a wave solder application with a 1.6mm minimum thick circuit board.

www.fciconnect.com		surface -- ✓	tolerance std	projection	mm
		ISO 1302	ISO 406 ISO 1101		
TOLERANCES UNLESS OTHERWISE SPECIFIED					
Dr	J. TARON	2002/09/17	ANGULAR	0.X	±
Eng	LE GALLIC	2002/10/11	LINEAR	0.XX	±
Chr	S. VARMA	2009/01/24	0° ±°	0.XXX	±
Appr	K.V. SIVADAS	2009/01/24	Product family	MOBILE I/O	Spec ref --
FCI				CARD READER WITHOUT CARD	
				SMART CARD READER VXX 27790	
catalog no				VJW54076	
				CUSTOMER	
				sheet 1 of 1	

rev	ecn no	dr	date
C	LS20341	DLE	2002/06/04
D	LS3077	MPE	2003/09/17
E	LS3088	MPE	2003/10/13
F	105-0176	NT	2005/09/30
G	106-0078	DTK	2006/06/19
H	107-0136	SSC	2007/10/10
J	109-0013	SSC	2009/01/24

General Tolerances	
0 to 10mm:	±0.1mm
10 to 30mm:	±0.15mm
30 to 60mm:	±0.2mm
60 and more:	±0.3mm

Mouser Electronics

Authorized Distributor

Click to View Pricing, Inventory, Delivery & Lifecycle Information:

[FCI / Amphenol:](#)

[7431E0225S01LF](#)