

SEALED AGAINST DUST & MOISTURE

The P5 Alternate Action switches match the P1, P3 and P8 Momentary Action Pushbutton models for mixed function with common panel appearance. Now you can design panels with both alternate and momentary action switches and have uniform panel appearance. The P5 features alternate action in the same pushbutton and housing configuration as the momentary P1 and P3 and as a bonus, the P5 requires less behind the panel space than the P1 and P3 momentary versions.

Push and the P5 switch turns “on.” Push again and the P5 switch turns “off.” Positive tactile feedback is featured so the operator is clearly aware the switch mode has been executed. The button returns to the original position after each actuation.

To guard against front panel splash and dirt, the P5 series is sealed at the button with OTTO’s patented “rolling sleeve” principle. The terminals are sealed with epoxy, providing a seal against flux during wiring and behind panel dirt and moisture. The combination of sealing provides smooth operation over a wide temperature range. Watertight sealing to IP68S is available.

A vandal resistant style is available in the P5-V series. Custom housings, shrouded buttons, contact configurations and materials are available to suit your application requirements. We also provide custom button engraving with epoxy ink backfill, watertight versions and other special characteristics.

Features:

- Button sealed with patented “rolling sleeve” principle
- Contact area sealed at case & terminals
- Moistureproof & dusttight to IP64 & MIL-PRF-8805 Design 2 or watertight to IP68S
- Less than 25mΩ contact resistance
- Handles low level up to 10 amps
- Variety of mounting styles
- Engraved buttons available
- Choice of 9 button & 3 bezel colors
- Panel appearance matches most other OTTO momentary pushbutton switches
- Unsealed construction also available
- RoHS/WEEE/Reach compliant

“Push On, Push Off” action



Standard Characteristics/Ratings:

ELECTRICAL RATINGS:

Load	Sea Level @ 28VDC or 115VAC, 60/400Hz
Resistive	10A
Inductive	5A
Lamp	1A
Motor	3A
DWV	1050Vrms
Low Level	10mA @ 30mV

Electrical Life:	25,000 cycles
Mechanical Life:	1,000,000 cycles
Seal:	IP64 & MIL-PRF-8805 Design 2 or IP68S
Operating Temp Range:	-55°C to +85°C
Operating Force:	3.0 lbs. +1/-0.5 lb.
Total Travel:	0.180 inches max
Overtravel:	0.012 inches min

MATERIALS:

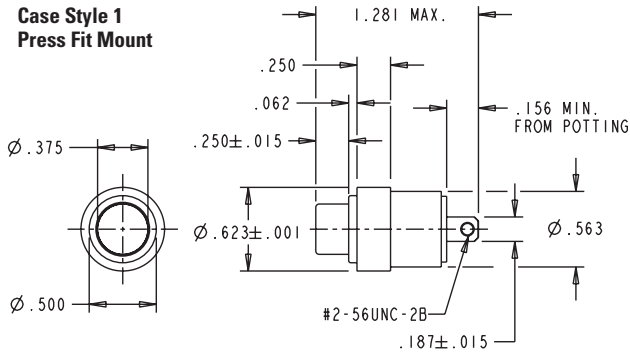
Case:	Anodized aluminum alloy
Button:	Thermoplastic
Terminals:	Brass, silver plate or gold plate for low level
Terminal Hardware:	Terminal lugs, lockwasher and screw for screw terminal option
Mounting Hardware:	Hex nut, lockwasher and panel seal on watertight switches

ALTERNATE ACTION PUSHBUTTONS

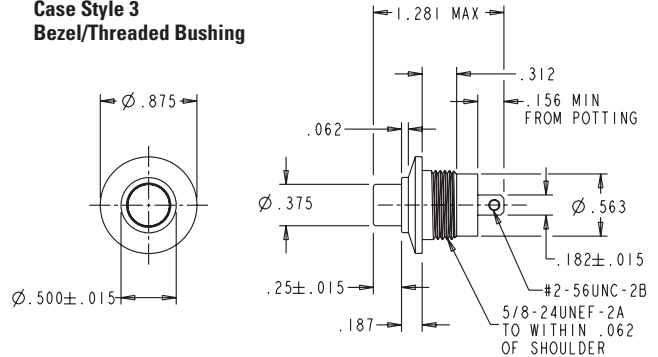
P5
ALTERNATE
ACTION

SEALED AGAINST DUST & MOISTURE

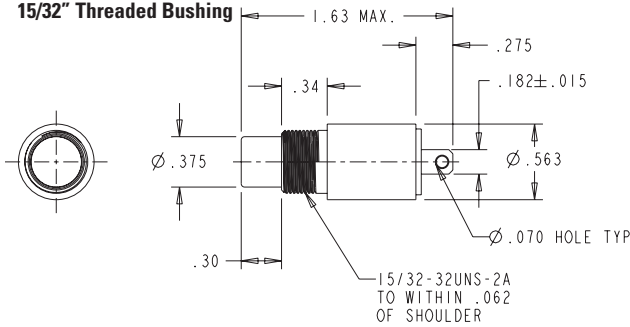
P5-1 Series
Case Style 1
Press Fit Mount



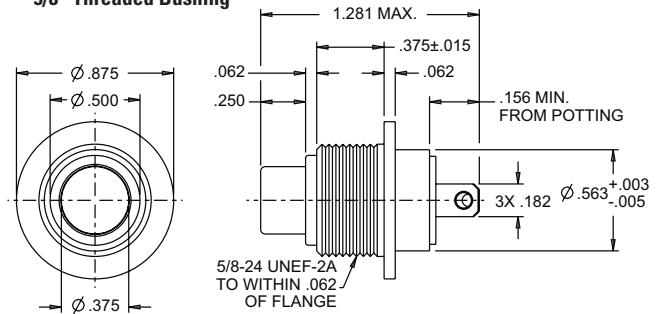
P5-3 Series
Case Style 3
Bezel/Threaded Bushing



P5-4 Series
Case Style 4
15/32" Threaded Bushing



P5-6 Series
Case Style 6
5/8" Threaded Bushing



P5 PART NUMBER CODE

Case Style	Terminal Style	Circuit Form/Contact Material/Grade	Seal Level	Bezel Color	Button Color
1. Style 1	1. Solder	1. SPST/Silver/Commercial	1. Unsealed	1. Silver	1. Red
3. Style 3	2. Screw ①	2. SPST/Gold/Commercial	2. Dusttight	2. Black	2. Black
4. Style 4	3. 0.250" Quick Connect	3. SPDT/Silver/Commercial	3. Watertight	3. Red	3. Orange
6. Style 6		4. SPDT/Gold/Commercial			4. Yellow
		5. SPST/Silver/Military Grade			5. Green
		6. SPST/Gold/Military Grade			6. Blue
		7. SPDT/Silver/Military Grade			7. Purple
		8. SPDT/Gold/Military Grade			8. Gray
					9. White

① Screw terminals available on SPST circuit forms only.

Mouser Electronics

Authorized Distributor

Click to View Pricing, Inventory, Delivery & Lifecycle Information:

OTTO:

[P5-321321](#) [P5-321322](#) [P5-621322](#) [P5-621321](#) [P5-323321](#) [P5-323322](#) [P5-623321](#) [P5-623322](#) [P5-313322](#) [P5-613321](#) [P5-411221](#) [P5-111221](#) [P5-113324](#) [P5-313321](#) [P5-613322](#) [P5-318212](#) [P5-316323](#) [P5-311229](#) [P5-311329](#) [P5-115322](#) [P5-415222](#) [P5-416321](#) [P5-313324](#) [P5-314222](#) [P5-315221](#) [P5-315225](#) [P5-321226](#) [P5-326324](#) [P5-613221](#) [P5-617321](#) [P5-112121](#) [P5-125324](#) [P5-312221](#) [P5-313224](#) [P5-311129](#) [P5-318312](#) [P5-411225](#) [P5-411322](#) [P5-414221](#) [P5-415328](#) [P5-117322](#) [P5-117325](#) [P5-121221](#) [P5-121222](#) [P5-121311](#) [P5-121322](#) [P5-621311](#) [P5-614222](#) [P5-614322](#) [P5-622225](#) [P5-114321](#) [P5-116222](#) [P5-413224](#) [P5-414111](#) [P5-417222](#) [P5-417325](#) [P5-418222](#) [P5-612322](#) [P5-415311](#) [P5-421222](#) [P5-422321](#) [P5-321122](#) [P5-411129](#) [P5-411229](#) [P5-318229](#) [P5-314318](#) [P5-317319](#) [P5-411329](#) [P5-413322](#) [P5-313229](#) [P5-314226](#) [P5-314334](#) [P5-315322](#) [P5-317331](#) [P5-112324](#) [P5-311125](#) [P5-311324](#) [P5-311328](#) [P5-312322](#) [P5-312326](#) [P5-611221](#) [P5-611224](#) [P5-612222](#) [P5-612321](#) [P5-613222](#) [P5-615321](#) [P5-413229](#) [P5-421122](#) [P5-611112](#) [P5-312218](#) [P5-313319](#) [P5-111223](#) [P5-111229](#) [P5-113228](#) [P5-116329](#) [P5-313214](#) [P5-313329](#) [P5-314225](#) [P5-115222](#) [P5-118328](#)