

4

3

2

1

THIS DRAWING IS UNPUBLISHED.

RELEASED FOR PUBLICATION

© COPYRIGHT - BY TYCO ELECTRONICS CORPORATION. ALL RIGHTS RESERVED.

LOC  
FTDIST  
0

REVISIONS

P	LTR	DESCRIPTION	DATE	DWN	APVD
	0	REVISED PER 0G3B-0385-04	4/28/04	SS	SRY

NOTES:

① MATERIAL: .032 COPPER ALLOY, TIN PLATED.

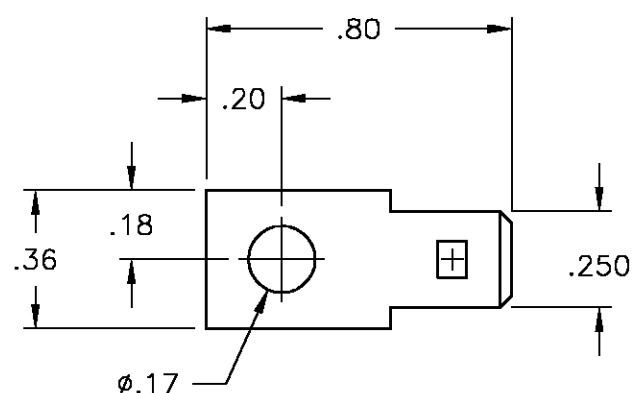


FIGURE 1

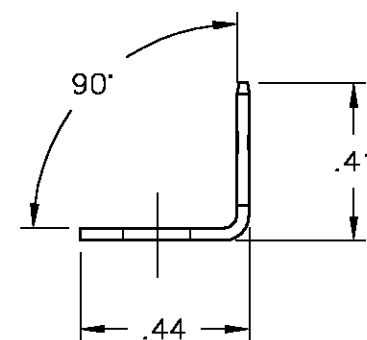


FIGURE 2

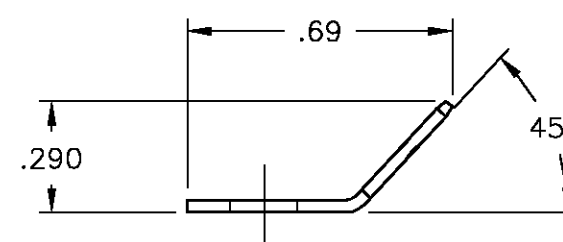
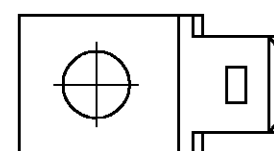


FIGURE 3

FIGURE 2	QC8-90-4	6-1437644-9
FIGURE 3	QC8-45-4	6-1437644-8
FIGURE 1	QC8-180-4	6-1437461-1
FIGURE	CATALOG NO.	PART NUMBER

THIS DRAWING IS A CONTROLLED DOCUMENT.		DWN S SCHLEGEL 28APR04	<b>BUCHANAN</b> Tyco Electronics Corporation Harrisburg, Pa 17105-3608	
DIMENSIONS: INCHES		CHK S YODER 4/28/04		
TOLERANCES UNLESS OTHERWISE SPECIFIED:		APVD S YODER 4/28/04	NAME 8 SERIES Q.C. TABS	
0 PLC ± -		PRODUCT SPEC	SIZE	
1 PLC ± -		APPLICATION SPEC	CAGE CODE	
2 PLC ± .01		WEIGHT	DRAWING NO	
3 PLC ± .005		CUSTOMER DRAWING	A3 00779 C-6-1437644-7	
4 PLC ± -			RESTRICTED TO	
ANGLES ± 1°		SCALE 2:1		
FINISH		SHEET 1 OF 1		
MATERIAL - ①		REV 0		

# Mouser Electronics

Authorized Distributor

Click to View Pricing, Inventory, Delivery & Lifecycle Information:

[TE Connectivity:](#)

[QC8-90-4](#) [QC8-180-4](#)