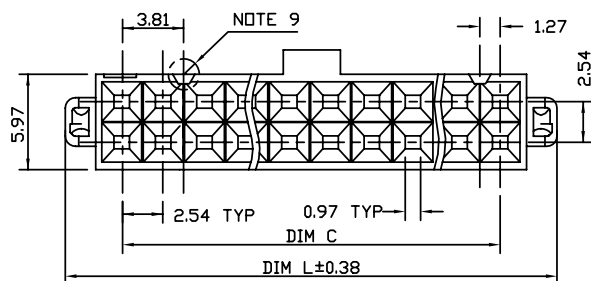
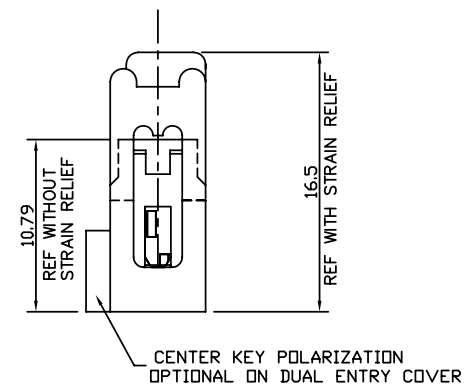
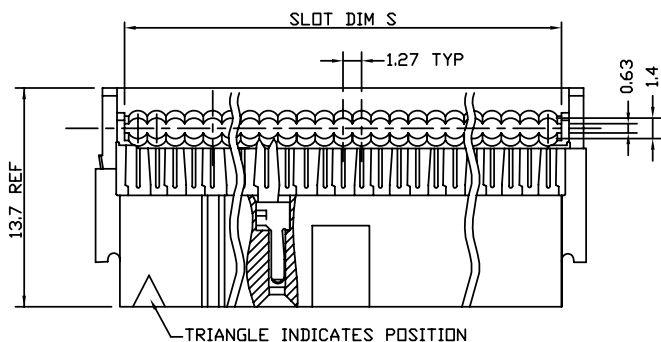
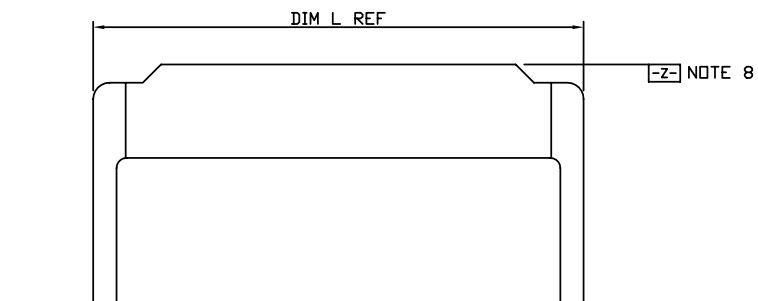





Copyright FCI.

PRODUCT NO.
SEE TABLE



mat'l. code				tolerances unless otherwise specified				CUSTOMER COPY		FCI www.fciconnect.com	
ltr	ecn no	dr	date	linear	.X ± 0.1		projection 	title DUAL POLARIZED QUICKIE II ASSEMBLY	product family QUICKIE	code NT	
R	ADDNOTE11	JM	1991-09-16		.XX ± 0.05						
S	V22169	MSC	1992-05-21	angles	0° ±2°		INCH/MM	size dwg no A4 66902	sheet 1 of 2		
T	N05-0368	GUL	2005-12-27								
U	N08-0251	R.B	2008-11-17	dr	GuLing	12/27/05	scale 1:1				
V	N09-0400	A.Z	2010-01-18	engr	TaoDeniel	12/27/05					
				chr	TaoDeniel	12/27/05					
				appd	Jason Zhou	12/27/05					
sheet index	revision sheet	V	1-2								

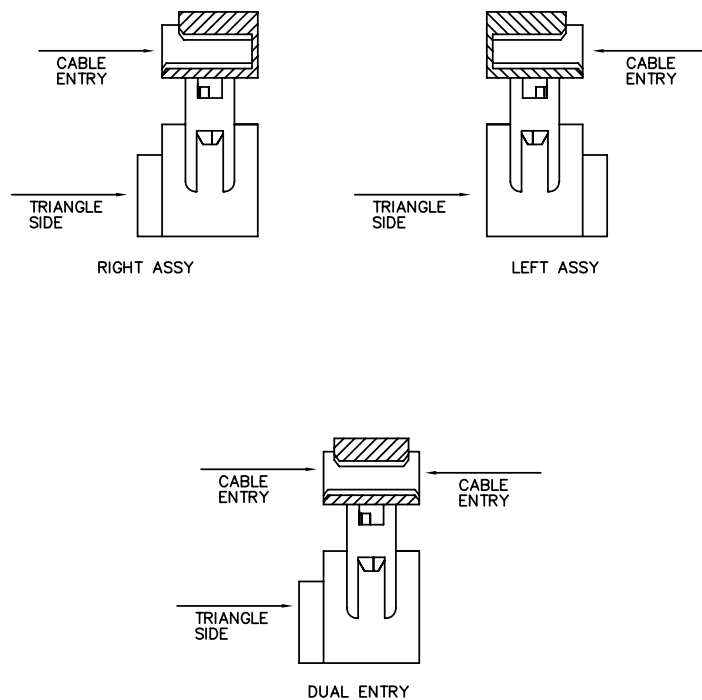


Copyright FCI.

1						2		3			4	5			6
PRODUCT NO.	SIZE	DIM L	DIM S	DIM C		DASH NO	COVER ORIENTATION	POLARIZATION				STRAIN RELIEF			
66902-X10/X10LF	2X5	17.27	13.21	10.16		-0XX	THRU	DUAL ENTRY	DUAL POL.			YES			
-X14/X14LF	2X7	22.35	18.29	15.24		-1XX	THRU	DUAL ENTRY	DUAL POL.			NO			
-X16/X16LF	2X8	24.89	20.83	17.78		-2XX	THRU	DUAL ENTRY	CENTER KEY & DUAL POL.			YES			
-X20/X20LF	2X10	29.97	25.91	22.86		-3XX	THRU	DUAL ENTRY	CENTER KEY & DUAL POL.			NO			
-X24/X24LF	2X12	35.05	30.99	27.94		-4XX	BLIND	RIGHT	DUAL POL.			YES			
-X26/X26LF	2X13	37.59	33.53	30.48		-5XX	BLIND	RIGHT	DUAL POL.			NO			
-X30/X30LF	2X15	42.67	38.61	35.56		-6XX	BLIND	LEFT	DUAL POL.			YES			
-X34/X34LF	2X17	47.75	43.69	40.64		-7XX	BLIND	LEFT	DUAL POL.			NO			
-X40/X40LF	2X20	55.37	51.31	48.26		-8XX	BLIND	RIGHT	CENTER KEY & DUAL POL.			YES			
-X44/X44LF	2X22	60.45	56.39	53.34		-9XX	BLIND	LEFT	CENTER KEY & DUAL POL.			YES			
-X50/X50LF	2X25	68.07	64.01	60.96											
66902-X60/X60LF	2X30	80.77	76.71	73.66											



A

COVER ORIENTATION



NOTES:

1. TERMINAL MATERIAL: FULL HARD PHOS. BRONZE ALLOY. UNS-C51000.
2. TERMINAL PLATING: 50u"/1.27um MIN Ni UNDERPLATE OVER ENTIRE TERMINAL AND 30u"/0.76um MIN Au OR GXT ON CONTACT AREA ONLY.
3. MOLDING MATERIAL: BASE & COVER-GLASS FILLED POLYESTER. FLAME RETARDANT PER UL94V-0. COLOR-BLUE.
4. CONNECTOR ASSEMBL ES PACKAGED IN TUBES.
5. THE FIST TWO CAVITY POSITIONS AND THE LAST TWO. ARE IDENTIFIED BY NUMBER.
6. POLARIZING FEATURES ARE DESCRIBED IN TABLE.
7. MOLDING MATERIAL: STRAIN RELIEF-NYLON, FLAME RETARDANT PER UL 94V-0,COLOR-BLUE.
8. STRAIN RELIEF DIM APPLIES WHEN DATUM -Z- IS HELD IN A RESTRAINED CONDITION.
9. THE POLARIZING FEATURE ON THIS END IS NON-EXISTANT ON 2X5 AND 2X7 POSITION CONNECTORS.
10. 2X5 POSITION NOT AVAILABLE WITH POLARIZATION SLOT ON CENTER KEY STYLE.
11. TO ORDER PARTS THAT DO NOT HAVE MARKED INFORMATION.(DATE. P/N ETC). ADD "a"u" AFTER THE PART NUMBER. EXAMPLE-66902-010u.
11. PRODUCT NUMBER 66902-XXX LF
LEAD FREE OPTION
12. WITH "LF" MARK, TERMINAL PLATING: 50u"/1.27um MIN Ni UNDERPLATE OVER ENTIRE TERMINAL AND 30u"/0.76um MIN Au OR GXT IN CONTACT AREA ONLY.
13. FOR LEAD FREE P/N, THE PRODUCT MEET EUROPEAN UNION DIRECTIVES AND OTHER COUNTRY REGULATION AS DESCRIBED IN GS-22-008.
14. FOR LEAD FREE P/N, THE PLASTIC PART WILL WITHSTAND EXPOSURE TO 260°C PEAK TERMERATURE FOR 10 SECONDS IN A WAVE SOLDER APPLICATION.
15. PRODUCT SPEC. BUS-12-082
16. PLATING OPTIONS: MAY BE EITHER GOLD OR GXT PLATED AT MANUFACTURER'S OPTION.

tolerances unless otherwise specified			CUSTOMER COPY		FCI www.fciconnect.com	
linear	.X ± 0.1		projection 	title DUAL POLARIZED QUICKIE II ASSEMBLY		
	.XX ± 0.05					
angles	0° ±2°					
dr	GuLing	12/27/05	INCH/MM 		product family QUICKIE	
engr	TaoDeniel	12/27/05	scale 1:1		size dwg no	
chr	TaoDeniel	12/27/05			A4	
appd	Jason Zhou	12/27/05			66902	
					code NT	
					sheet 2 of 2	

Mouser Electronics

Authorized Distributor

Click to View Pricing, Inventory, Delivery & Lifecycle Information:

[FCI / Amphenol:](#)

[66902-250LF](#) [66902-026LF](#) [66902-216LF](#) [66902-226LF](#)