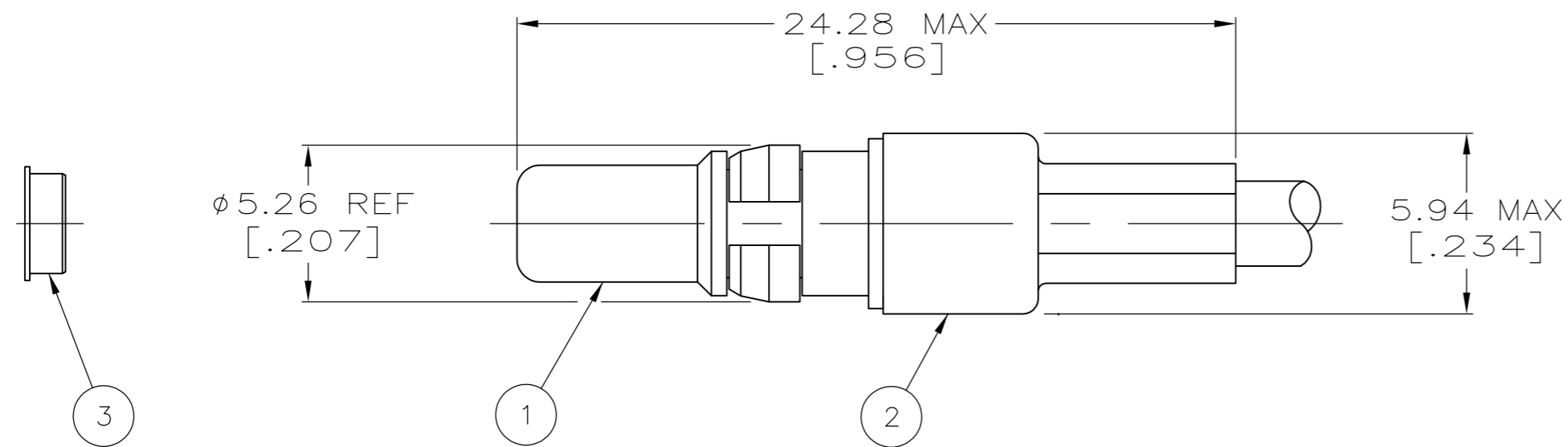
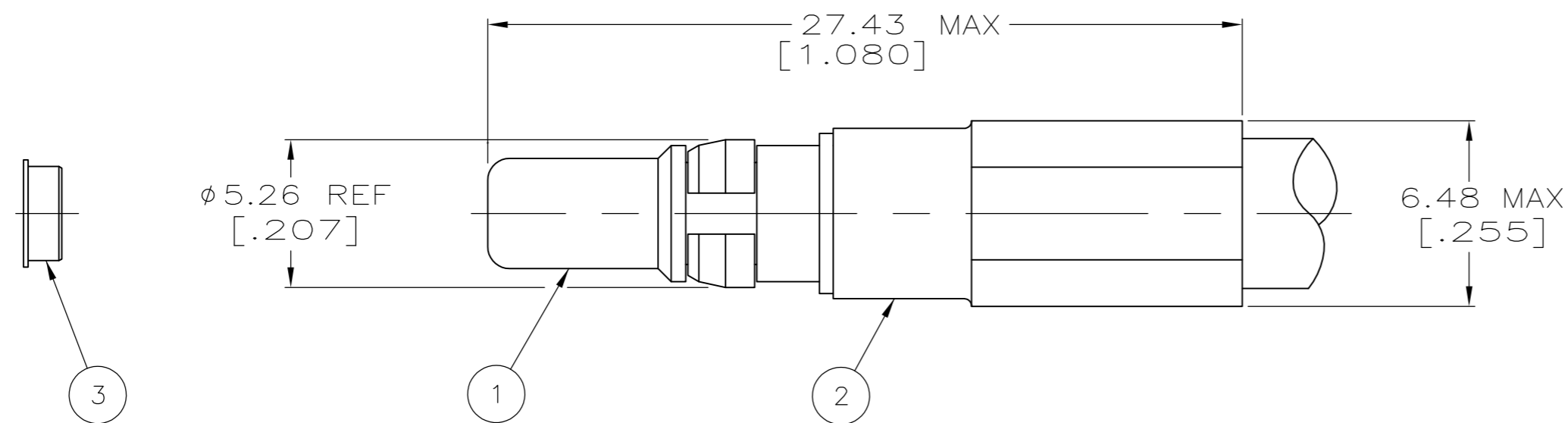


THIS DRAWING IS UNPUBLISHED. RELEASED FOR PUBLICATION - N/A .
 © COPYRIGHT N/A By - ALL RIGHTS RESERVED.

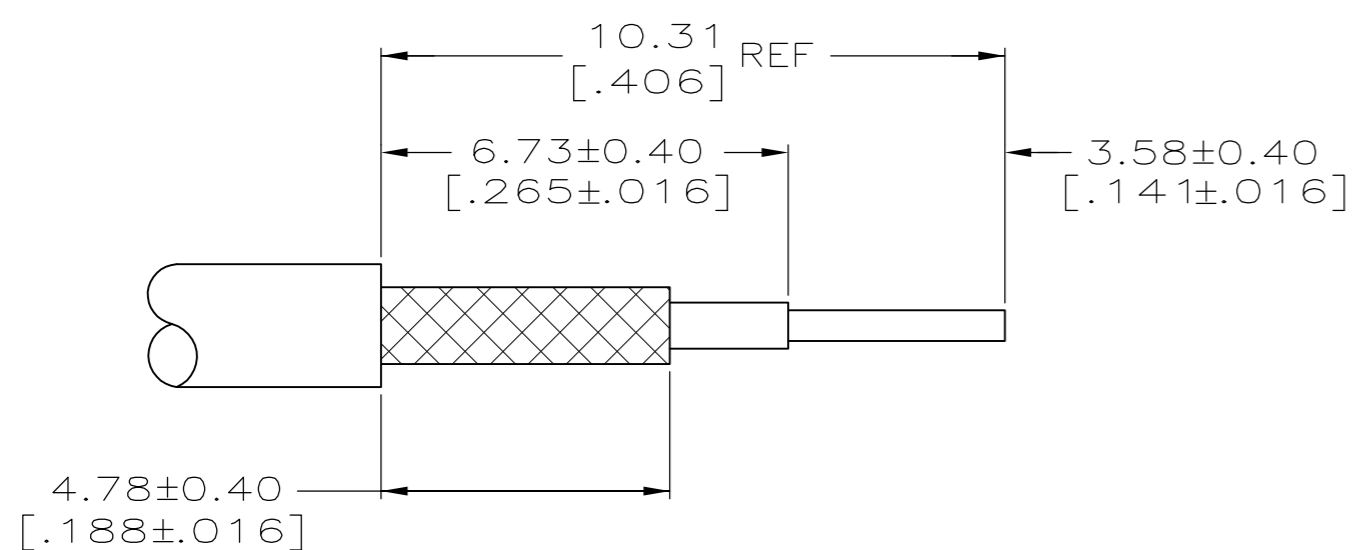
LOC		DIST		REVISIONS			
P	LTR	DESCRIPTION		DATE	DWN	APVD	
R		REV PER ECO 15-000953		1-21-15	CT	CD	



VIEW X



VIEW Y



- 1. FOR USE WITH: RG-142/U, 142A/U, 142B/U, 58A/U & 400/U, BELDIN 9246 CABLE.
- 2. SEE I.S. 6755.
- 3. USE HAND TOOL: 69710-2. PNEUMATIC TOOL: 69365-8.
- 3. EXTRACTION TOOL: 58095-1.
- 4. ITEM #3 IS USED TO STABILIZE THE CRIMPED CONNECTOR IN THE HOUSING CAVITY, OTHERWISE DISCARD.
- 5. IMPEDANCE: 33 OHMS APPROXIMATELY.

59993-1	RG-178/U,178A/U & 178B/U	228616-1	5-221824-3	5-228624-3	X	5-228618-5			
58212-1	△	228616-1	9-221357-0	221354-1	Y	5-228618-4			
59993-1	RG-179/U,179A/U,179B/U,187/U & 187A/U	228616-1	9-228603-0	5-228624-2	X	5-228618-2			
59993-1	RG-174/U,188/U & 316/U	228616-1	9-228603-0	5-228624-1	X	5-228618-1			
59993-1	RG-174/U,188A/U & 316/U	228616-1	228603-3	228624-4	X	228618-6			
59993-1	RG-178/U,178A/U & 178B/U	228616-1	221824-3	228624-3	X	228618-5			
58212-1	△	228616-1	221357-3	221354-1	Y	228618-4			
59993-1	RG-188 TYPE DOUBLE BRAID	228616-1	221205-3	228624-1	X	228618-3			
59993-1	RG-179/U,179A/U,179B/U,187/U & 187A/U	228616-1	228603-3	228624-2	X	228618-2			
59993-1	RG-174/U,188/U & 316/U	228616-1	228603-3	228624-1	X	228618-1			
VIEW	USE WITH CABLE	3	ALIGNMENT RING QTY=1	2	FERRULE QTY=1	1	PIN ASSY QTY=1	VIEW	PART NUMBER

THIS DRAWING IS A CONTROLLED DOCUMENT.

DWN	B. WERNER	26-AUG-91
CHK	D. DOYE	26-AUG-91
APVD	D. DOYE	26-AUG-91

STE TE Connectivity

NAME: PIN, STRAIGHT, SIZE 8

SIZE	A2	CAGE CODE	00779	DRAWING NO	C=228618	RESTRICTED TO	-
WEIGHT	-	SCALE	5:1	SHEET	1 of 1	REV	R

CUSTOMER DRAWING

Mouser Electronics

Authorized Distributor

Click to View Pricing, Inventory, Delivery & Lifecycle Information:

[TE Connectivity:](#)

[5-228618-1](#)