

Field multiplexer - IB IL 24 MUX MA-PAC - 2861205

Please be informed that the data shown in this PDF Document is generated from our Online Catalog. Please find the complete data in the user's documentation. Our General Terms of Use for Downloads are valid (<http://phoenixcontact.com/download>)



Inline field multiplexer, complete with accessories (connector and labeling field), transmission of very remote signals without configuration

Product Features

- Up to 63 I/O terminals can be connected
- Up to 512 digital or 32 analog I/Os (or a mixture) can be connected



Key Commercial Data

Packing unit	1 pc
Weight per Piece (excluding packing)	268.5 g
Custom tariff number	85389091
Country of origin	Germany

Technical data

Note

Utilization restriction	EMC: class A product, see manufacturer's declaration in the download area
-------------------------	---

Dimensions

Width	48.8 mm
Height	135 mm
Depth	71.5 mm

Ambient conditions

Ambient temperature (operation)	-25 °C ... 55 °C
Ambient temperature (storage/transport)	-25 °C ... 85 °C
Permissible humidity (operation)	75 % ... 85 %
Permissible humidity (storage/transport)	75 % ... 85 %
Air pressure (operation)	80 kPa ... 106 kPa

Field multiplexer - IB IL 24 MUX MA-PAC - 2861205

Technical data

Ambient conditions

Air pressure (storage/transport)	80 kPa ... 106 kPa
Degree of protection	IP20

General

Mounting type	DIN rail
Net weight	212 g

Interfaces

Fieldbus system	RS-485
Designation	Remote bus
Connection method	Inline shield connector
Transmission physics	RS-485
Fieldbus system	Lokalbus
Designation	Inline local bus
Connection method	Inline data jumper
Transmission speed	500 kBit/s

System limits of the bus coupler

Number of local bus devices that can be connected	32 (without additional power terminal block, observe allowable total current consumption)
Number of devices with parameter channel	0
Number of supported branch terminals with remote bus branch	0

Power supply for module electronics

Connection method	Inline connector
Supply voltage	24 V DC (via Inline connector)
Supply voltage range	19.2 V DC ... 30 V DC (including all tolerances, including ripple)
Ripple	1.2 V _{PP}
Current consumption	max. 1.25 A (with max. number of connected I/O terminal blocks)

Inline potentials

Communications power U _L	7.5 V DC ±5 %
Power supply at U _L	max. 2 A DC (observe derating)
Main circuit supply U _M	24 V DC -15 % / +20 % (acc. to EN 61131-2)
Power supply at U _M	max. 8 A DC (Sum of U _M + U _S)
Segment circuit supply U _S	24 V DC -15 % / +20 % (acc. to EN 61131-2)
Power supply at U _S	max. 8 A DC (Sum of U _M + U _S)
I/O supply voltage U _{ANA}	24 V DC -15 % / +20 %
Power supply at U _{ANA}	max. 0.5 A DC (observe derating)

Standards and Regulations

Field multiplexer - IB IL 24 MUX MA-PAC - 2861205

Technical data

Standards and Regulations

Test section	RS-485 interface / supply voltage 500 V AC
	RS-485 interface / local bus 500 V AC
Connection in acc. with standard	CUL

Classifications

eCl@ss

eCl@ss 4.0	27250201
eCl@ss 4.1	27250201
eCl@ss 5.0	27250203
eCl@ss 5.1	27242608
eCl@ss 6.0	27242608
eCl@ss 7.0	27242608
eCl@ss 8.0	27242608

ETIM

ETIM 2.0	EC000768
ETIM 3.0	EC000768
ETIM 4.0	EC000768
ETIM 5.0	EC001604

UNSPSC

UNSPSC 6.01	43172015
UNSPSC 7.0901	43201404
UNSPSC 11	43172015
UNSPSC 12.01	43201404
UNSPSC 13.2	43201404

Approvals

Approvals

Approvals

UL Recognized / cUL Recognized / EAC / EAC / cULus Recognized

Ex Approvals


UL Listed / cUL Listed / ATEX / cULus Listed


Field multiplexer - IB IL 24 MUX MA-PAC - 2861205

Approvals

Approvals submitted

Approval details

UL Recognized 

cUL Recognized 

EAC

EAC

cULus Recognized 

Accessories

Accessories

Adapter cable

Adapter cable - IB IL MUX-CAB PSI - 2878476



Adapter cable for the connection of the field multiplexer to the PSI-MOS interface module

Connector set

Field multiplexer - IB IL 24 MUX MA-PAC - 2861205

Accessories

Connector set - IB IL MUX-PLSET - 2836036



Plug set, for Inline field multiplexers

Labeling panel

Labeling field - IB IL FIELD 8 - 2727515



Labeling field, width: 48.8 mm

Terminal marking

Insert strip - ESL 62X46 - 0809502



Insert strip, Sheet, white, unlabeled, can be labeled with: Office printing systems, Plotter: Laser printer, Mounting type: Insert, Lettering field: 62 x 46 mm

User manual - IB IL MUX UM - 2718426



User manual, German, for Inline field multiplexer

User manual - IB IL MUX UM E - 2718439



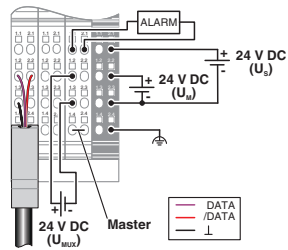
User manual, English, for Inline field multiplexer

Field multiplexer - IB IL 24 MUX MA-PAC - 2861205

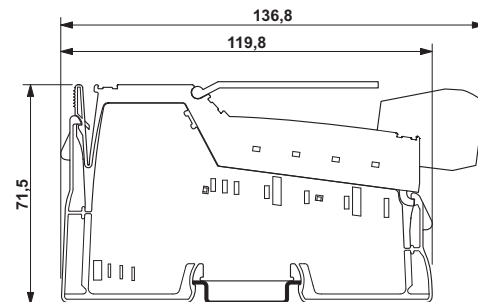
Accessories

Drawings

Connection diagram



Dimensional drawing



Mouser Electronics

Authorized Distributor

Click to View Pricing, Inventory, Delivery & Lifecycle Information:

[Phoenix Contact:](#)

[2861205](#)