



Is Now Part of



ON Semiconductor®

To learn more about ON Semiconductor, please visit our website at
www.onsemi.com

Please note: As part of the Fairchild Semiconductor integration, some of the Fairchild orderable part numbers will need to change in order to meet ON Semiconductor's system requirements. Since the ON Semiconductor product management systems do not have the ability to manage part nomenclature that utilizes an underscore (_), the underscore (_) in the Fairchild part numbers will be changed to a dash (-). This document may contain device numbers with an underscore (_). Please check the ON Semiconductor website to verify the updated device numbers. The most current and up-to-date ordering information can be found at www.onsemi.com. Please email any questions regarding the system integration to Fairchild_questions@onsemi.com.

ON Semiconductor and the ON Semiconductor logo are trademarks of Semiconductor Components Industries, LLC dba ON Semiconductor or its subsidiaries in the United States and/or other countries. ON Semiconductor owns the rights to a number of patents, trademarks, copyrights, trade secrets, and other intellectual property. A listing of ON Semiconductor's product/patent coverage may be accessed at www.onsemi.com/site/pdf/Patent-Marking.pdf. ON Semiconductor reserves the right to make changes without further notice to any products herein. ON Semiconductor makes no warranty, representation or guarantee regarding the suitability of its products for any particular purpose, nor does ON Semiconductor assume any liability arising out of the application or use of any product or circuit, and specifically disclaims any and all liability, including without limitation special, consequential or incidental damages. Buyer is responsible for its products and applications using ON Semiconductor products, including compliance with all laws, regulations and safety requirements or standards, regardless of any support or applications information provided by ON Semiconductor. "Typical" parameters which may be provided in ON Semiconductor data sheets and/or specifications can and do vary in different applications and actual performance may vary over time. All operating parameters, including "Typicals" must be validated for each customer application by customer's technical experts. ON Semiconductor does not convey any license under its patent rights nor the rights of others. ON Semiconductor products are not designed, intended, or authorized for use as a critical component in life support systems or any FDA Class 3 medical devices or medical devices with a same or similar classification in a foreign jurisdiction or any devices intended for implantation in the human body. Should Buyer purchase or use ON Semiconductor products for any such unintended or unauthorized application, Buyer shall indemnify and hold ON Semiconductor and its officers, employees, subsidiaries, affiliates, and distributors harmless against all claims, costs, damages, and expenses, and reasonable attorney fees arising out of, directly or indirectly, any claim of personal injury or death associated with such unintended or unauthorized use, even if such claim alleges that ON Semiconductor was negligent regarding the design or manufacture of the part. ON Semiconductor is an Equal Opportunity/Affirmative Action Employer. This literature is subject to all applicable copyright laws and is not for resale in any manner.



August 2016

UF4001 - UF4007 Fast Rectifiers

Features

- Low Forward Voltage Drop
- High Surge Current Capability
- High Reliability
- High Current Capability
- Glass-Passivated Junction



DO-41 (Plastic)
COLOR BAND DENOTES CATHODE

Ordering Information

Part Number	Top Mark	Package	Packing Method
UF4001	UF4001	DO-204AL (DO-41)	Tape and Reel
UF4002	UF4002	DO-204AL (DO-41)	Tape and Reel
UF4003	UF4003	DO-204AL (DO-41)	Tape and Reel
UF4004	UF4004	DO-204AL (DO-41)	Tape and Reel
UF4005	UF4005	DO-204AL (DO-41)	Tape and Reel
UF4006	UF4006	DO-204AL (DO-41)	Tape and Reel
UF4007	UF4007	DO-204AL (DO-41)	Tape and Reel

Absolute Maximum Ratings

Stresses exceeding the absolute maximum ratings may damage the device. The device may not function or be operable above the recommended operating conditions and stressing the parts to these levels is not recommended. In addition, extended exposure to stresses above the recommended operating conditions may affect device reliability. The absolute maximum ratings are stress ratings only. Values are at $T_A = 25^\circ\text{C}$ unless otherwise noted.

Symbol	Parameter	Value							Unit
		UF 4001	UF 4002	UF 4003	UF 4004	UF 4005	UF 4006	UF 4007	
V_{RRM}	Maximum Repetitive Reverse Voltage	50	100	200	400	600	800	1000	V
$I_{F(AV)}$	Average Rectified Forward Current .375 " Lead Length at $T_A = 75^\circ\text{C}$	1.0							A
I_{FSM}	Non-Repetitive Peak Forward Surge Current 8.3 ms Single Half-Sine-Wave	30							A
T_{STG}	Storage Temperature Range	-65 to +150							$^\circ\text{C}$
T_J	Operating Junction Temperature	-65 to +150							$^\circ\text{C}$

Thermal Characteristics

Values are at $T_A = 25^\circ\text{C}$ unless otherwise noted.

Symbol	Parameter	Value	Unit
P_D	Power Dissipation	2.08	W
$R_{\theta JA}$	Thermal Resistance, Junction-to-Ambient	60	$^\circ\text{C}/\text{W}$
$R_{\theta JL}$	Thermal Resistance, Junction-to-Lead	30	$^\circ\text{C}/\text{W}$

Electrical Characteristics

Values are at $T_A = 25^\circ\text{C}$ unless otherwise noted.

Symbol	Parameter	Conditions	Value						Unit
			UF 4001	UF 4002	UF 4003	UF 4004	UF 4005	UF 4006	
V_F	Maximum Forward Voltage	$I_F = 1.0\text{ A}$	1.0			1.7			V
t_{rr}	Maximum Reverse Recovery Time	$I_F = 0.5\text{ A}$, $I_R = 1.0\text{ A}$, $I_{RR} = 0.25\text{ A}$	50			75			ns
I_R	Maximum Reverse Current at Rated V_R	$T_A = 25^\circ\text{C}$	10						μA
		$T_A = 100^\circ\text{C}$	50						
C_T	Maximum Total Capacitance	$V_R = 4.0\text{ V}$, $f = 1.0\text{ MHz}$	17						pF

Typical Performance Characteristics

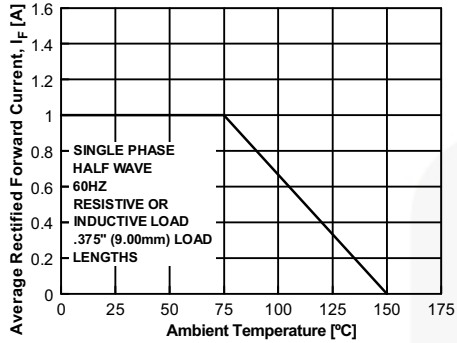


Figure 1. Forward Current Derating Curve

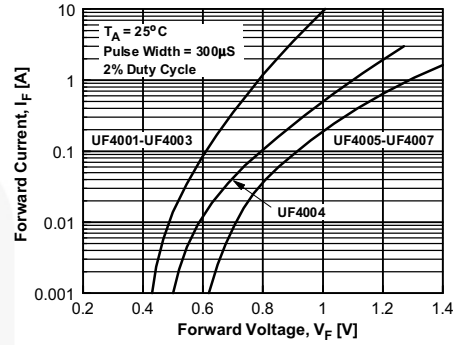


Figure 2. Forward Characteristics

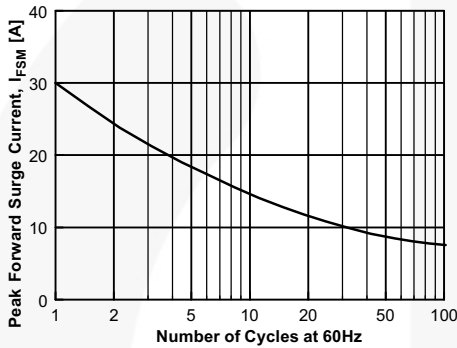


Figure 3. Non-Repetitive Surge Current

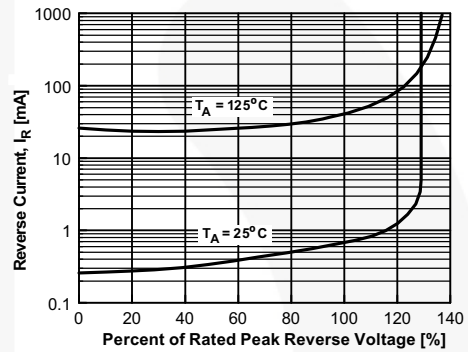


Figure 4. Reverse Characteristics

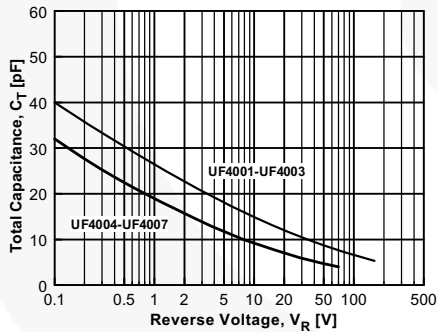
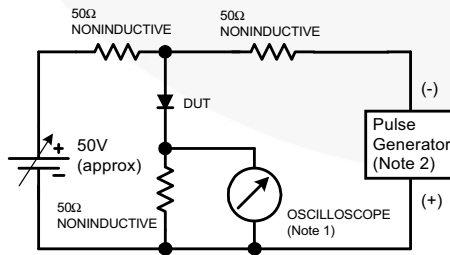
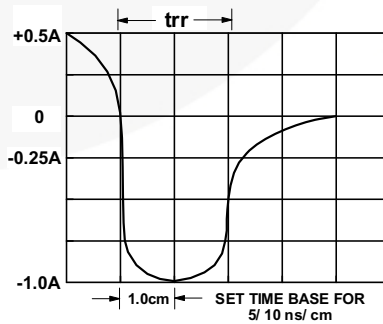


Figure 5. Typical Junction Capacitance



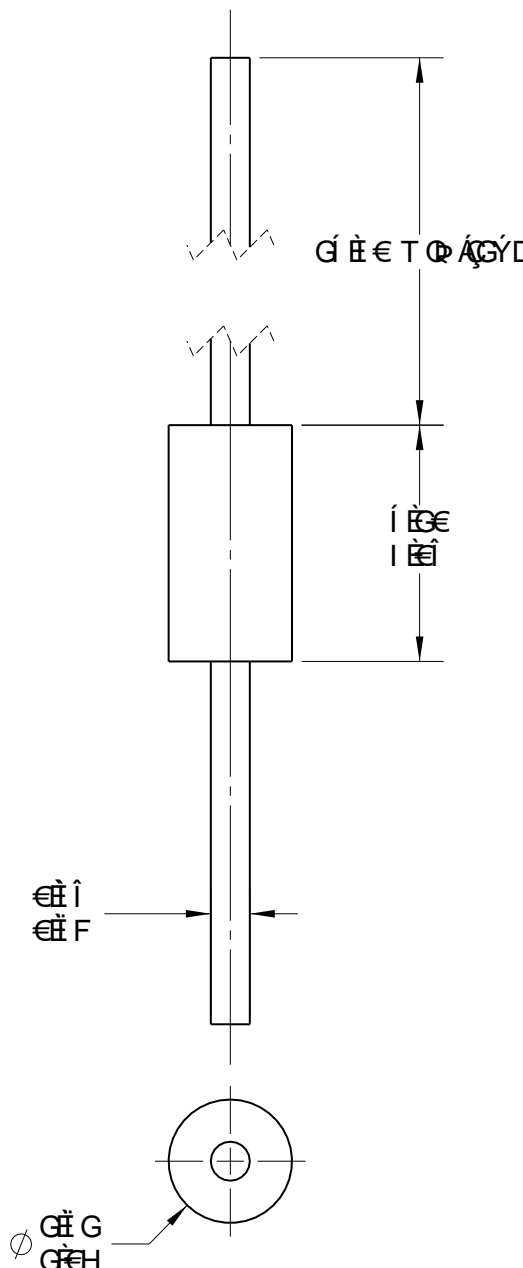
- NOTES:
 1. Rise time = 7.0 ns max; Input impedance = 1.0 megaohm 22 pf.
 2. Rise time = 10 ns max; Source impedance = 50 ohms.

Figure 6. Reverse Recovery Time Characteristic and Test Circuit Diagram



VP:SHOBY Φ OABAP OAUUOYVAIKHOB OP:SOAOT EUPONVUUDUUDUOBEP:BUAMUO
 VP:OUUOP:ESSOAT QDOUVP:OUP:Φ:UEAUB:OOUO:OAKU OAUUUDUUDUOBEP:BUAMUO
 VU:ADOB:OP:SOAOT EUPONVUUDUUDUOBEP:BUAMUO OAUUUDUUDUOBEP:BUAMUO
 Y ΦP:ANOP:AGUUDUUDUOBEP:BUAMUO OAUUUDUUDUOBEP:BUAMUO
 OUDUOBEP:AGUUDUUDUOBEP:BUAMUO OAUUUDUUDUOBEP:BUAMUO
 OUDUOBEP:AGUUDUUDUOBEP:BUAMUO OAUUUDUUDUOBEP:BUAMUO
 U:AP:SHOBY Φ OABAP OAUUOYVAIKHOB OP:SOAOT EUPONVUUDUUDUOBEP:BUAMUO

ΎΔΟΧΩΡΗΤΩ			
Π.Ο.Υ.	ΟΝΟΜΑΤΟΓΡΑΦΙΑ	ΟΜΟΤΗΤΑ	ΟΡΘΟΓΡΑΦΙΑ
F	ΎΔΟΧΩΡΗΤΩ ΑΥΤΟΜΑΤΟ	GJRMSEI	PYCEOEUMZPUW
G	ΟΡΘΟΓΡΑΦΙΑ ΕΞΑΥΤΑ ΕΞΕ ΟΡΘΟΓΡΑΦΙΑ ΤΟΥ ΑΥΤΟΜΑΤΟΥ ΟΡΘΟΓΡΑΦΙΑ ΤΟΥ ΟΥΔΕ ΟΥΤΟ ΧΩΡΙΣ ΤΗΝ ΑΥΤΟΜΑΤΟ	FJUOEI	PYCEOEUMZPUW



ΠΥΛΩΝΑΜΠ ΣΟΥΛΑΥ ΠΟΥΥ ΠΙΟΑΥΟΟΩΩ
 ΑΥΤΟΜΑΤΟ ΣΕ ΟΔΥΝΟΠ ΟΥΔΟΑΥΟΖΟΥΠ ΟΔΟΚΑ
 ΡΟΟΟΑΟΥ ΕΙ ΑΚΕΥΩΠ ΑΣΕ
 ΑΥΤΟΜΑΤΟ ΣΕ ΟΔΥΝΟΠ ΟΥΔΟΑΥΟΖΟΥΠ ΟΔΟΚΑ
 ΑΥΤΟΜΑΤΟ ΣΕ ΟΔΥΝΟΠ ΟΥΔΟΑΥΟΖΟΥΠ ΟΔΟΚΑ
 ΑΥΤΟΜΑΤΟ ΣΕ ΟΔΥΝΟΠ ΟΥΔΟΑΥΟΖΟΥΠ ΟΔΟΚΑ
 ΑΥΤΟΜΑΤΟ ΣΕ ΟΔΥΝΟΠ ΟΥΔΟΑΥΟΖΟΥΠ ΟΔΟΚΑ

ΟΝΟΜΑΤΟΓΡΑΦΙΑ	ΟΜΟΤΗΤΑ		
ΟΝΟΜΑΤΟΓΡΑΦΙΑ	FJUOEI		
ΟΡΘΟΓΡΑΦΙΑ			
ΟΡΘΟΓΡΑΦΙΑ			
ΟΝΟΜΑΤΟΓΡΑΦΙΑ	ΟΡΘΟΓΡΑΦΙΑ	ΟΡΘΟΓΡΑΦΙΑ ΤΟΥ ΑΥΤΟΜΑΤΟΥ ΟΡΘΟΓΡΑΦΙΑ ΤΟΥ ΟΥΔΕ ΟΥΤΟ ΧΩΡΙΣ ΤΗΝ ΑΥΤΟΜΑΤΟ	
ΥΠΟΛΟΓΙΣΤΗΣ	ΥΠΟΛΟΓΙΣΤΗΣ	ΟΝΟΜΑΤΟΓΡΑΦΙΑ ΤΟΥ ΟΥΔΕ	ΥΠΟΛΟΓΙΣΤΗΣ
FK	PE	T SVEUI FCE	G
ΕΠΙΣΤΡΟΦΗ		ΕΠΙΣΤΡΟΦΗ	

ON Semiconductor and  are trademarks of Semiconductor Components Industries, LLC dba ON Semiconductor or its subsidiaries in the United States and/or other countries. ON Semiconductor owns the rights to a number of patents, trademarks, copyrights, trade secrets, and other intellectual property. A listing of ON Semiconductor's product/patent coverage may be accessed at www.onsemi.com/site/pdf/Patent-Marking.pdf. ON Semiconductor reserves the right to make changes without further notice to any products herein. ON Semiconductor makes no warranty, representation or guarantee regarding the suitability of its products for any particular purpose, nor does ON Semiconductor assume any liability arising out of the application or use of any product or circuit, and specifically disclaims any and all liability, including without limitation special, consequential or incidental damages. Buyer is responsible for its products and applications using ON Semiconductor products, including compliance with all laws, regulations and safety requirements or standards, regardless of any support or applications information provided by ON Semiconductor. "Typical" parameters which may be provided in ON Semiconductor data sheets and/or specifications can and do vary in different applications and actual performance may vary over time. All operating parameters, including "Typicals" must be validated for each customer application by customer's technical experts. ON Semiconductor does not convey any license under its patent rights nor the rights of others. ON Semiconductor products are not designed, intended, or authorized for use as a critical component in life support systems or any FDA Class 3 medical devices or medical devices with a same or similar classification in a foreign jurisdiction or any devices intended for implantation in the human body. Should Buyer purchase or use ON Semiconductor products for any such unintended or unauthorized application, Buyer shall indemnify and hold ON Semiconductor and its officers, employees, subsidiaries, affiliates, and distributors harmless against all claims, costs, damages, and expenses, and reasonable attorney fees arising out of, directly or indirectly, any claim of personal injury or death associated with such unintended or unauthorized use, even if such claim alleges that ON Semiconductor was negligent regarding the design or manufacture of the part. ON Semiconductor is an Equal Opportunity/Affirmative Action Employer. This literature is subject to all applicable copyright laws and is not for resale in any manner.

PUBLICATION ORDERING INFORMATION

LITERATURE FULFILLMENT:

Literature Distribution Center for ON Semiconductor
19521 E. 32nd Pkwy, Aurora, Colorado 80011 USA
Phone: 303-675-2175 or 800-344-3860 Toll Free USA/Canada
Fax: 303-675-2176 or 800-344-3867 Toll Free USA/Canada
Email: orderlit@onsemi.com

N. American Technical Support: 800-282-9855 Toll Free
USA/Canada
Europe, Middle East and Africa Technical Support:
Phone: 421 33 790 2910
Japan Customer Focus Center
Phone: 81-3-5817-1050

ON Semiconductor Website: www.onsemi.com
Order Literature: <http://www.onsemi.com/orderlit>
For additional information, please contact your local
Sales Representative

Mouser Electronics

Authorized Distributor

Click to View Pricing, Inventory, Delivery & Lifecycle Information:

[ON Semiconductor:](#)

[UF4001](#)