
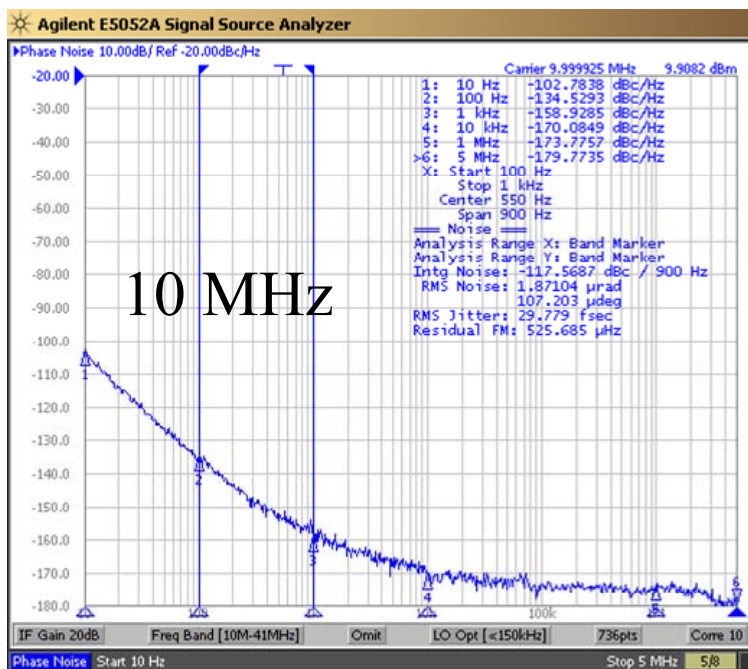


CVSS-945 Model 9x14 mm SMD, 5.0V, SineWave



Frequency Range:	10 MHz to 125 MHz
Temperature Range:	0°C to 70°C
(Option X)	-40°C to 85°C
Storage:	-45°C to 90°C
Input Voltage:	5.0V ± 0.5V
Control Voltage:	2.5V ± 2.5V
Settability At Nominal:	2.5V ± 0.5V
Tuning Sensitivity (Kv):	+25 ppm/V Typical (Positive Slope)
Input Current:	35mA Max
Output:	True SineWave
Pullability APR:	±20ppm Min
Linearity:	±10% Max
Output Power:	+5 dBm Min, +7 dBm Typical
Start-up time:	2ms Typical, 5ms Max
Load:	50 Ω
2nd Harmonic:	-25 dBc Typical
Sub-harmonics:	None
Modulation BW:	>10kHz @ -3dB
Phase Noise Typical:	
(@100MHz)	
10Hz	-85 dBc/Hz
100Hz	-120 dBc/Hz
1kHz	-145 dBc/Hz
10kHz	-162 dBc/Hz
100kHz	-170 dBc/Hz
1MHz	-170 dBc/Hz
Aging:	<3ppm 1 st year, <1ppm every year thereafter

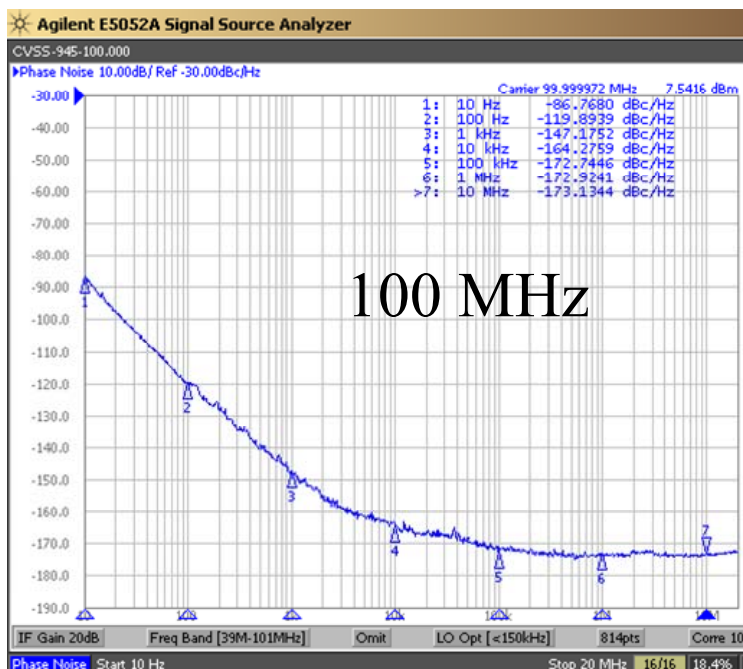
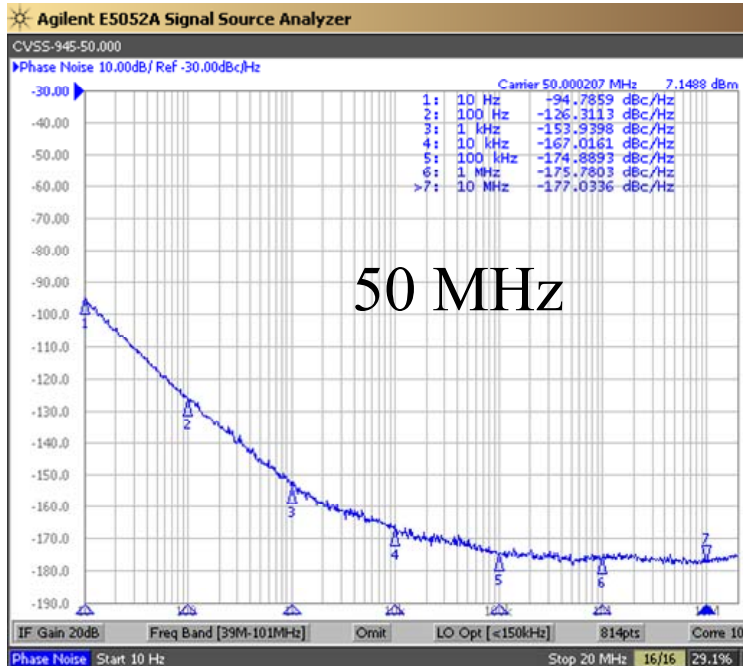


Absolute Maximum Ratings		
Parameter	Rating	Unit
Input Supply Voltage	+6.0	V
Input Control Voltage	+10.0	V

Rev: P
Date: 28-Mar-2018
Page 1 of 3

Specifications subject to change without notice.

CVSS-945 Model
9×14 mm SMD, 5.0V, SineWave



Rev: P
Date: 28-Mar-2018
Page 2 of 3

Ultra-Low Phase Noise SineWave VCXO

CVSS-945 Model
9×14 mm SMD, 5.0V, SineWave

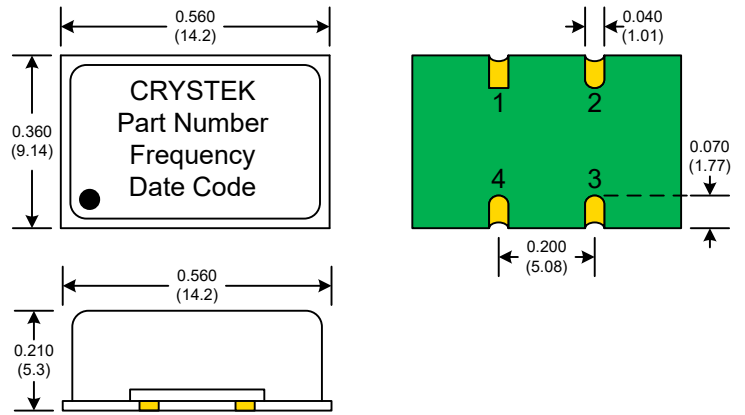
Crystek Part Number Guide

CVSS-945 X-125.000

#1 #2 #3 #4

#1 Crystek 9×14 SMD SineWave VCXO
#2 Model 945 = Ultra Low Noise 5.0V
#3 Temp. Range: Blank = 0/70°C, X = -40/85°C
#4 Frequency in MHz: 3 or 6 decimal places

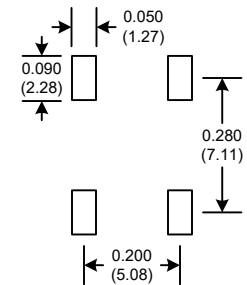
Example:
CVSS-945X-125.000 = 5.0V, -40/85°C, 125.000 MHz



PAD FINISH: Immersion Gold (ENIG); 5 micro inches maximum

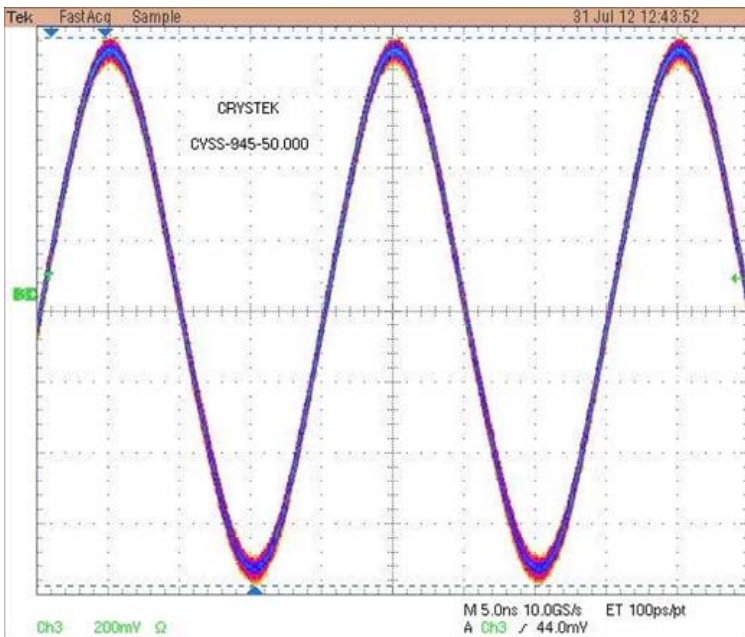
SUGGESTED PAD LAYOUT

Pad	Connection
1	Volt Cont.
2	GND
3	OUT
4	Vdd



Standard Frequencies MHz

10.000
50.000
80.000
100.000
122.880
125.000



RECOMMENDED REFLOW SOLDERING PROFILE 900034 (See App Note listed on website)

<http://www.crystek.com/specification/reflow/900034.pdf>

Mechanical:

Shock: MIL-STD-883, Method 2002, Condition B
Solderability: MIL-STD-883, Method 2003
Vibration: MIL-STD-883, Method 2007, Condition A
Solvent Resistance: MIL-STD-202, Method 215
Resistance to Soldering Heat: MIL-STD-202, Method 210, Condition I or J

Environmental:

Thermal Shock: MIL-STD-883, Method 1011, Condition A
Moisture Resistance: MIL-STD-883, Method 1004

Packaging:

Tape/Reel: 100ea, 250ea, 500ea 24mm Tape

Rev: P
Date: 28-Mar-2018
Page 3 of 3

Mouser Electronics

Authorized Distributor

Click to View Pricing, Inventory, Delivery & Lifecycle Information:

[Crystek:](#)

[CVSS-945X-80.000](#) [CVSS-945-100.000](#) [CVSS-945-50.000](#) [CVSS-945x-120.000](#) [CVSS-945X-100.000](#)