

MM5ZxxxT1G Series, SZMM5ZxxxT1G Series

Zener Voltage Regulators

500 mW SOD-523 Surface Mount

This series of Zener diodes is packaged in a SOD-523 surface mount package. They are designed to provide voltage regulation protection and are especially attractive in situations where space is at a premium. They are well suited for applications such as cellular phones, hand held portables, and high density PC boards.

Specification Features:

- Standard Zener Breakdown Voltage Range – 2.4 V to 75 V
- Steady State Power Rating of 500 mW
- Small Body Outline Dimensions:
0.047" x 0.032" (1.20 mm x 0.80 mm)
- Low Body Height: 0.028" (0.7 mm)
- ESD Rating of Class 3 (> 16 kV) per Human Body Model
- SZ Prefix for Automotive and Other Applications Requiring Unique Site and Control Change Requirements; AEC-Q101 Qualified and PPAP Capable
- These Devices are Pb-Free and are RoHS Compliant*

Mechanical Characteristics:

CASE: Void-free, transfer-molded, thermosetting plastic
Epoxy Meets UL 94 V-0

LEAD FINISH: 100% Matte Sn (Tin)

MOUNTING POSITION: Any

QUALIFIED MAX REFLOW TEMPERATURE: 260°C
Device Meets MSL 1 Requirements

MAXIMUM RATINGS

Rating	Symbol	Max	Unit
Total Device Dissipation FR-4 Board, (Note 1) @ $T_A = 25^\circ\text{C}$ Derate above 25°C	P_D	500 4.0	mW mW/°C
Thermal Resistance, Junction-to-Ambient (Note 1)	$R_{\theta JA}$	250	°C/W
Junction and Storage Temperature Range	T_J, T_{stg}	-65 to +150	°C

Stresses exceeding those listed in the Maximum Ratings table may damage the device. If any of these limits are exceeded, device functionality should not be assumed, damage may occur and reliability may be affected.

1. FR-4 printed circuit board, single-sided copper, mounting pad 1 cm².

*For additional information on our Pb-Free strategy and soldering details, please download the ON Semiconductor Soldering and Mounting Techniques Reference Manual, SOLDERRM/D.

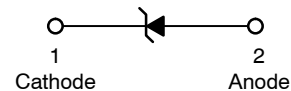


ON Semiconductor®

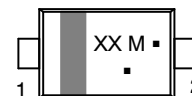
www.onsemi.com



SOD-523
CASE 502
STYLE 1



MARKING DIAGRAM



XX = Specific Device Code
M = Date Code*
▪ = Pb-Free Package

(Note: Microdot may be in either location)

*Date Code orientation may vary depending upon manufacturing location.

ORDERING INFORMATION

Device	Package	Shipping†
MM5ZxxxT1G	SOD-523 (Pb-Free)	3,000 / Tape & Reel
SZMM5ZxxxT1G	SOD-523 (Pb-Free)	3,000 / Tape & Reel
MM5ZxxxT5G	SOD-523 (Pb-Free)	8,000 / Tape & Reel
SZMM5ZxxxT5G	SOD-523 (Pb-Free)	8,000 / Tape & Reel

†For information on tape and reel specifications, including part orientation and tape sizes, please refer to our Tape and Reel Packaging Specifications Brochure, BRD8011/D.

DEVICE MARKING INFORMATION

See specific marking information in the device marking column of the Electrical Characteristics tables starting on page 3 of this data sheet.

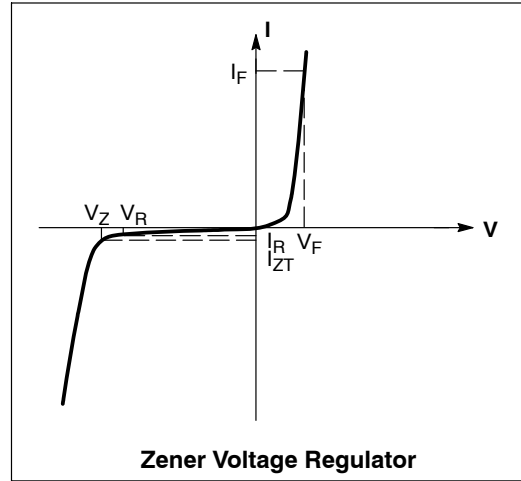
MM5ZxxxT1G Series, SZMM5ZxxxT1G Series

ELECTRICAL CHARACTERISTICS

($T_A = 25^\circ\text{C}$ unless otherwise noted,

$V_F = 0.9\text{ V Max. @ } I_F = 10\text{ mA}$ for all types)

Symbol	Parameter
V_Z	Reverse Zener Voltage @ I_{ZT}
I_{ZT}	Reverse Current
Z_{ZT}	Maximum Zener Impedance @ I_{ZT}
I_{ZK}	Reverse Current
Z_{ZK}	Maximum Zener Impedance @ I_{ZK}
I_R	Reverse Leakage Current @ V_R
V_R	Reverse Voltage
I_F	Forward Current
V_F	Forward Voltage @ I_F
Θ_{VZ}	Maximum Temperature Coefficient of V_Z
C	Max. Capacitance @ $V_R = 0$ and $f = 1\text{ MHz}$



TYPICAL CHARACTERISTICS

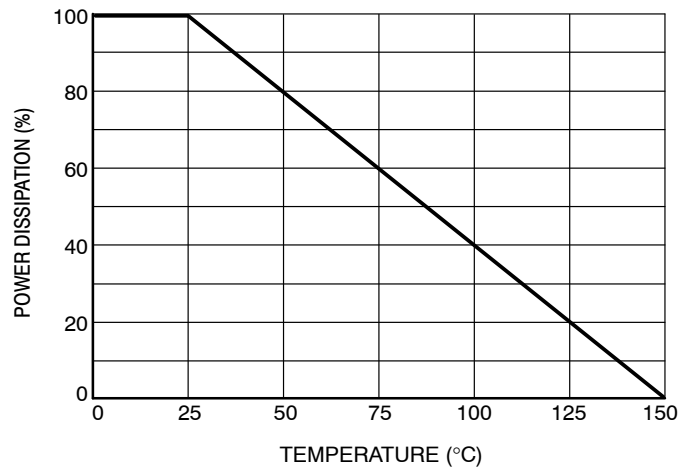


Figure 1. Steady State Power Derating

MM5ZxxxT1G Series, SZMM5ZxxxT1G Series

ELECTRICAL CHARACTERISTICS ($T_A = 25^\circ\text{C}$ unless otherwise noted, $V_F = 0.9\text{ V Max.}$ @ $I_F = 10\text{ mA}$ for all types)

Device*	Device Marking	$V_{Z1}\text{ (V) @}$ (Note 1) (Note 2)			$V_{Z2}\text{ (V) @}$ (Note 1) (Note 2)		Zener Impedance			Leakage Current		ΘV_Z (mV/k) @ I_{ZT}		C @ $V_R = 0$ f = 1 MHz pF
							Z_{ZT} @ I_{ZT}	Z_{ZK} @ I_{ZK}		I_R @ V_R				
		Min	Nom	Max	Min	Max	Ω	Ω	mA	μA	Volts	Min	Max	
MM5Z2V4T1G/T5G	00	2.2	2.4	2.6	1.7	2.1	100	1000	1.0	50	1.0	-3.5	0	450
MM5Z2V7T1G/T5G	01	2.5	2.7	2.9	1.9	2.4	100	1000	1.0	20	1.0	-3.5	0	450
MM5Z3V0T1G/T5G	02	2.8	3.0	3.2	2.1	2.7	100	1000	1.0	10	1.0	-3.5	0	450
MM5Z3V3T1G/T5G	05	3.1	3.3	3.5	2.3	2.9	95	1000	1.0	5	1.0	-3.5	0	450
MM5Z3V6T1G/T5G	06	3.4	3.6	3.8	2.7	3.3	90	1000	1.0	5	1.0	-3.5	0	450
MM5Z3V9T1G/T5G	AJ	3.7	3.9	4.2	2.9	3.5	90	1000	1.0	3	1.0	-3.5	0	450
MM5Z4V3T1G/T5G	08	4.0	4.3	4.6	3.3	4	90	1000	1.0	3	1.0	-3.5	0	450
MM5Z4V7T1G/T5G	09	4.4	4.7	5.0	3.7	4.7	80	800	1.0	3	2.0	-3.5	0.2	260
MM5Z5V1T1G/T5G	0A	4.8	5.1	5.4	4.2	5.3	60	500	1.0	2	2.0	-2.7	1.2	225
MM5Z5V6T1G/T5G	0C	5.2	5.6	6.0	4.8	6	40	200	1.0	1	2.0	-2.0	2.5	200
MM5Z6V2T1G/T5G	0E	5.8	6.2	6.6	5.6	6.6	10	100	1.0	3	4.0	0.4	3.7	185
MM5Z6V8T1G/T5G	0F	6.4	6.8	7.2	6.3	7.2	15	160	1.0	2	4.0	1.2	4.5	155
MM5Z7V5T1G/T5G	0G	7.0	7.5	7.9	6.9	7.9	15	160	1.0	1	5.0	2.5	5.3	140
MM5Z8V2T1G/T5G	0H	7.7	8.2	8.7	7.6	8.7	15	160	1.0	0.7	5.0	3.2	6.2	135
MM5Z9V1T1G/T5G	0K	8.5	9.1	9.6	8.4	9.6	15	160	1.0	0.2	7.0	3.8	7.0	130
MM5Z10VT1G/T5G	0L	9.4	10	10.6	9.3	10.6	20	160	1.0	0.1	8.0	4.5	8.0	130
MM5Z11VT1G/T5G	0M	10.4	11	11.6	10.2	11.6	20	160	1.0	0.1	8.0	5.4	9.0	130
MM5Z12VT1G/T5G	0N	11.4	12	12.7	11.2	12.7	25	80	1.0	0.1	8.0	6.0	10	130
MM5Z13VT1G/T5G	0P	12.4	13.25	14.1	12.3	14	30	80	1.0	0.1	8.0	7.0	11	120
MM5Z15VT1G/T5G	0T	14.3	15	15.8	13.7	15.5	30	80	1.0	0.05	10.5	9.2	13	110
MM5Z16VT1G/T5G	0U	15.3	16.2	17.1	15.2	17	40	80	1.0	0.05	11.2	10.4	14	105
MM5Z18VT1G/T5G	0W	16.8	18	19.1	16.7	19	45	80	1.0	0.05	12.6	12.4	16	100
MM5Z20VT1G/T5G	0Z	18.8	20	21.2	18.7	21.1	55	100	1.0	0.05	14.0	14.4	18	85
MM5Z22VT1G	10	20.8	22	23.3	20.7	23.2	55	100	1.0	0.05	15.4	16.4	20	85
MM5Z24VT1G/T5G	11	22.8	24.2	25.6	22.7	25.5	70	120	1.0	0.05	16.8	18.4	22	80
MM5Z27VT1G/T5G	12	25.1	27	28.9	25	28.9	80	300	1.0	0.05	18.9	21.4	25.3	70
MM5Z30VT1G/T5G	14	28	30	32	27.8	32	80	300	1.0	0.05	21.0	24.4	29.4	70
MM5Z33VT1G/T5G	18	31	33	35	30.8	35	80	300	1.0	0.05	23.2	27.4	33.4	70
MM5Z36VT1G/T5G	19	34	36	38	33.8	38	90	500	1.0	0.05	25.2	30.4	37.4	70
MM5Z39VT1G	20	37	39	41	36.7	41	130	500	1.0	0.05	27.3	33.4	41.2	45
MM5Z43VT1G	21	40	43	46	39.7	46	150	500	1.0	0.05	30.1	37.6	46.6	40
MM5Z47VT1G/T5G	1A	44	47	50	43.7	50	170	500	1.0	0.05	32.9	42.0	51.8	40
MM5Z51VT1G	1C	48	51	54	47.6	54	180	500	1.0	0.05	35.7	46.6	57.2	40
MM5Z56VT1G	1D	52	56	60	51.5	60	200	500	1.0	0.05	39.2	52.2	63.8	40
MM5Z62VT1G	1E	58	62	66	57.4	66	215	500	1.0	0.05	43.4	58.8	71.6	35
MM5Z68VT1G	1F	64	68	72	63.4	72	240	500	1.0	0.05	47.6	65.6	79.8	35
MM5Z75VT1G	1G	70	75	79	69.4	79	255	500	1.0	0.05	52.5	73.4	88.6	35

Product parametric performance is indicated in the Electrical Characteristics for the listed test conditions, unless otherwise noted. Product performance may not be indicated by the Electrical Characteristics if operated under different conditions.

1. $I_{ZT1} = 5\text{ mA}$: 2.4 to 24 V, $I_{ZT1} = 2\text{ mA}$: 27 to 75 V; $I_{ZT2} = 1\text{ mA}$: 2.4 to 24 V, $I_{ZT2} = 0.5\text{ mA}$: 27 to 75 V.

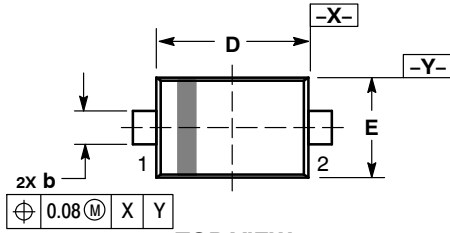
2. Zener voltage is measured with a pulse test current I_Z at an ambient temperature of 25°C .

*Includes SZ-prefix devices where applicable.

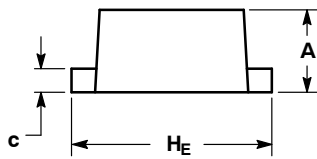
MM5ZxxxT1G Series, SZMM5ZxxxT1G Series

PACKAGE DIMENSIONS

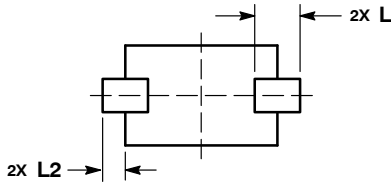
SOD-523
CASE 502
ISSUE E



TOP VIEW



SIDE VIEW



BOTTOM VIEW

NOTES:

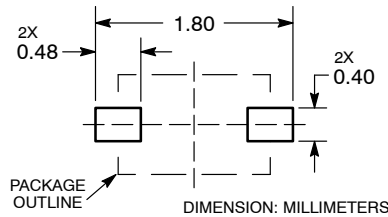
1. DIMENSIONING AND TOLERANCING PER ASME Y14.5M, 1994.
2. CONTROLLING DIMENSION: MILLIMETERS.
3. MAXIMUM LEAD THICKNESS INCLUDES LEAD FINISH. MINIMUM LEAD THICKNESS IS THE MINIMUM THICKNESS OF BASE MATERIAL.
4. DIMENSIONS D AND E DO NOT INCLUDE MOLD FLASH, PROTRUSIONS, OR GATE BURRS.

DIM	MILLIMETERS		
	MIN	NOM	MAX
A	0.50	0.60	0.70
b	0.25	0.30	0.35
c	0.07	0.14	0.20
D	1.10	1.20	1.30
E	0.70	0.80	0.90
H _E	1.50	1.60	1.70
L	0.30 REF		
L ₂	0.15	0.20	0.25

STYLE 1:

1. CATHODE (POLARITY BAND)
2. ANODE

RECOMMENDED SOLDERING FOOTPRINT*



*For additional information on our Pb-Free strategy and soldering details, please download the ON Semiconductor Soldering and Mounting Techniques Reference Manual, SOLDERRM/D.

ON Semiconductor and are trademarks of Semiconductor Components Industries, LLC dba ON Semiconductor or its subsidiaries in the United States and/or other countries. ON Semiconductor owns the rights to a number of patents, trademarks, copyrights, trade secrets, and other intellectual property. A listing of ON Semiconductor's product/patent coverage may be accessed at www.onsemi.com/site/pdf/Patent-Marking.pdf. ON Semiconductor reserves the right to make changes without further notice to any products herein. ON Semiconductor makes no warranty, representation or guarantee regarding the suitability of its products for any particular purpose, nor does ON Semiconductor assume any liability arising out of the application or use of any product or circuit, and specifically disclaims any and all liability, including without limitation special, consequential or incidental damages. Buyer is responsible for its products and applications using ON Semiconductor products, including compliance with all laws, regulations and safety requirements or standards, regardless of any support or applications information provided by ON Semiconductor. "Typical" parameters which may be provided in ON Semiconductor data sheets and/or specifications can and do vary in different applications and actual performance may vary over time. All operating parameters, including "Typicals" must be validated for each customer application by customer's technical experts. ON Semiconductor does not convey any license under its patent rights nor the rights of others. ON Semiconductor products are not designed, intended, or authorized for use as a critical component in life support systems or any FDA Class 3 medical devices or medical devices with a same or similar classification in a foreign jurisdiction or any devices intended for implantation in the human body. Should Buyer purchase or use ON Semiconductor products for any such unintended or unauthorized application, Buyer shall indemnify and hold ON Semiconductor and its officers, employees, subsidiaries, affiliates, and distributors harmless against all claims, costs, damages, and expenses, and reasonable attorney fees arising out of, directly or indirectly, any claim of personal injury or death associated with such unintended or unauthorized use, even if such claim alleges that ON Semiconductor was negligent regarding the design or manufacture of the part. ON Semiconductor is an Equal Opportunity/Affirmative Action Employer. This literature is subject to all applicable copyright laws and is not for resale in any manner.

PUBLICATION ORDERING INFORMATION

LITERATURE FULFILLMENT:

Literature Distribution Center for ON Semiconductor
19521 E. 32nd Pkwy, Aurora, Colorado 80011 USA
Phone: 303-675-2175 or 800-344-3860 Toll Free USA/Canada
Fax: 303-675-2176 or 800-344-3867 Toll Free USA/Canada
Email: orderlit@onsemi.com

N. American Technical Support: 800-282-9855 Toll Free
USA/Canada
Europe, Middle East and Africa Technical Support:
Phone: 421 33 790 2910

ON Semiconductor Website: www.onsemi.com
Order Literature: <http://www.onsemi.com/orderlit>

For additional information, please contact your local Sales Representative

Mouser Electronics

Authorized Distributor

Click to View Pricing, Inventory, Delivery & Lifecycle Information:

ON Semiconductor:

[MM5Z10VT1G](#) [MM5Z12VT1G](#) [MM5Z15VT1G](#) [MM5Z16VT1G](#) [MM5Z18VT1G](#) [MM5Z20VT1G](#) [MM5Z24VT1G](#)
[MM5Z27VT1G](#) [MM5Z2V4T1G](#) [MM5Z2V7T1G](#) [MM5Z33VT1G](#) [MM5Z36VT1G](#) [MM5Z3V0T1G](#) [MM5Z3V3T1G](#)
[MM5Z3V6T1G](#) [MM5Z47VT1G](#) [MM5Z4V7T1G](#) [MM5Z5V1T1G](#) [MM5Z5V6T1G](#) [MM5Z6V8T1G](#) [MM5Z7V5T1G](#)
[MM5Z8V2T1G](#) [MM5Z9V1T1G](#) [SZMM5Z7V5T1G](#) [SZMM5Z16VT1G](#) [SZMM5Z33VT1G](#) [SZMM5Z3V6T1G](#)
[SZMM5Z47VT1G](#) [SZMM5Z24VT1G](#) [SZMM5Z6V8T1G](#) [SZMM5Z5V1T5G](#) [MM5Z16VMT5G](#) [MM5Z16VT5G](#)
[MM5Z24VT5G](#) [SZMM5Z10VT5G](#) [SZMM5Z12VT5G](#) [SZMM5Z13VT5G](#) [SZMM5Z15VT5G](#) [SZMM5Z16VT5G](#)
[SZMM5Z18VT5G](#) [SZMM5Z20VT5G](#) [SZMM5Z24VT5G](#) [SZMM5Z27VT5G](#) [SZMM5Z2V4T5G](#) [SZMM5Z2V7T5G](#)
[SZMM5Z33VT5G](#) [SZMM5Z36VT5G](#) [SZMM5Z3V0T5G](#) [SZMM5Z3V3T5G](#) [SZMM5Z3V6T5G](#) [SZMM5Z3V9T5G](#)
[SZMM5Z47VT5G](#) [SZMM5Z5V6ST5G](#) [SZMM5Z5V6T5G](#) [SZMM5Z6V2ST5G](#) [SZMM5Z6V8ST5G](#) [SZMM5Z6V8T5G](#)
[SZMM5Z7V5T5G](#) [SZMM5Z8V2ST5G](#) [SZMM5Z8V2T5G](#) [SZMM5Z30VT5G](#) [SZMM5Z9V1T5G](#) [SZMM5Z4V3T5G](#)
[SZMM5Z6V2T5G](#) [SZMM5Z4V7T5G](#)