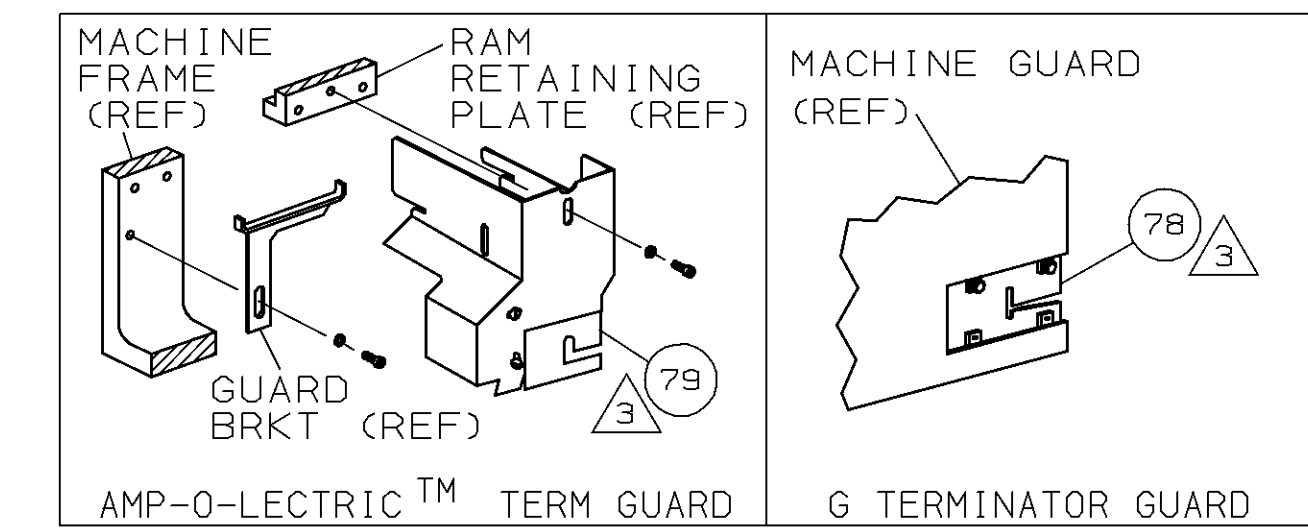
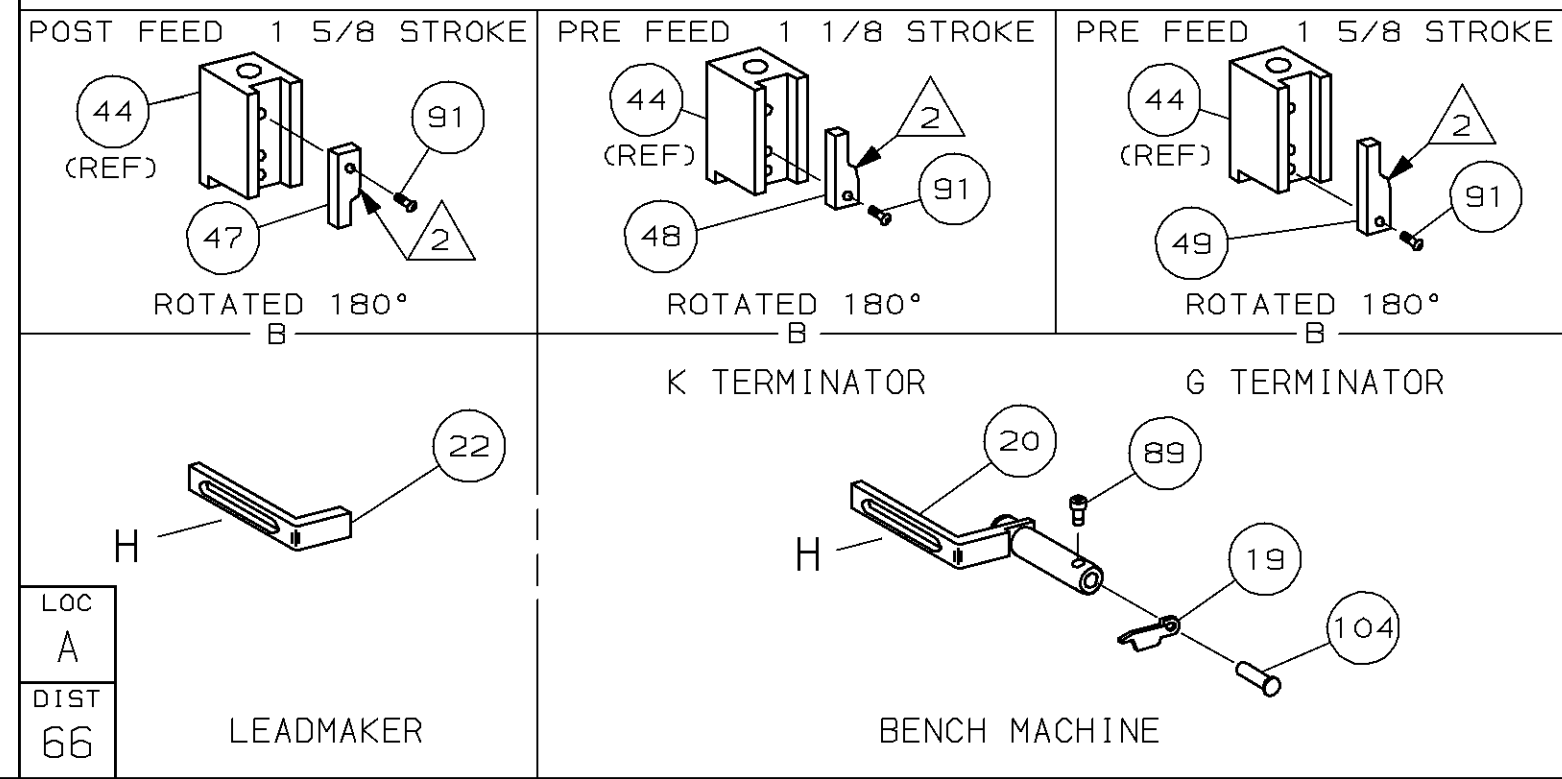
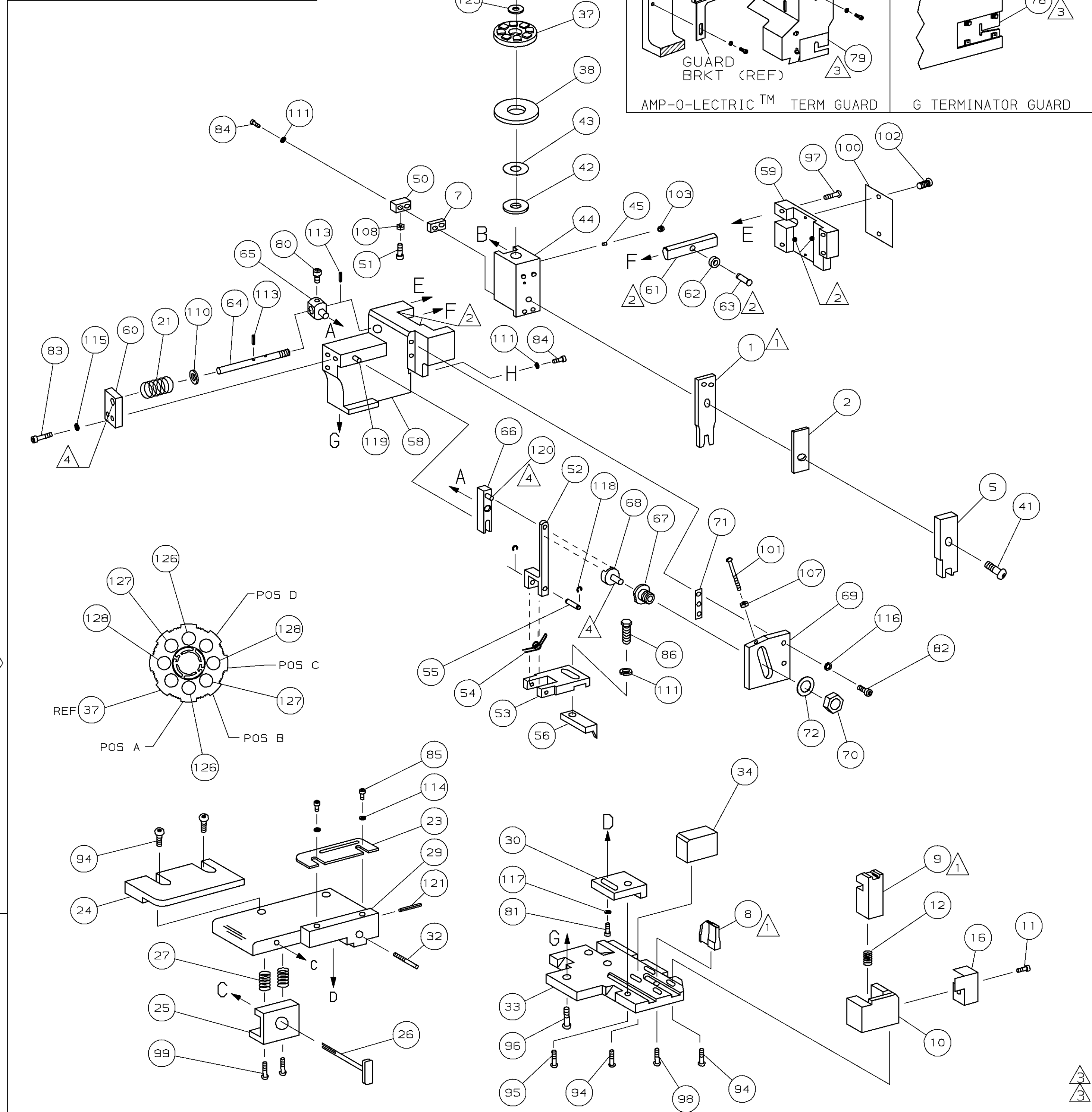


PART NUMBER	REV	FIRST USED
680726-1	A	122500-1
680726-2	A	565435-5
680726-3	A	354500-1



- 1 RECOMMENDED SPARE PARTS.
- 2 GREASE LIGHTLY.
- 3 GUARD MUST BE IN PLACE WHEN OPERATING APPLICATOR IN A BENCH MACHINE.
- 4 LUBRICATE DAILY USING NO. 20 MACHINE OIL.
- 5. ITEMS WITH QTY OF REF SPECIFIED (EXCEPT ITEMS 78 AND 79) ARE USED ON ITEM 46.

680726 680726

TERMINAL NAME: TAB, FASTON, .110 SERIES							
		1217118	CRIMP DATA (AMP TERMINAL)				
			PAD LTR	CRIMP HEIGHT		WIRE SIZE	
			A	.068 ±.002 [1.73 ±0.05mm]		16	
			B	.063 ±.002 [1.60 ±0.05mm]		18	
			C	.059 ±.002 [1.50 ±0.05mm]		20	
			D	NOT		USED	
			CRIMP	SIZE	TYPE	RANGE	
			WIRE	.110 [2.79mm]	F	20-16	
			INSUL	-	-	-	
WIRE STRIP LENGTH	TERM APPL	SPEC	FEED	APPL INSTRUCTION		SET UP GAGE	LAYOUT
.141-.156	NONE		.480	408-8040		458637-1	L2149

2	2	2	-	C	2-354779-2	PIN, WIRE DISC (.3100)C	129
2	2	2	-	C	1-354779-2	PIN, WIRE DISC (.3050)B	127
2	2	2	-	C	354779-2	PIN, WIRE DISC (.3000)A	126
1	1	1	-	A	986950-1	WASHER, FLAT PRECISION	125
1	1	1	-	A	217238-1	GENERAL INSTRUCTION PACKAGE	124
1	1	1	-	-	4088040	SF APPL INST 408-8040	123
							122
1	1	1	-	A	4-21028-0	PIN, SLT SPR (Ø.093x.75) ST GDE PL	121
REF	REF	REF	-	A	1-21030-1	PIN, DOWEL (Ø.187x.50) LEVER	120
REF	REF	REF	-	A	1-21030-6	PIN, DOWEL (Ø.187x1.25) HOUSING	119
REF	REF	REF	-	A	21045-3	RING, RET "C" (Ø.187) FD FING PIN	118
1	1	1	-	A	21024-5	WASHER, LOCK (#10) ADJ BLOCK	117
REF	REF	REF	-	A	21024-5	WASHER, LOCK (#10) ADJ PLATE	116
REF	REF	REF	-	A	21024-5	WASHER, LOCK (#10) FEED GDE ROD	115
2	2	2	-	A	21024-2	WASHER, LOCK (#4) FRONT STP GUIDE	114
REF	REF	REF	-	A	5-21028-1	PIN, SLT SPR (Ø.125x.50) ADJ ROD	113
							112
4	4	4	-	A	21024-4	WASHER, LOCK (#8) STRIPPER	111
REF	REF	REF	-	A	21899-4	WASHER, FLAT (Ø5/16) SCREW ADJ	110
							109
1	1	1	-	A	21018-5	NUT, HEX (NO. 6) HOLDDOWN	108
REF	REF	REF	-	A	21068-5	NUT, HEX (6-32) FEED ADJ	107
							106
							105
1	1	-	-	A	992031-1	PIN, CLEVIS	104
1	1	1	-	A	21009-2	SCR, SKT SET (1/4-20x.25 LW) RAM	103
2	2	2	-	A	21017-2	SCR, DRIVE (#2x.19) ID PLATE	102
REF	REF	REF	-	A	6-23715-5	SCR, PAN HD (6-32x1.50) FEED ADJ	101
1	1	1	-	B	461264-1	PLATE, IDENTIFICATION	100
2	2	2	-	A	3-21002-0	SCR, BHC (10-32x.88) DRAG	99
1	1	1	-	A	22733-8	SCR, BHC (8-32x.38 LW) ANVIL	98
REF	REF	REF	-	A	2-21002-9	SCR, BHC (10-32x.75) CAP	97
REF	REF	REF	-	A	2-22733-8	SCR, BHC (1/4-20x.62) HOUSING	96
REF	REF	REF	-	A	2-21002-7	SCR, BHC (10-32x.50) SG ADJ BLOCK	95
6	6	6	-	A	2-21002-2	SCR, BHC (8-32x.50) TERM H DWN	94
							93
							92
1	1	1	-	A	1-21002-7	SCR, BHC (6-32x.38) CAM	91
							90
1	1	-	-	A	7-21000-9	SCR, SHC (4-40x.19) STRIPPER	89
							88
							87
1	1	1	-	A	2-22603-0	SCR, HEX HD (8-32x.31) FEED FINGER	86
2	2	2	-	A	1-21000-3	SCR, SHC (4-40x.25) F ST GUIDE	85
3	3	3	-	A	2-21000-7	SCR, SHC (8-32x.50) STRIPPER	84
REF	REF	REF	-	A	3-21000-7	SCR, SHC (10-32x.75) FEED ROD GD	83
REF	REF	REF	-	A	3-21000-6	SCR, SHC (10-32x.62) FD ADJ BLK	82
1	1	1	-	A	3-21000-4	SCR, SHC (10-32x.38) SG ADJ BL	81
REF	REF	REF	-	A	3-21000-4	SCR, SHC (10-32x.38) PIVOT BLK	80
-	REF	-	-	B	455749-1	GUARD, WINDOW	79
REF	-	-	-	B	679532-1	INSERT, GUARD	78
							77
							76
							75
							74
							73
REF	REF	REF	-	A	458109-1	WASHER, SPECIAL	72
REF	REF	REF	-	A	690517-1	SPACER	71
-3	-2	-1	U/M	DWG SIZE	PART NO	DESCRIPTION	ITEM NO
QTY REQD PER ASSY					PARTS LIST		

LEADMAKER					MECH POST FEED			922089
BENCH MODEL K					MECH PRE FEED			
BENCH MODEL G					MECH PRE FEED			
REF	REF	REF	-	B	22594-8	NUT, HEX (1/2-20)	70	
REF	REF	REF	-	B	240628-1	PLATE, ADJUSTMENT	69	
REF	REF	REF	-	B	240626-1	SHAFT, PIVOT	68	
REF	REF	REF	-	B	240633-1	BUSHING	67	
REF	REF	REF	-	A	455680-1	LEVER, INTERMEDIATE	66	
REF	REF	REF	-	B	240629-1	BLOCK, PIVOT	65	
REF	REF	REF	-	A	240632-2	SCREW, ADJ FEED ROD	64	
REF	REF	REF	-	B	240659-3	PIN, CAM ROLLER	63	
REF	REF	REF	-	B	240658-1	ROLLER, CAM	62	
REF	REF	REF	-	B	454398-2	ROD, FEED	61	
REF	REF	REF	-	A	454178-1	GUIDE, FEED ROD	60	
REF	REF	REF	-	C	454220-1	CAP, RAM	59	
REF	REF	REF	-	D	454485-1	HOUSING	58	
							57	
1	1	1	-	B	690542-2	PAWL, FEED	56	
REF	REF	REF	-	B	240624-1	PIN, FEED FINGER	55	
REF	REF	REF	-	B	691499-1	SPRING, FEED FINGER	54	
REF	REF	REF	-	B	690541-1	HOLDER, FEED FINGER	53	
REF	REF	REF	-	A	455679-1	LEVER, TERMINAL FEED ARM	52	
1	1	1	-	A	811242-2	BUMPER, HOLDDOWN	51	
1	1	1	-	A	690753-1	SPACER, TONKER	50	
1	-	-	-	B	690602-6	CAM, PRE-FEED 1 5/8 ST	49	
-	1	-	-	B	690602-5	CAM, PRE-FEED 1 1/8 ST	48	
-	-	1	-	B	690501-4	CAM, POST-FEED 1 5/8 ST	47	
1	1	1	-	B	459456-1	APPLICATOR, BASIC (SUBASSY)	46	
1	1	1	-	A	690191-1	PLUG, NYLON	45	
1	1	1	-	C	455673-1	RAM	44	
1	1	1	-	A	690125-1	WASHER, LAMINATED	43	
1	1	1	-	A	690124-1	WASHER, RAM	42	
1	1	1	-	A	7-21002-9	BOLT, CRIMPER (5/16x1.00)	41	
							40	
							39	
1	1	1	-	A	690223-2	SPACER, INSULATION DISC	38	
1	1	1	-	D	354777-1	WIRE DISC, PLASTIC	37	
1	1	1	-	A	22480-5	WASHER, SPRING	36	
1	1	1	-	B	690212-1	POST, RAM	35	
1	1	1	-	B	690786-1	SUPPORT, TERMINAL	34	
REF	REF	REF	-	D	455675-1	PLATE, BASE	33	
1	1	1	-	A	690432-3	SCREW, ADJUSTMENT	32	
							31	
REF	REF	REF	-	B	455689-1	BLOCK, STRIP GUIDE ADJ	30	
1	1	1	-	C	455671-1	PLATE, STRIP GUIDE	29	
							28	
2	2	2	-	A	1-22284-0	SPRING, DRAG	27	
1	1	1	-	B	690546-1	LEVER, DRAG RELEASE	26	
1	1	1	-	B	240792-1	DRAG, TERMINAL	25	
1	1	1	-	D	4-690440-9	GUIDE, STRIP (REAR)	24	
1	1	1	-	A	690438-1	GUIDE, STRIP (FRONT)	23	
-	-	1	-	B	690472-2	STRIPPER	22	
REF	REF	REF	-	A	4-22284-9	SPRING, FEED RETURN	21	
1	1	-	-	A	679218-1	STRIPPER WIRE STOP ASSY	20	
1	1	-	-	B	458949-1	STRIPPER	19	
							18	
							17	
1	1	1	-	B	318563-1	GUARD, CHIP, FRONT	16	
							15	
							14	
							13	
1	1	1	-	A	5-22280-0	SPRING, SHEAR	12	
1	1	1	-	B	690461-1	STOP, SHEAR	11	
1	1	1	-	C	690459-1	HOLDER, SHEAR (FRONT)	10	
1	1	1	-	C	454276-1	SHEAR, FLOAT (FRONT)	9	
1	1	1	-	C	1-904717-9	ANVIL	8	
1	1	1	-	C	3-240641-8	SPACER, DEPRESSOR (REAR)	7	
							6	
1	1	1	-	C	1-455889-4	DEPRESSOR, SHEAR (FRONT)	5	
							4	
							3	
1	1	1	-	C	2-455888-8	SPACER, CRIMPER	2	
1	1	1	-	C	4-456408-0	CRIMPER, WIRE	1	
-3	-2	-1	U/M	DWG SIZE	PART NO	DESCRIPTION	ITEM NO	
←					REVISION OF EACH ASSY NO (WHEN BLANK, USE DWG REVISION)			
QTY REQD PER ASSY					PARTS LIST			
DIMENSIONS IN INCHES. DO NOT SCALE PRINT. TOLERANCES UNLESS OTHERWISE SPECIFIED.					MATERIAL			
2 PLC DEC ±					HT TR			
3 PLC DEC ±					FIN			
4 PLC DEC ±								
ANGLES ±								
SURF TEXTURE: ✓								
REMOVE BURRS, BREAK SHARP EDGES R.015 MAX								

Mouser Electronics

Authorized Distributor

Click to View Pricing, Inventory, Delivery & Lifecycle Information:

[TE Connectivity:](#)

[680726-3](#)